

**DETAILED INSPECTION REPORTS OF MEMBER
INDUSTRIAL UNITS AT BARHI INDUSTRIAL AREA,
SONIPAT**

(July 18-August 13, 2024)

IN THE MATTER OF

VARUN GULATI VS STATE OF HARYANA & ORS.

[ORIGINAL APPLICATION NO. 622/2024]

-PREPARED BY-

THE JOINT COMMITTEE OF CPCB & HSPCB

-CONSTITUTED BY-

HON'BLE NATIONAL GREEN TRIBUNAL

(ORDER DATED 28.05.2024)

Contents

INSPECTION REPORTS OF OPERATIONAL INDUSTRIES.....	7
Annexure – 1: M/s Brothers Stretch Yarn Pvt. Ltd.	7
Annexure – 2: M/s Yashas Industries	11
Annexure – 3: M/s Shree Gopal Enterprises.....	15
Annexure – 4: M/s Savi Texfab Pvt. Ltd.	20
Annexure – 5: M/s Vrishabh Industries	26
Annexure – 6: M/s Manohar Filaments Pvt. Ltd.	31
Annexure – 7: M/s Oasis Texfab India	37
Annexure – 8: M/s Vibrant Yarns	43
Annexure – 9: M/s Krishna Process (old name Oriental Rug Co).....	49
Annexure – 10: M/s Smitz Polytex	54
Annexure – 11: M/s Budh Singh And Brothers	61
Annexure – 12: M/s Euro Threads (P) Ltd.....	67
Annexure – 13: M/s Vinayak Dyeing House.....	73
Annexure – 14: M/s Generous Textiles Pvt. Ltd.....	78
Annexure – 15: M/s Komal textiles	83
Annexure – 16: M/s Kanodia Intercontinental Pvt. Ltd.....	89
Annexure – 17: M/s GEE AAR Thread Pvt. Ltd.	96
Annexure – 18: M/s Kuchal Fashions Pvt. Ltd.....	101
Annexure – 19: M/s Sanjeev Enterprises.....	108
Annexure – 20: M/s VISCOT Industries	114
Annexure – 21: M/s Tabi Creations Pvt. Ltd.	118
Annexure –22: M/s Shree Sidhi Vinayak Texcolors Pvt. Ltd.	126
Annexure – 23: M/s Vardhman Creation Pvt. Ltd.	132
Annexure – 24: M/s Kohinoor Ribbon Factory Pvt. Ltd (Old name K R F Limited).....	138
Annexure – 25: M/s Jyoti Dhaga Udyog Pvt. Ltd.....	145
Annexure – 26: M/s Such Exports Pvt. Ltd.....	151
Annexure – 27: M/s Twenty First Century Pvt. Ltd.	156
Annexure – 28: M/s Vihan Textile Pvt. Ltd.	160
Annexure – 29: M/s Super Dyeing	166
Annexure – 30: M/s Fine Dyeing Pvt. Ltd.	172
Annexure – 31: M/s Shivalik Processor	177
Annexure – 32: M/s Abycons Textiles Pvt. Ltd.....	183
Annexure – 33: M/s Global Enterprises.....	189

Annexure – 34: M/s Abycons Woolens Pvt. Ltd.	195
Annexure – 35: M/s Bansal Processing House.	201
Annexure – 36: M/s Sri Ram Cottgins Pvt. Ltd.	207
Annexure – 37: M/s Smitz Marketing.....	212
Annexure – 38: M/s Siddhi Vinayak Apparels Pvt. Ltd.	217
Annexure – 39: M/s Rexolene India Manufacturing Pvt. Ltd.....	223
Annexure – 40: M/s PP Texofab Pvt. Ltd.	230
Annexure – 41: M/s Sino India Textiles Pvt. Ltd.....	237
Annexure – 42: M/s Anand knit	244
Annexure – 43: M/s Ram Kishan and Co.	249
Annexure – 44: M/s Madni Textile Mills Pvt Ltd	254
Annexure – 45: M/s Dhruv Globals Ltd	259
Annexure – 46: M/s Natraj Home Furnishing Pvt. Ltd.....	266
Annexure – 47: M/s Shree Jee Fabrics	276
Annexure – 48: M/s Eurospa Terry Towel Pvt. Ltd.....	281
Annexure – 49: M/s Girja Dyeing	288
Annexure – 50: M/s Rajasthan Kniting Mills.....	294
Annexure – 51: M/s Babbar Hosiery	301
Annexure – 52: M/s M. K. Dyeing	307
Annexure – 53: M/s Rakesh Textile.....	314
Annexure – 54: M/s BCL Fabrics Pvt. Ltd.	321
Annexure – 55: M/s Pooja Textile Industry	326
Annexure – 56: M/s Addagio Knit Creation Pvt. Ltd.....	331
Annexure – 57: M/s Magnet Industries.....	336
Annexure – 58: M/s Denim Art	341
Annexure – 59: M/s Nagpal Trading company	346
Annexure – 60: M/s Sonu Enterprises.....	351
Annexure – 61: M/s Denimo Design Washing Private Limited	356
Annexure – 62: M/s Vardhman Gar-Tex Creators Pvt.Ltd.....	361
Annexure – 63: M/s Modern Dyeing Pvt. Ltd.	366
Annexure – 64: M/s Global Wash Creation Pvt. Ltd.....	373
Annexure – 65: M/s Shivam Enterprises	378
Annexure – 66: M/s Color Zone	384
Annexure – 67: M/s Denim Touch	389
Annexure – 68: M/s Denim Craze	394

Annexure – 69: M/s M. S. Creations.....	400
Annexure – 70: M/s Shubhram Hospital Solutions Pvt. Ltd.....	406
Annexure – 71: M/s Spectrum Washing Pvt. Ltd.	413
Annexure – 72: M/s Shadex Creations	420
Annexure – 73: M/s Nutex Knit Fab	426
Annexure – 74: M/s Swastik Multifibre Pvt Ltd	431
Annexure – 75: M/s Novacare Appliances Pvt. Ltd.	436
Annexure – 76: M/s Paras Tubetech Pvt. Ltd.....	444
Annexure – 77: M/s Smart Enterprises, Plot no 96, Phase-III.....	449
Annexure – 78: M/s Smart Enterprises, Plot No. 99, Phase-III, HSIIDC Barhi, Sonipat	456
Annexure – 79: M/s Bajrang Engineering Works	462
Annexure – 80: M/s Deepak Enterprises.....	467
Annexure – 81: M/s Design O Creations.....	472
Annexure – 82: M/s Goel Bros	477
Annexure – 83: M/s Shoorbhoi Exports Pvt. Ltd.	482
Annexure – 85: M/s B.R. Specialties LLP.....	490
Annexure – 86: M/s Paxy Chem	495
Annexure – 87: M/s EOC Polymers India Pvt. Ltd.	499
Annexure – 88: M/s Amogh Pharmaceuticals.....	506
Annexure – 89: M/s Papcoat (India) Pvt. Ltd.	510
Annexure – 90: M/s SIA Pharma Pvt. Ltd.....	516
Annexure – 91: M/s Samarth Industries.....	520
Annexure – 92: M/s Sumit Enterprises.....	525
Annexure – 93: M/s Raja Industries	531
Annexure – 94: M/s Ansh Beverages Pvt. Ltd.....	536
Annexure – 95: M/s Season farm, Plot No. 157, HSIIDC, Barhi, Sonipat	541
Annexure – 96: M/s First Pure Diet Milk Products.....	545
Annexure – 97: M/s Indies Global Foods Private Limited	550
Annexure – 98: M/s Value Foods	555
Annexure – 99: M/s Ruby Industries, Plot No. 54	559
Annexure – 100: M/s Dayanidhi Textiles Pvt. Ltd	564
Annexure – 101: M/s Supreme Fashions.....	571
Annexure – 102: M/s Arshiya Decor Private Limited	577
Annexure – 103: M/s Shree Krishna Buttons Pvt. Ltd.	582
Annexure – 104: M/s Super Texfab Pvt. Ltd.	587

Annexure – 105: M/s Supreme Surfactants Pvt. Ltd.	592
Annexure – 106: M/s Chandni Industries Pvt. Ltd.....	597
Annexure – 107: M/s Jai Hanuman Laminates Pvt. Ltd.	600
Annexure – 108: M/s Swastik Toughened Glass LLP	601
Annexure – 109: M/s Metro Pulp Industries	603
Annexure – 110: M/s Peeco Polytech Pvt Ltd.....	607
Annexure – 111: M/s Jai Mata Plastic	611
Annexure – 112: M/s Shri Balaji Enterprises	616
Annexure – 113: M/s TSB Polychem Pvt. Ltd.....	619
INSPECTION REPORTS OF NON-OPERATIONAL/ DISMANTLED INDUSTRIES	625
Annexure - 114: M/s A.S. Brawny Metal and Alloys Pvt. Ltd.....	625
Annexure - 115: M/s Sachin Dyers	626
Annexure - 116: M/s K.M. Poly Yarn Pvt Ltd.....	631
Annexure - 117: M/s Dharampal Alloys Private Ltd	635
Annexure - 118: M/s Jainsons International Plot No 525, Phase-II, HSIIDC Barhi	641
Annexure - 119: M/s Royal Enterprises.....	642
Annexure - 120: M/s AKKS Textiles Pvt. Ltd.....	646
Annexure - 121: M/s Balaji Processor	647
Annexure - 122: M/s Ghanshyam Dyes and Fabtex	649
Annexure - 123: M/s Anju International.....	651
Annexure - 124: M/s Alpha Chemicals & Intermediate.....	654
Annexure - 125: M/s Sino India Textiles Pvt. Ltd., Plot no. 687	660
Annexure - 126: M/s Smart Enterprises, Plot No. 97-98, Phase III	664
Annexure - 127: M/s Rail Coach Naveenikaran Karkhana Sonipat	667
Annexure - 128: M/s Bisha Developers Pvt. Ltd.....	679
Annexure - 129: M/s New Garments.....	680
Annexure - 130: M/s A.S. Process	684
Annexure - 131: M/s Aryavart Dyeing Pvt. Ltd.	685
Annexure - 132: M/s Tanvi Enterprises	691
Annexure - 133: M/s G.C.R. Dyeing.....	692
Annexure - 134: M/s Camlano and Company.....	693
Annexure - 135: M/s Hue plus Industries	694
Annexure - 136: M/s Weave N Colors Texofab.....	700

INSPECTION REPORTS OF OPERATIONAL INDUSTRIES

Annexure – 1: M/s Brothers Stretch Yarn Pvt. Ltd.

INDUSTRY INSPECTION FORMAT (TEXTILE)**A. General section**

Date of inspection: 08.08.2024

1.	Name of the unit with complete postal address:	M/s. Brothers Stretch Yarn Pvt. Ltd. Plot no. 176, HSIIDC, Barhi Industrial Estate, Sonipat, Haryana
2.	Spatial Co-ordinates (Latitude & longitude) in Decimal format only	29.10241 77.04605
3.	Name of Contact person with designation Phone & Email:	Sh. Ritik Sharma (Owner) 9811730888 ritik@brothersyam
4.	Industry Operational status	Operational

B. Consent section

(Attach valid copies, or if expired then attach recent expired copies along with copy of application)

5.	Consent	Yes/No/Applied	Validity (Period)
	Air /Water	Yes	Valid up to 30.09.2026
	Hazardous waste authorization	Yes	Valid up to 30.09.2026
	NOC from CGWA/other authority	Yes	NOC Expired on 13.02.2024, Applied for renewal.

C. Production, Process and Infrastructure

Production details			
6.	Number of operational days in last three months	67	
7.	Operation schedule (Operation hours/day)	10 hrs.	
8.	Type of industry	I	II
	I. Natural fibres (N), Synthetic fibres (S), Blend (NS) II. Pre-treatment (Pt), Dyeing (D), Printing (Pr), Finishing (F), Garment washing (GW) III. Batch process (B), Continuous process (C)	S	Pt., D, F
9.	Product manufactured (dyed yarn/dyed fabric/garments/ denim)	Dyed yarn (Dyeing of cotton/ Polyester and Nylon)	
10.	GSM of product (for fabric/ denim/ garment etc.)	Not provided	
11.	Consumption of utility, water and raw materials per kg of material processed		
		As per consent	Average (last three months)
	Production in (Kg/ Sq. meter/ nos.)	7 MTD	1.22 MTD (1222.48 kg/day)
	Steam (MTD)	NA	NA
	Water (KLD)	-	53.61
	Raw material (dyes & chemicals)	100 kg/d	

12.	Process details	
	Pretreatment	Yes
	Dyeing	Yes
	Printing	Yes
	Finishing	Yes
	Garment washing	No
13.	Details of wet processing machinery (Nos. & Capacity)	Not provided
14.	MLR of process machinery	Not provided
15.	Fresh Water consumption	
	Availability of separate flow meter for domestic/process use:	
	Sources of water	Totalizer reading (m³)
		Water consumption (KL) (Total of last three months)
		Average water consumption (in KLD)
		Logbook maintained (Yes/No)
	Borewell 1	3427.1756
		4557
		53.61
		Yes
	Specific water consumption in KL/MT	43.85

D. Effluent management and disposal

16.	Flowmeters details	Availability (Yes/No)	Totalizer Reading (m³/hr.)
	Flow at inlet	Yes	28745.023
	Flow at outlet	Yes	16455.116
	Recycling points	NA	NA
17.	Effluent generation (KLD)	50.96	
18.	Specific effluent generation (KL/MT of product)	41.69	
19.	Effluent disposal (KLD)	50.91	
20.	Specific effluent Disposal (KL/MT of product)	41.64	
21.	Recycled water consumption (Avg. in KLD)	NIL	
22.	Specific recycled water consumption (KL/MT of product)	NIL	
Primary Effluent Treatment Plant (PETP)			
23.	PETP status: Operational/Non-operational: Operational		
24.	Installed capacity (KLD): 200 Utilized capacity (KLD): 50		
25.	PETP consists of: (flow diagram): Collection Tank, Dosing Tank, Clarifier, Tube Settler, Sludge Drying Bed, Clear Water tank, Filters and Discharge into CETP conveyance line. <i>Remark: The existing PETP can reduce BOD upto 50%, COD upto 60% & TDS upto 25% only.</i>		
26.	Losses in PETP, %		
27.	Name of chemicals consumed at PETP along with quantity (kg/day)	Ferrous	9.21 kg/d
		Caustic	4.38 kg/d

39.	Type of fuel used	Biomass (Mustard Briquettes) and Gas
40.	Fuel consumption (mention units)	Biomass: 250 kg/d and Gas: 1000 kg/d appx.
41.	Estimated ash generation (@ 12 % of biomass briquette)	0.03 TPD
42.	Ash management	As per unit representative, collected and provided to local people for land filling but logbook not maintained.
43.	Remark on ash disposal	Satisfactory
44.	Specific Observations:	<ul style="list-style-type: none"> With existing treatment scheme, such a high reduction in pollution parameters indicates dilution with freshwater in PETP at different stages
45.	Recommendations:	<ol style="list-style-type: none"> The unit shall conduct study on water balance through government reputed institutes. The unit shall ensure that effluent not discharged without treatment. The unit shall obtain valid no objection certificate from HGWA.
46.	Overall compliance status: Non – Complying (Dilution)	

Photographs



Fig.1: Entrance gate



Fig.2: Manufacturing process area



Fig.4: ETP set up



Fig.6: Borewell flow meter



Fig.6: ETP inlet & outlet flow meter



Fig.7: ETP energy meter

Annexure – 2: M/s Yashas Industries

INDUSTRY INSPECTION FORMAT (TEXTILE)**A. General section**

Date of inspection: 08.08.2024

1.	Name of the unit with complete postal address:	M/s. Yashas Industries Plot No. 190, HSIIDC HSIIDC, Indl. Area, Barhi, Distt. Sonipat
2.	Spatial Co-ordinates (Latitude & longitude) in Decimal format only	Lat.- 29.10136 Long.- 77.04597
3.	Name of Contact person with designation Phone & Email:	Mr. Praveen, Manager 7988348688 pasatija33@gmail.com
4.	Industry Operational status	Operational

B. Consent section

(Attach valid copies, or if expired then attach recent expired copies along with copy of application)

5.	Consent	Yes/No/Applied	Validity (Period)
	Air /Water	Yes	Valid up to 30.09.2024
	Hazardous waste authorization	Yes	Valid up to 30.09.2024
	NOC from CGWA/other authority	No	Not provided

C. Production, Process and Infrastructure

Production details			
6.	Number of operational days in last three months	48	
7.	Operation schedule (Operation hours/day)	8-10 hrs.	
8.	Type of industry IV. Natural fibres (N), Synthetic fibres (S), Blend (NS) V. Pre-treatment (Pt), Dyeing (D), Printing (Pr), Finishing (F), Garment washing (GW) VI. Batch process (B), Continuous process (C)	I	II
		S	D
		III	B
9.	Product manufactured (dyed yarn/dyed fabric/garments /denim)	Dyed yarn	
10.	GSM of product (for fabric/ denim/ garment etc.)	Not provided	
11.	Consumption of utility, water and raw materials per kg of material processed		
		As per consent	Average (last three months)
	Production in (Kg/ Sq. meter/ nos.) Dyed yarn	0.8 MTD	Not provided But as per reverse calculation of water consumption, 0.42 MTD
	Steam (MT)	NA	17.5
	Water (KL)	NA	10.65 KLD
	Raw material (dyes & chemicals)	NA	Yarn: 800 Kg/d
12.	Process details		
	Pretreatment	No	
	Dyeing	Yes	
	Printing	No	
	Finishing	Yes	

	Garment washing	Yes
13.	Details of wet processing machinery (Nos. & Capacity)	Attached
14.	MLR of process machinery	Not provided
15.	Fresh Water consumption Availability of separate flow meter for domestic/process use:	
	Sources of water	Totalizer reading (m³)
	Water consumption (KL) (Total of last three months)	Average water consumption (in KLD)
	Logbook maintained (Yes/No)	
	Borewell 1	13795.61
	511.29	10.65
	Yes	
	Specific water consumption in KL/MT	25.36

D. Effluent management and disposal

16.	Flowmeters details	Availability (Yes/No)	Totalizer Reading (m³)
	Flow at inlet	Yes	11570.744
	Flow at outlet	Yes	11843.476
	Recycling points	NA	NA
17.	Effluent generation (KLD)	7.79 (Logbook attached)	
18.	Specific effluent generation (KL/MT of product)	18.55	
19.	Effluent disposal (KLD)	7.09	
20.	Specific effluent Disposal (KL/MT of product)	16.88	
21.	Recycled water consumption (Avg. in KLD)	NIL	
22.	Specific recycled water consumption (KL/MT of product)	NIL	
Primary Effluent Treatment plant (PETP)			
23.	PETP status: Operational/Non-operational: Operational		
24.	Installed capacity (KLD): 400 Utilized capacity (KLD): 8		
25.	PETP consists of: (flow diagram): Collection Tank, Dosing Chamber, Equalization Tank, Tube Settler, Sludge Drying Bed, Filters- and discharge into CETP conveyance line. <i>Remark: The existing PETP can reduce BOD upto 50%, COD upto 60% & TDS upto 25% only.</i>		
26.	Losses in PETP, %	Not provided	
27.	Name of chemicals consumed at PETP along with quantity (kg/day)	Lime	2.54 kg/d (01.05.2024 to 07.08.2024)
Alum		1.5 kg/d (01.05.2024 to 07.08.2024)	
Polyelectrolyte		171 gm/day (01.05.2024 to 07.08.2024)	
28.	Effluent disposal point	HSI IDC sewer line/other	
29.	Bypass arrangement for discharge of untreated effluent	No	
30.	Status of CETP membership	Yes	

31.	Status of storm water management	Rain harvesting pit/HSIIDC storm water line			
32.	Effluent characteristics: as per analysis report of consented parameter				
	Parameter	PETP inlet	PETP outlet	Prescribed discharge norms	Compliance status
	pH	8.3	8.4	6.0-9.0	With existing treatment scheme, such a high reduction in pollution parameters indicates dilution with freshwater in PETP at different stages Non – compliance (Dilution)
	Colour	35	BDL	150	
	BOD (mg/l)	90	03	500	
	COD (mg/l)	286	46	1400	
	TSS (mg/l)	164	27	1500	
	TDS (mg/l)	1352	992	2100	
	FDS (mg/l)	1008	772	-	
	Oil & Grease (mg/l)	-	BDL	15	
	NH ₃ -N (mg/l)	-	10	-	
	Total Cr (mg/l)	-	BDL	-	
	Sulphides (mg/l)	-	07	-	
	SAR	-	BDL	-	
	Phenolic compound	-	0.16	-	
33.	Sludge management & disposal				
	Mechanical system details (centrifuge/decanter etc.)			Sludge Press	
	Sludge drying beds			Total Nos: 03	
	Average quantity of sludge generated (Kg/day)			3.44 Kg/d	
	Estimated sludge generation			1.48 Kg/d	
34.	Separate Energy meter installed for PETP			Yes/No	
	Average Electric Consumption at PETP (KWh/day)			50 KWh/day	

E. Hazardous waste section

35.	Hazardous waste management	
	Authorization status	Valid up to 30.09.2024 (Attached)
	Copy of agreement with recyclers/ TSDF	Yes (Attached)
	Hazardous waste generated (kg/d)	10.3 App.
Form-4 and 10 to be collected		

F. Fuel/power consumption

36.	Boiler capacity	2.5 TPH
37.	Stack height	30 m
38.	APCD installed	Yes (Cyclone & Wet Scrubber)
39.	Type of fuel used	Biomass (Mustard Briquettes)
40.	Fuel consumption (mention units)	Biomass: 2-2.5 TPD appx.
41.	Estimated ash generation (@ 12 % of biomass briquette)	0.03 TPD
42.	Ash management	As per unit representative, collected and provided to local people for land filling but logbook not maintained.
43.	Remark on ash disposal	Satisfactory

G. Specific observations

1. The unit was involved in yarn dyeing.
2. With existing treatment scheme, such a high reduction BOD: 90 mg/l to 3 mg/l (96.66%), COD: 286 mg/l to 46 mg/l (83.92%), TSS: 164 mg/l to 27 mg/l (83.54 %), TDS: 1352 mg/l to 992 mg/l (26.27%) and FDS: 1008 mg/l to 772 mg/l (23.41%) in pollution parameters indicates dilution with freshwater in PETP at different stages

H. Recommendations:

1. The unit should immediately stop freshwater dilution in the PETP system.
2. The unit shall ensure that untreated effluent not discharged without proper treatment.
3. The unit shall maintain logbook of production.
4. The unit shall obtain NOC for groundwater abstraction form HGWA.

Photographs



Manufacturing process area



PETP set up



PETP inlet flow meter



PETP outlet flow meter

Annexure – 3: M/s Shree Gopal Enterprises

INDUSTRY INSPECTION FORMAT (Textile)**A. General section****Date of inspection: 08-08-2024**

1.	Name of the unit with complete postal address:	M/s Shree Gopal Enterprises Plot No 356 HSIIDC Ph I Barhi Sonapat
2.	Spatial Co-ordinates (Latitude & longitude) in Decimal format only	29.09879749 77.04522192
3.	Name of Contact person with designation Phone & Email:	Sh Anoop Aggarwal 9911550382 Anup.nikki86@gmail.com
4.	Industry Operational status	Operational

B. Consent section

(Attach valid copies, or if expired then attach recent expired copies along with copy of application)

5.	Consent	Yes/No/Applied	Validity (Period)
	Air /Water	Yes	30-09-2025
	Hazardous waste authorization	Yes	30-09-2025
	NOC from CGWA/other authority	Applied (Application copy not provided)	

C. Production, Process and Infrastructure

Production details				
6.	Number of operational days in last three months	77 days (01-05-2024 to 31-07-2024)		
7.	Operation schedule (Operation hours/day)	Day shift (8 hours)		
8.	Type of industry I. Natural fibres (N), Synthetic fibres (S), Blend (NS) II. Pre-treatment (Pt), Dyeing (D), Printing (Pr), Finishing (F), Garment washing (GW) III. Batch process (B), Continuous process (C)	I Synthetic	II Pre-treatment and dyeing	III Batch process
9.	Product manufactured (dyed yarn/dyed fabric/garments/denim)	Dyeing of polyester yarn		
10.	Consumption of utility, water and raw materials per kg of material processed			
		As per consent	Average (last three months)	
	Production in (Kg/ Sq. meter/ nos.)	0.495 MT/day	0.42 MT/day	
	Steam (MT)	-		

	Water (KL)	NOC not provided	4.74 KLD		
	Raw material (dyes & chemicals)	495 kg/day yarn	Disperse Dyes	5.974	
			Green Acid	6.494	
			DFT	3.896	
			Castic	0.000	
			colour removal chemical	0.649	
11.	Process details				
	Pretreatment	Yes			
	Dyeing	Yes			
12.	Details of wet processing machinery (Nos. & Capacity)	<ul style="list-style-type: none"> • 2 KG HTHP Dyeing Machine-5 (1*200 kg, 1*45 kg, 1*15 kg, 1*5 kg, 1*2 kg) • Soft Winders • Final Conning Winder • Hydro Extractor 			
13.	MLR of process machinery	1:8			
14.	Fresh Water consumption				
	Availability of separate flow meter for domestic/process use:				
	Sources of water	Totalizer reading (m³)	Water consumption (KL) (Total of last three months)	Average water consumption (in KLD)	Logbook maintained (Yes/No)
	Borewell	23561.1	365.1	4.74	Yes
	Specific water consumption in KL/MT		11.23 KL/MT		

D. Effluent management and disposal

15.	Flowmeters details	Availability (Yes/No)	Totalizer Reading (m³/hr.)
	Flow at inlet of PETP	No	-
	Flow at outlet of PETP	Yes	6548.6
	Recycling points	Not applicable	
16.	Effluent generation (KLD)	No flowmeter installed at inlet and therefore no record maintained	
17.	Specific effluent generation (KL/MT of product)	-	
18.	Effluent disposal (KLD)	3.7 KLD	
19.	Specific effluent Disposal (KL/MT of product)	8.76 KL/MT	
Primary Effluent Treatment Plant (PETP)			
20.	PETP status: Operational		
21.	Installed capacity (KLD): 50 KL		

	Utilized capacity (KLD): 10 KL				
22.	PETP consists of: (flow diagram) <i>Effluent from process - Collection tank (underground)– Water pumped to Reaction tank for Chemical dosing- Collection tank - Dual media filter – pH correction – Outlet chamber – Public sewer – CETP Barhi</i>				
23.	Losses in PETP, %	-			
24.	Name of chemicals consumed at PETP along with quantity (litre/day)	Lime	0.33		
		Alum	0.16		
		Polyelectrolyte	0.007 kg/day		
25.	Effluent disposal point	HSI IDC sewer line			
26.	Bypass arrangement for discharge of untreated effluent	No			
27.	Status of CETP membership	Connected to CETP Barhi			
28.	Status of storm water management	HSI IDC storm water line			
29.	Effluent characteristics: as per analysis report of consented parameter				
	Parameter	PETP inlet	PETP outlet	Prescribed discharge norms	<ul style="list-style-type: none"> • BOD removal- 87.64%, COD removal-91.76%, which is not possible with the existing treatment system installed by the unit (i.e., without any biological treatment), which establishes dilution in PETP with fresh water Non-Complying (Dilution)
	pH	7.3	7.6	6.0-9.0	
	BOD (mg/l)	178	22	500	
	COD (mg/l)	996	82	1400	
	TSS (mg/l)	77	31	1500	
	TDS (mg/l)	1060	824	2100	
	FDS (mg/l)	740	668	-	
	Oil & Grease (mg/l)	-	BDL	15	
	Color (Hazen)	356	BDL	-	
	NH3-N (mg/l)	-	11	-	
	Total Cr (mg/l)	-	.004	-	
	Sulphides (mg/l)	-	6	-	
	SAR	-	6	-	
	Phenolic compound	-	BDL	-	
30.	Sludge management & disposal				
	Mechanical system details (centrifuge/decanter etc.)	No			
	Sludge drying beds	Total Nos: 03			
	Average quantity of sludge generated (Kg/day)	Data for only July month provided i.e. 48 kg. Average 1.84 kg/day			
	Estimated sludge generation	0.223 kg/day			
31.	Separate Energy meter installed for PETP	Yes			

Average Electric Consumption at PETP (KWh/day)	1.98 KWh/day (as per logbook)
--	-------------------------------





E. Hazardous waste section

32.	Hazardous waste management	
	Authorization status	Yes, valid upto 30-09-2025
	Copy of agreement with recyclers/TSDF	Agreement with M/s Gujarat Enviro-Protection and Infrastructure (Haryana) Private Limited (GEPIL), Pali, Faridabad, Haryana
	Hazardous waste generated (kg/d)	1.84 kg/day (as per record available)

Form-4 and 10 to be collected**F. Fuel/power consumption**

33.	Boiler capacity	200 kCal
34.	Stack height	25 m
35.	Type of fuel used	LPG
36.	Fuel consumption (mention units)	53.96 kg/day
37.	Observations:	
	<ol style="list-style-type: none"> Unit operates PETP in batch mode, once in 3-4 days, as per requirement. Unit has made underground collection tank for storage of effluent from process. No flow meter available at PETP inlet for quantification of effluent generation. As per analysis of samples collected from PETP inlet and outlet, approx 87.64% reduction in BOD and 91.76% reduction in COD has been observed at PETP outlet indicating dilution with freshwater in PETP at different stages. 	
38.	Specific recommendations/suggestions:	
	<ul style="list-style-type: none"> Unit shall dismantle the provision of dilution. 	
39.	Overall Compliance status	
	<ul style="list-style-type: none"> Non-Complying (Dilution) 	

Photographs

<p>Fig.1: Manufacturing Area</p> 	<p>Fig.2: Final product</p>  <p>GPS Map Camera Lite</p> <p>32XW+G76, Barhi Industrial Area, Barhi, Haryana 131101, India</p> <p>Latitude 29.09934164°</p> <p>Longitude 77.04530986°</p> <p>Local 10:42:22 AM GMT 05:12:22 AM</p> <p>Altitude 222 meters Thursday, 08.08.2024</p>
<p>Fig.3: Tube settler & Dual media Filter</p> 	<p>Fig.4: Sludge Drying Beds</p> 




Fig.5: Final Outlet





Fig.6: LPG Boiler



Annexure – 4: M/s Savi Textfab Pvt. Ltd.

INDUSTRY INSPECTION FORMAT (Textile)**A. General section****Date of inspection: 07.08.2024**

1.	Name of the unit with complete postal address:	M/s Savi Textfab Pvt. Ltd., Plot No. 544, Phase-II, HSIIDC, Barhi, Sonipat
2.	Spatial Co-ordinates (Latitude & longitude) in Decimal format only	29.109520, 77.038385
3.	Name of Contact person with designation Phone & Email:	Mr. Kamal Sharma, Plant head 7988043431 kamalsharma5678@gmail.com
4.	Industry Operational status	Operational

B. Consent section

5.	Consent	Yes/No/Applied	Validity (Period)
	Air /Water	Yes	30.09.2026
	Hazardous waste authorization	Yes	30.09.2026
	NOC from CGWA/other authority	Yes	28.02.2025

C. Production, Process and Infrastructure

Production details			
6.	Number of operational days in last three months	48 days (as per logbook of June-24 & July-24 provided by the unit)	
7.	Operation schedule (Operation hours/day)	10 hours/day	
8.	Type of industry I. Natural fibres (N), Synthetic fibres (S), Blend (NS) II. Pre-treatment (Pt), Dyeing (D), Printing (Pr), Finishing (F), Garment washing (GW) III. Batch process (B), Continuous process (C)	I Acrylic Yarn	II Pt, D
			III B
9.	Product manufactured (dyed yarn/dyed fabric/garments/denim)	Dyed Acrylic Yarn	
10.	GSM of product (for fabric/ denim/ garment etc.)	NA	
11.	Consumption of utility, water and raw materials per kg of material processed		
		As per consent	Average

			(as per logbook of June-24 & July-24 provided by the unit)		
	Production in (Kg/ Sq. meter/ nos.)	Readymade garment washing-3200 Nos./day	Acrylic dyed yarn-1233 kg/day or 1.23 MT/day*		
	Steam (MT)	0.6 Ton/hr	4 T/day		
	Water (KL)	145 KLD or 43500 KL/year	40.03 KLD		
	Raw material (dyes & chemicals)	Wetting agent-3 kg/day Lubricating agent-8 kg/day Fabric softner-10 kg/day Enzyme-3 kg/day Bleaching agent-80 kg/day Detergent-8 kg/day Optical brightener-10 kg/day	Color-14.79 kg/day HCL-4.63 kg/day Acetic Acid-16.29 kg/day Softner-9.54 kg/day		
*The unit has valid CTO for readymade garment washing, however the unit is engaged in acrylic yarn dyeing and washing.					
12.	Process details				
	Pretreatment	Yes			
	Dyeing	Yes			
	Printing	No			
	Finishing	No			
	Yarn washing	Yes			
13.	Details of wet processing machinery (Nos. & Capacity)	Dryer-1, Hydro-1, Bulking machine-1			
14.	MLR of process machinery	1:10 (as informed)			
15.	Fresh Water consumption Availability of separate flow meter for domestic/process use: No				
	Sources of water	Totalizer reading (m³)	Water consumption (KL) (as per logbook of June-24 & July-24 provided by the unit)	Average water consumption (in KLD)	Logbook maintained (Yes/No)
	Borewell 1	16309.7	1921.27 KL	40.03 KLD	Yes
	Municipal sources	30	Logbook not provided		No
	Specific water consumption in KL/MT		32.46 KL/MT of Production		

D. Effluent management and disposal

16.	Flowmeters details	Availability (Yes/No)	Totalizer Reading (m³/hr.)	
	Flow at PETP inlet	Yes	10788.394	
	Flow at PETP outlet	Yes	20490.223	
	Recycling points	Unit is not recycling PETP treated water in the mfg. operations, as informed		
17.	Effluent generation (KLD)	11.62 KLD (as per logbook of June-24 & July-24 provided by the unit)		
18.	Specific effluent generation (KL/MT of product)	9.43 KL/MT of Production		
19.	Effluent disposal (KLD)	12.55 KLD (as per logbook of June-24 & July-24 provided by the unit)		
20.	Specific effluent Disposal (KL/MT of product)	10.18 KL/MT of Production		
Primary Effluent Treatment Plant (PETP)				
21.	PETP status: Operational			
22.	Installed capacity (KLD): 100 KLD Utilized capacity (KLD): 13 KLD			
23.	PETP consists of: (flow diagram) Collection cum Equalization tank → Chemical dosing → Flash mixer → Flocculation tank → Tube settler → Treated water tank → ACF → MGF → CETP, Barhi			
24.	Name of chemicals consumed at PETP along with quantity (kg/day)	Lime	6.69 kg/day	
		Alum	9.04 kg/day	
		Polyelectrolyte	0.108 kg/day	
25.	Effluent disposal point	HSI IDC sewer line		
26.	Bypass arrangement for discharge of untreated effluent	No		
27.	Status of CETP membership	Valid		
28.	Status of storm water management	HSI IDC storm water line		
29.	Effluent characteristics: as per analysis report of prescribed discharge norms			
	Parameter	PETP inlet	PETP outlet	Prescribed discharge norms
	pH	8.8	9.9	6.0-9.0
	BOD (mg/l)	43	36	500
	COD (mg/l)	158	79	1400
	TSS (mg/l)	78	30	1500
	TDS (mg/l)	544	824	2100
	Oil & Grease (mg/l)	-	BDL	15
Color (Hazen)	22	BDL	-	
BOD at PETP inlet is too much lower against typical range of 100-500 mg/l, indicating dilution at PETP inlet				

	SAR	4	4	-	Non-Complying (Discharge norms & dilution)
30.	Sludge management & disposal				
	Mechanical system details (centrifuge/decanter etc.)	No			
	Sludge drying beds	Total Nos: 3 nos.			
	Average quantity of sludge generated (Kg/day)	10.27 kg/day (as per logbook of June-24 & July-24)			
	Estimated sludge generation	0.56 kg/day + 1.58 kg/day chemical sludge = total 2.14 kg/day			
31.	Separate Energy meter installed for PETP	Yes			
	Average Electric Consumption at PETP (KWh/day)	65.17 kWh/day (as per logbook of June-24 & July-24 provided by the unit)			

E. Hazardous waste section

32.	Hazardous waste management												
	Copy of agreement with recyclers/TSDF	Valid upto 17.11.2026											
	Hazardous waste generated (kg/d)	PETP sludge-10.27 kg/day (as per logbook of June-24 & July- 24 provided by the unit) Details of PETP Sludge disposal to GEPIL (as per submitted form 10): <table border="1" data-bbox="778 1211 1270 1402" style="margin-left: auto; margin-right: auto;"> <thead> <tr> <th>Date</th> <th>Quantity disposed</th> </tr> </thead> <tbody> <tr> <td>11.05.2022</td> <td>0.650 MT</td> </tr> <tr> <td>10.04.2024</td> <td>1.575 MT</td> </tr> <tr> <td>Total</td> <td>2.225 MT</td> </tr> </tbody> </table> PETP sludge - 2.25 kg/day (as per form-10)				Date	Quantity disposed	11.05.2022	0.650 MT	10.04.2024	1.575 MT	Total	2.225 MT
Date	Quantity disposed												
11.05.2022	0.650 MT												
10.04.2024	1.575 MT												
Total	2.225 MT												

F. Fuel/power consumption

33.	Boiler capacity	0.6 Ton/hr
34.	Stack height	30 meters
35.	APCD installed	Cyclone
36.	Type of fuel used	Briquettes
37.	Fuel consumption (mention units)	1764.58 kg/day (as per logbook of June-24 & July-24 provided by the unit)
38.	Estimated ash generation (@ 12 % of biomass briquette)	211.75 kg/day
39.	Ash management	Disposal in low lying areas
40.	Remark on ash disposal	Logbook for ash generation/disposal not maintained. Unscientific disposal of fly ash observed.
41.	Observations:	

	<ol style="list-style-type: none"> 1. The unit has valid CTO for Readymade garment washing-3200 nos./day, however during visit the unit found engaged in dyeing & washing of acrylic yarn. Also, as per the production details submitted by the unit of June-2024 & July-2024, it is engaged in washing & dyeing of acrylic yarn. 2. The unit is not maintaining logbook for fresh water consuming through municipal source i.e., HSIIDC fresh water supply line. 3. Effluent generation should be approx. 85% of fresh water consumption, however in this case effluent generation is 9.43 KL/MT of production, which is only 29% of fresh water consumptions (i.e., 32.46 KL/MT of production), which indicates that either fresh water consumption/effluent generation/effluent discharge logbook is not properly/correctly maintained or the unit is bypassing unrecorded untreated effluent. 4. As informed by the unit representative, generated boiler ash is utilized within the premises for filling low lying areas. 5. The unit is not maintaining record of ash generation as well as of disposal. 6. As per the analysis result of sample collected from final PETP outlet/final discharge point to CETP sewer, it is found non-complying w.r.t prescribed discharge norms for pH (9.9 against 6.0-9.0). 7. As per the analysis result of sample collected from PETP inlet, BOD value found too much lower i.e., 43 mg/l against typical range of 100-500 mg/l, indicating dilution at PETP inlet.
42.	<p>Specific recommendations/suggestions:</p> <ol style="list-style-type: none"> 1. Obtain revised consent for washing & dyeing of acrylic yarn in place of readymade garment washing 2. Maintain record for fresh water consumption through municipal source i.e., HSIIDC fresh water supply line on daily basis 3. Maintain record for ash generation & disposal on daily basis and ensure scientific disposal of the same 4. Operate PETP in such a way to comply with prescribed discharge norms.
43.	<p>Compliance Status: Non- Complying (w.r.t consented product, prescribed discharge norms & dilution)</p>

Photographs



Fig.2: PETP set up



Fig.3: Sludge drying beds




Fig. 4: PETP inlet flow meter



Fig. 5: PETP outlet flow meter



Fig. 6: PETP sludge storage area



Annexure – 5: M/s Vrishabh Industries

INDUSTRY INSPECTION FORMAT (Textile)**1. General section****Date of inspection:08.08.2024**

1.	Name of the unit with complete postal address:	M/s Vrishabh Industries , Plot No. 663, HSIIDC Industrial Estate , Barhi, Sonipat
2.	Spatial Co-ordinates (Latitude & longitude) in Decimal format only	29.109678 77.042497
3.	Name of Contact person with designation Phone & Email:	Sh. Shashank Jain, Proprietor, Mob: 9810008293 Email: sdrjain@gmail.com
4.	Industry Operational status	Operational

2. Consent section

(Attach valid copies, or if expired then attach recent expired copies along with copy of application)

5.	Consent	Yes/No/Applied	Validity (Period)
	Air /Water	Yes	30.09.2027
	Hazardous waste authorization	Yes	30.09.2027
	NOC from CGWA/other authority	NA	

3. Production, Process and Infrastructure

Production details			
6.	Number of operational days in last three months	77 days as informed (Logbook of only 10 days in the month of July, provided)	
7.	Operation schedule (Operation hours/day)	General shift	
8.	Type of industry I. Natural fibres (N), Synthetic fibres (S), Blend (NS) II. Pre-treatment (Pt), Dyeing (D), Printing (Pr), Finishing (F), Garment washing (GW) III. Batch process (B), Continuous process (C)	I	II
		Synthetic	Dyeing
9.	Product manufactured (dyed yarn/dyed fabric/garments/denim)	Dyeing of yarn	
10.	Consumption of utility, water and raw materials per kg of material processed	As per consent	Average (last three months)
		Production in (Kg/ Sq. meter/ nos.)	0.6 MT/day

	Water (KL)		17.8 KLD
	Raw material (dyes & chemicals)	200 kg/day	1. DFT- 1.5 kg/day 2. Acetic acid -1.5 kg/day 3. Disperse dyes- 5 kg/day
11.	Process details		
	Polyester yarn purchased → Thread binding → Dyeing → washing → Drying		
12.	Details of wet processing machinery (Nos. & Capacity)	Attached	
13.	Fresh Water consumption		
	Availability of separate flow meter for domestic/process use:		
	Sources of water	Totalizer reading (m³)	Water consumption (KL)
			Average water consumption (in KLD)
			Logbook maintained (Yes/No)
	Borewell 1	NA	
	Borewell 2	NA	
	Municipal sources		559.8 KL
			17.8 KLD (For the month of July, 2024)
	Specific water consumption in KL/MT	32.96	

4. Effluent management and disposal

14.	Flowmeters details	Availability (Yes/No)	Totalizer Reading (m³/hr.)
	Flow at inlet	Yes	0.004119569
	Flow at outlet	Yes	0.008220
	Recycling points	NA	NA
15.	Effluent generation (KLD)	7.73	
16.	Specific effluent generation (KL/MT of product)	14.31	
17.	Effluent disposal (KLD)	7.65 KLD	
18.	Specific effluent Disposal (KL/MT of product)	14.16	
19.	Recycled water consumption (Avg. in KLD)	NA	
20.	Specific recycled water consumption (KL/MT of product)	NA	
Primary Effluent Treatment Plant (PETP)			
21.	ETP status: Operational		
22.	Installed capacity (KLD): 25 Utilized capacity (KLD): 7.73 KLD		

23.	ETP consists of: O& G tank → Collection tank → Mixing tank → Clarifier → Tube settler → DMF → ACF				
24.	Losses in ETP, %	1.03% as per logbook			
25.	Name of chemicals consumed at ETP along with quantity (kg/day)	Lime	3.14		
		Alum	-		
		Polyelectrolyte	21.2		
26.	Effluent disposal point	CETP through HSIIDC sewer line			
27.	Bypass arrangement for discharge of untreated effluent	None			
28.	Status of CETP membership	Valid			
29.	Effluent characteristics: as per analysis report of consented parameter				
	Parameter	PETP inlet	PETP outlet	Prescribed discharge norms	Compliance status
	pH	10.12	7.46	6.0-9.0	Complying
	BOD (mg/l)	170	95	500	
	COD (mg/l)	840	480	1400	
	TSS (mg/l)	475	225	1500	
	TDS (mg/l)	2120	1440	2100	
	Oil & Grease (mg/l)	16.8	BDL	15	
	NH3-N (mg/l)	24.48	7.84	-	
	Total Cr (mg/l)	3.75	0.79	-	
	Sulphides (mg/l)	8	1.2	-	
	SAR	175.26	62.76	-	
Phenolic compound (mg/l)	2.69	0.52	-		
30.	Sludge management & disposal				
	Mechanical system details (centrifuge/decanter etc.)	No			
	Sludge drying beds	Total Nos:03			
	Average quantity of sludge generated (Kg/day)	Not provided			
	Estimated sludge generation	4.36 kg/day			
31.	Separate Energy meter installed for ETP	Yes			
	Average Electric Consumption at ETP (KWh/day)	23.32 KWH/day			

5. Hazardous waste section

32.	Hazardous waste management	
	Authorization status	Valid

	Hazardous waste generated (kg/d)	9-10 kg/day (As informed. Logbook not provided)
Form-4 and 10 to be collected		

6. Fuel/power consumption

33.	Boiler capacity	2 lakh kcalories /hour
34.	Stack height	30 m
35.	APCD installed	Cyclone separator & wet scrubber
36.	Type of fuel used	Briquette
37.	Fuel consumption (mention units)	433 kg/day
38.	Estimated ash generation (@ 12 % of biomass briquette)	51.97 kg/day
39.	Ash management	Used as landfill
40.	<p>❖ Specific Observations:</p> <ol style="list-style-type: none"> The unit was found operational at the time of inspection. The unit is involved dyeing and washing of polyester yarn with a consented capacity of 0.6 MT/day. The unit has provided production logbook for only 10 days according to which the actual production of the unit is 0.54 MT/day. The unit has valid consents under Water and Air act and Hazardous waste authorization valid upto 30.09.2027. The unit withdraws water from HSIIDC water supply for its industrial usage. The unit uses 17.8 KL of fresh water (32.54 KL/MT of product generated) whereas its effluent generation is 7.73 KL (14.13 KL/MT of product generated). The effluent generated is sent to a PETP with installed capacity of 25 KLD consisting of a collection tank followed by a mixing tank, clarifier, tube settler followed by DMF and ACF. The treated effluent is sent to CETP via HSIIDC drain. The sludge generated is dried in 03 nos. sludge drying beds and is then given to GEPIL. Effluent generation should be approx. 85% of fresh water consumption, however in this case effluent generation is only 43% of fresh water consumptions, which indicates that either fresh water consumption/effluent generation/effluent discharge logbook is not properly/correctly maintained or unit is bypassing unrecorded untreated effluent 	
41.	Compliance status: Complying	

Photographs

Fig.1: Entrance gate



Fig.3: Manufacturing process area



Fig.4: ETP set up



Fig.5: ETP inlet flow meter



Fig.6: ETP outlet flow meter



Fig.6: ETP energy meter



Fig.7: Sludge Drying Beds



Annexure – 6: M/s Manohar Filaments Pvt. Ltd.

INDUSTRY INSPECTION FORMAT (Textile)**A. General section**

Date of inspection: 08.08.2024

1.	Name of the unit with complete postal address:	M/s Manohar Filament Pvt Ltd. Plot 531-532, , HSIIDC, Barhi, Sonipat
2.	Spatial Co-ordinates (Latitude & longitude) in Decimal format only	Lat: 29.109447 Long: 77.0637851
3.	Name of Contact person with designation Phone & Email:	Rajesh Kumar Verma header.barhi@manoharfilaments.com hr.unit4@manoharfilaments.com
4.	Industry Operational status	Operational

B. Consent section

(Attach valid copies, or if expired then attach recent expired copies along with copy of application)

5.	Consent	Yes/No/Applied	Validity (Period)
	Air /Water	Yes	30.09.2026
	Hazardous waste authorization	Yes	30.09.2026
	NOC from CGWA/other authority	Renew copy not available (not provided by the unit)	Expired on 17.02.2024

C. Production, Process and Infrastructure

Production details			
6.	Number of operational days in last one months	27	
7.	Operation schedule (Operation hours/day)	Day shift (10 hrs/day)	
8.	Type of industry I. Natural fibres (N), Synthetic fibres (S), Blend (NS) II. Pre-treatment (Pt), Dyeing (D), Printing (Pr), Finishing (F), Garment washing (GW) III. Batch process (B), Continuous process (C)	I	II
		Synthetic Fibres	Dyeing, Printing-packaging
9.	Product manufactured	Paper cartons, Hang Tags, Dyeing yarn & Tape	
10.	Consumption of utility, water and raw materials per kg of material processed		
		As per consent	Average (last one months)

	Production in (MT./day)	Dyeing yarn 1.5 MT/Day Paper cartons 12MT/Day Hang Tags & Price Tickets 12 MT/Day Draw cord and weaving 1 MT/Day	Yarn Dyeing – 1209 Kg (approx.) 1.209 MT/day		
	Steam (MT)	2	~23		
	Water As per NOC	59700/Annum 199 m3/day	7954 m ³ (June- July) 152.96 m ³ /day		
	Raw material (dyes & chemicals)	Yarn 1500Kg/Day Dyes & Chemical 70 Kg/Day Paper Board 10 MT/Day Ink for paper Printing 100 kg/day Water based Varnish 150 Kg/Day	Not available		
11.	Process details				
	Pretreatment		-		
	Dyeing		yes		
	Printing		-		
	Finishing		-		
	Garment washing		-		
12.	Fresh Water consumption Availability of separate flow meter for domestic/process use:				
	Sources of water	Totalizer reading (m³)	Water consumption (KL) (Total of last two months)	Average water consumption (in KLD)	Logbook maintained (Yes/No)
	Borewell 1	115010.6	7954	152.96	yes
	Municipal sources	Flow meter not installed	NA	NA	NA
	Specific water consumption in KL/MT		126.5 KL/MT		

D. Effluent management and disposal

13.	Flowmeters details	Availability (Yes/No)	Totalizer Reading (m³)
	Flow at inlet	yes	1529
	Flow at outlet	yes	0294750.49
	Recycling points	Not recycling any effluent	
14.	Effluent generation (KLD)	Log book not maintained by the unit, however mechanical flowmeter installed at ETP inlet	
15.	Specific effluent generation (KL/MT of product)	Log book not maintained	

16.	Effluent disposal (KLD)	120 KLD			
17.	Specific effluent Disposal (KL/MT of product)	99.25			
18.	Recycled water consumption (Avg. in KLD)	Unit is not recycling any effluent			
Primary Effluent Treatment Plant (PETP)					
19.	PETP status:	Operational			
20.	Installed capacity (KLD): 200 KLD Utilized capacity (KLD): 150 -190 KLD (informed by the unit representative)				
21.	PETP consists of: (flow diagram) Influent collection tank→Flocculation tank→settling tank→Tube settler→clear water --storage tank→Dual media filter→color removal unit→outlet				
22.	Name of chemicals consumed at PETP along with quantity (kg/day)	Lime	NA		
		Poly	11.33 kg/day		
		Polyelectrolyte	13 kg/day		
23.	Effluent disposal point	HSIIDC sewer line			
24.	Bypass arrangement for discharge of untreated effluent	Not observed			
25.	Status of CETP membership	Yes, CETP Barhi HSIIDC			
26.	Status of storm water management	Have rain water harvesting pit			
27.	OCEMS System	OCEMS installed at outlet of ETP for pH, BOD, COD, TSS, Flow The values of the above parameters at the time of visit on 08.08.2024 were as follows- pH – 7.53 BOD- 6.59mg/l COD- 34.50mg/l TSS- 27.39 mg/l Flow- 3.42 m ³ /hr			
28.	Effluent characteristics: M/s Manohar Filaments, Plot no.531 -532, Ph-II, HSIIDC, Barhi, Sonipat, samples collected on 08.08.2024 as per analysis report of consented parameter				
	Parameter	PETP inlet	PETP outlet	Prescribed discharge norms	Compliance status
	pH	8.9	8.2	6.0-9.0	High value of TDS at PETP outlet High reduction in pollution parameters indicating dilution with freshwater in
	BOD (mg/l)	417	49	500	
	COD (mg/l)	1125	260	1400	
	TSS (mg/l)	164	34	1500	
	TDS (mg/l)	3320	2572	2100	
	FDS (mg/l)	2888	1964	-	

	Oil & Grease (mg/l)	-	BDL	15	PETP at different stages. Non Complying (Norms & Dilution)
	NH3-N (mg/l)	-	39	-	
	Total Cr (mg/l)	-	0.018	-	
	Sulphides (mg/l)	-	4	-	
	SAR	-	28	-	
	Phenolic compound (mg/l)	-	1.72	-	
MLSS 275mg/l & MLVSS 146 mg/l					
29.	Sludge management & disposal				
	Mechanical system details (centrifuge/decanter etc.)	Filter press installed			
	Sludge drying beds	Total Nos: 02			
	Average quantity of sludge generated (Kg/day)	3.44 kg/day			
	Estimated sludge generation	18 Kg/day			
30.	Separate Energy meter installed for ETP	Yes			
	Average Electric Consumption at ETP (KWh/day)	38.44			

E. Hazardous waste section

31.	Hazardous waste management	
	Copy of agreement with recyclers/TSDf	Yes (GEPIL agreement)
	Hazardous waste generated	0.923MT (ETP sludge and HDPE BAGS) period not mentioned
Form-4 and 10 to be collected – form 10 attached		

F. Fuel/power consumption

32.	Boiler capacity	2 Ton
33.	Stack height	Not provided
34.	APCD installed	Yes, cyclone and wet scrubber
35.	Type of fuel used	Agro based (Briquette)
36.	Fuel consumption (mention units)	Log book not provided
37.	Estimated ash generation (@ 12 % of biomass briquette)	Can't be calculated
38.	Ash management	No information provided
39.	Remark on ash disposal	No logbooks of ash generation and disposal were maintained
40.	Overall status	Non Complying (Discharge norms & Dilution)

41.	<p>Observations</p> <ol style="list-style-type: none"> 1. The unit is engaged in dyeing yarn and preparing paper cartons for which the unit has obtained common consent. 2. No flow meter at municipal water supply was installed. 3. Unit has not maintained logbooks of ETP Inlet, ash generation and its disposal. 4. Analysis results of the samples collected from the outlet of ETP showed TDS 2572 mg/l against the norms of 2100 mg/l, SAR 28 mg/l against the norms of 26 mg/l and Sulphide 4 mg/l against the norms of 2 mg/l and phenolic compound 1.72 mg/l against the norms of 1 mg/l. which are non-complying w.r.t notified standards. 5. Specific fresh water consumption is too much higher against the std. for specific quality (Approx. 25 KL/MT) indicating that either fresh water consumption logbook is not properly/correctly maintained or actual production is higher than the reported production. 6. The unit has underground tanks, for influent and effluent storage. The unit is also storing ground water in underground tanks. Hence possibility of mixing of ground water with industrial effluent cannot be ruled out. 7. High reduction in pollution parameters indicating dilution with freshwater in PETP at different stages.
-----	--

Photographs





<p>Fig.1: Entrance gate</p> 	<p>Fig.2: Manufacturing process area</p> 
<p>Fig.5: Briquette for boiler</p> 	<p>Fig.6: Borewell flow meter</p> 



Fig.7: Paper box making




Fig.8: In house lab



Fig: 9 OCEMS at the outlet of ETP



Fig: 10 Flow meter at the inlet of ETP



Annexure – 7: M/s Oasis Textfab India

INDUSTRY INSPECTION FORMAT (Textile)**A. General section**

Date of inspection:08.08.2024

1.	Name of the unit with complete postal address:	M/s OASIS TEXTFAB INDIA Plot No. 500, HSIDC, Phase-II, Barhi, Distt. Sonepat
2.	Spatial Co-ordinates (Latitude & longitude) in Decimal format only	29.108172 N 77.042305 E
3.	Name of Contact person with designation Phone & Email:	Mr. Mukesh Goel, Director 9896551023 manojverma@live.com
4.	Industry Operational status	Operational

B. Consent section

(Attach valid copies, or if expired then attach recent expired copies along with copy of application)

5.	Consent	Yes/No/Applied	Validity (Period)
	Air /Water	Yes	01.10.2023 to 30.09.2028
	Hazardous waste authorization	Yes	01.10.2023 to 30.09.2028
	NOC from CGWA/other authority	Copy not available	

C. Production, Process and Infrastructure

Production details			
6.	Number of operational days in last three months	41	
7.	Operation schedule (Operation hours/day)	General shift	
8.	Type of industry	I	II
	I. Natural fibres (N), Synthetic fibres (S), Blend (NS) II. Pre-treatment (Pt), Dyeing (D), Printing (Pr), Finishing (F), Garment washing (GW) III. Batch process (B), Continuous process (C)	Synthetic fibres (S)	Pre-treatment (Pt), Dyeing (D), Finishing (F), Garment washing (GW)
9.	Product manufactured (dyed yarn/dyed fabric/garments/denim)	Hook and Loop Fasteners (Weaving, dyeing and washing), Shoes upper weaving	
10.	Consumption of utility, water and raw materials per kg of material processed		
		As per consent	Average (last three months)
	Production in (MT/day)	2.5 MT/day	Raw material – 1459 Kg/day (1.459 MT/day of yarn)
	Steam (MT)	2.0 TPH	1.94

	Water (KL)	As per consent 10 KLD (Trade effluent) 4.0 KLD (domestic effluent) Total 14 KLD	12.950 KLD overall 7.522 KLD in production		
	Raw material (dyes & chemicals)	Acid Des- 50 cases/day Polyester-1.5 MT/day Polythene/Ethyl Aroner- 500kg/day Nylon 500 kg/day	Chemical • June 2024 – 5152 Kg (Avg. 257.61 Kg/day) • July 2024 – 5445 Kg (Avg. 259.27 Kg/day)		
11.	Process details				
	Pretreatment	-			
	Dyeing	Dyeing			
	Printing	-			
	Finishing	Finishing-drying and weaving			
	Garment washing	Velcro washing			
12.	Details of wet processing machinery	Dyeing of yarn and Velcro (Hook Tape)			
15.	Fresh Water consumption Availability of separate flow meter for domestic/process use:				
	Sources of water	Totalizer reading (m³)	Water consumption (KL) (Total of June and July 2024)	Average water consumption (in KLD)	Logbook maintained (Yes/No)
	Borewell	7634.668	634.53 (49 days)	12.950	Yes
	Municipal sources HSI IDC supply	NA	NA	NA	No
	Water consumption in machine/process		308.4 (41 days)	7.522	Yes
	Specific water consumption in KL/MT	8.87 KL/MT (Total water abstracted from borewell)			

D. Effluent management and disposal

16.	Flowmeters details	Availability (Yes/No)	Totalizer Reading (m ³ /hr.)
	Flow at inlet	Yes	702.56 m ³ (0.62m ³ /hr)
	Flow at outlet	Yes	5135.47 m ³ (00.00m ³ /hr)
	Recycling points	Unit is not recycling any treated water/untreated water	
17.	Effluent generation (KLD)	4.882 (for 41 days of June-July 2024)	
18.	Specific effluent generation (KL/MT of product)	3.34 KL/MT	
19.	Effluent disposal (KLD)	6.517 (for 41 days of June-July 2024)	
20.	Specific effluent Disposal (KL/MT of product)	4.46 KL/MT	

21.	Recycled water consumption (Avg. in KLD)	Unit is not recycling any water			
Primary Effluent Treatment Plant (PETP)					
22.	PETP status: Operational				
23.	Installed capacity (KLD): 10 Utilized capacity (KLD): 6.5 (approx.)				
24.	PETP consists of: (flow diagram) layout copy enclosed Holding Tank→Reaction Tank→ Tube Settler→ pH adjustment tank→PSF-ACF→ outlet to HSIIDC sewer line				
25.	Name of chemicals consumed at PETP along with quantity (kg/day)	Lime	2.5		
		Alum	3.9		
		Polyelectrolyte	0.08		
26.	Effluent disposal point	HSIIDC sewer line/other			
27.	Bypass arrangement for discharge of untreated effluent	Not observed			
28.	Status of CETP membership	Member of CETP Barhi			
29.	Status of storm water management	HSIIDC storm water line			
30.	Effluent characteristics: M/s Oasis Texfab India, 500, HSIIDC, Barhi, Sonipat sample collected on 08.08.2024, as per analysis report of consented parameter				
	Parameter	PETP inlet	PETP outlet	Prescribed discharge norms	Compliance Status High reduction in pollution parameters indicating dilution with freshwater in PETP at different stages. Non-Complying (Discharge norms & dilution)
	pH	6.6	11.4	6.0-9.0	
	BOD (mg/l)	266	31	500	
	COD (mg/l)	772	160	1400	
	TSS (mg/l)	236	195	1500	
	TDS (mg/l)	1260	920	-	
	FDS (mg/l)	1000	652	2100	
	Oil & Grease (mg/l)	-	BDL	15	
	NH3-N (mg/l)	-	14	-	
	Total Cr (mg/l)	-	0.009	-	
	Sulphides (mg/l)	-	8	-	
	SAR	-	5	-	
Phenolic compound	-	BDL	-		
31.	Sludge management & disposal				
	Mechanical system details (centrifuge/decanter etc.)		Not available		
	Sludge drying beds		Total Nos: 03		
	Average quantity of sludge generated (Kg/day)		3.88 kg/day average for 41 working days		
	Estimated sludge generation		0.84 kg/day		
32.	Separate Energy meter installed for PETP	Yes			

Average Electric Consumption at PETP (KWh/day)	26.18 Kwh/day
--	---------------

E. Hazardous waste section

33.	Hazardous waste management	
	Authorization status	Hazardous waste authorization from HSPCB valid from 01.10.2023 to 30.09.2028
	Copy of agreement with recyclers/TSDf	Yes, copy of agreement with Gujarat Enviro Protection and Infrastructure Pvt Limited (GEPIL) dated 22.06.2021 for five years
	Hazardous waste generated (kg/d)	3.7 kg/day for 144 days (approx. 0.1064 MT/month from October 23 to March 24)
Form-4 and 10 to be collected - Form 10 and form 04 is provided and enclosed		

F. Fuel/power consumption

34.	Boiler capacity	2 ton/hr
35.	Stack height	30 meter
36.	APCD installed	Cyclone
37.	Type of fuel used	Biomass
38.	Fuel consumption	1470 kg per day
39.	Estimated ash generation (@ 12 % of biomass briquette)	176.4 kg Actual avg. ash generation – 117.6 kg/day
40.	Ash management	Disposed through HSIIDC contractor
41.	Overall compliance status	Non Complying (Discharge norms & dilution)

42. **Salient Observations during inspection**

1. Unit carried out knitting of Velcro and shoe upper.
2. Shoe upper knitting is not mentioned in consent from HSPCB.
3. Unit carries out dyeing with following process: roll/yarn → dyeing → washing or Velcro → Knitting → Dyeing.
4. The Logbook provided by unit shows a discharge of 6.5 KLD of effluent from ETP whereas as per data only 4.9 KLD reached the ETP, which indicates suspected dilution.
5. The treated effluent from ETP outlet was found non-complying for **pH – 11.4** (against norms of 6.0-9.0) with respect to consented as well as CETP inlet norms and for **Sulphide – 8 mg/l** (against consented norms of 1 mg/l).
6. Analysis results of the samples collected from the inlet and outlet of ETP showed 88% reduction in BOD & 79% reduction in COD which indicates possibility of dilution.
7. The unit has underground tanks, for influent and effluent storage. The unit is also storing ground water in underground tanks. Hence possibility of mixing of ground water with industrial effluent cannot be ruled out.
8. The TSS of raw effluent at ETP inlet was 236 mg/l whereas at outlet of PETP TSS was 195 mg/l reducing only 17% TSS, indicating non-functional tube settler.
9. Specific fresh water consumption is too much lower against the std. for specific quality (Approx. 25 KL/MT) indicating that fresh water consumption logbook is not properly/correctly maintained
10. Effluent generation should be approx. 85% of fresh water consumption, however in this case effluent generation is 38% of fresh water consumption indicating poor maintenance of logbook, which indicates that either fresh water consumption/effluent generation/effluent discharge logbook is not properly/correctly maintained or unit is bypassing unrecorded untreated effluent.

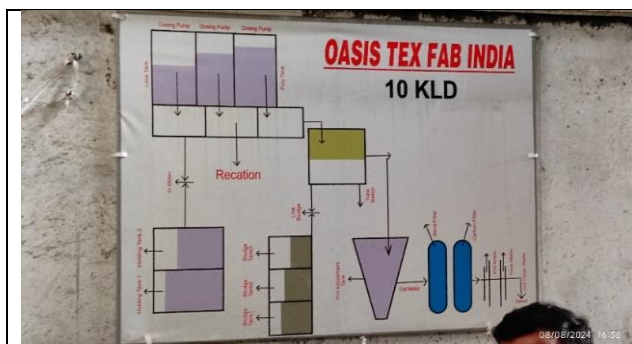
Photographs

Fig.1: Entrance gate



Fig.2: Velcro dyeing area



Fig.3: Chemical storage



Fig.4: ETP set up



Fig.5: Knitting machine



Fig.6: Borewell flow meter



Fig.6: Sludge storage area



Fig.7: Shoe upper knitting machine

Annexure – 8: M/s Vibrant Yarns

INDUSTRY INSPECTION FORMAT (Textile)**A. General section**

Date of inspection: 07.08.2024

1.	Name of the unit with complete postal address:	M/s Vibrant Yarns 523B Phase-2 HSIIDC Barhi Sonipat-131101
2.	Spatial Co-ordinates (Latitude & longitude) in Decimal format only	Lat: 29.10419 Long: 77.03845
3.	Name of Contact person with designation Phone & Email:	Shri N.K. BANSAL, CEO Mobile- 9725386865 e-mail- neeraj@vibrantyarns.in
4.	Industry Operational status	Operational

B. Consent section

(Attach valid copies, or if expired then attach recent expired copies along with copy of application)

5.	Consent	Yes/No/Applied	Validity (Period)
	Air /Water	Yes	30.09.2028
	Hazardous waste authorization	Yes (obtained after inspection date)	Issued on 02.09.2024 Valid from 02.09.2024 to 30.09.2028
	NOC from CGWA/other authority	No borewell in use, unit uses HSIIDC Supply water for industrial and domestic purposes	

C. Production, Process and Infrastructure

Production details				
6.	Number of operational days in last three months	20 days in a month		
7.	Operation schedule (Operation hours/day)	General shift (2-3 hrs/day)		
8.	Type of industry I. Natural fibres (N), Synthetic fibres (S), Blend (NS) II. Pre-treatment (Pt), Dyeing (D), Printing (Pr), Finishing (F), Garment washing (GW) III. Batch process (B), Continuous process (C)	I	II	III
		Synthetic Fibres	Dyeing	Batch Process
9.	Product manufactured	Polyester dyed yarn		
10.	Consumption of utility, water and raw materials per kg of material processed			
		As per consent	Average (last two months)	
	Production in (MT./day)	1.5 MT/day	0.075 MT/Day No of working days 20	
	Steam (MT)	1.0 Ton/hr	0.0530	

	Water (KL)	45 KLD HSI IDC supply	304.96 kl (as per log book)		
	Raw material (dyes & chemicals)	As per consent Polyester yarn (1.5 MT/day)	Not available		
		Levelling agent (1.5 MT/day)			
		Dyes and chemicals (30 kg/Day)			
		Antistatic yarn 30 Kg/day)			
11.	Process details				
	Pretreatment	One hot wash with plain water at 70° C for 5 minutes			
	Dyeing	yes (Polyester yarn dyeing with disperse dyes at 132° C for 15-30 mins followed by 2 washings)			
	Printing	-			
	Finishing	-			
	Garment washing	-			
12.	Details of wet processing machinery (Nos. & Capacity)	Not provided			
13.	Fresh Water consumption Availability of separate flow meter for domestic/process use: No				
	Sources of water	Totalizer reading (m³)	Water consumption (KL)	Average water consumption (in KLD)	Logbook maintained (Yes/No)
	Borewell 1	Not in use (connection dismantled)			
	Municipal sources	Flow meter Installed	304.96	4.41	yes
	Specific water consumption in KL/MT	58.8			

D. Effluent management and disposal

14.	Flowmeters details	Availability (Yes/No)	Totalizer Reading (m³)
	Flow at inlet	yes	467
	Flow at outlet	yes	291
	Recycling points	Yes Unit has installed RO and approx. 85-95% of RO permeate is recycling back	NA
15.	Effluent generation (KLD)	2.39	
16.	Specific effluent generation (KL/MT of product)	31.86	

17.	Effluent disposal (KLD)	No effluent disposed, as the unit is operating on ZLD (The unit is recycling its whole treated ETP effluent in process) Effluent treated for recycling 2.77 KLD			
18.	Specific effluent Disposal (KL/MT of product)	Unit is operating on ZLD Effluent treated 2.77 KLD of effluent and the unit is recycling approx. 2.65 KLD treated effluent in plant machinery			
19.	Recycled water consumption (Avg. in KLD)	2.65			
20.	Specific recycled water consumption (KL/MT of product)	35.44			
Effluent Treatment Plant (ETP)					
21.	ETP status	Operational			
22.	Installed capacity (KLD)	50 KLD Utilized capacity (KLD): 2.7 KLD (informed by the unit representative) As per data effluent generation is 2.39 KLD			
23.	ETP consists of: (flow diagram) Influent collection tank → ETP Plant (Physico Chemical + Biological) with tertiary filters → MBR plant → 2 stage RO plant (RO reject goes to MEE and RO permeate goes to plant) → MEE plant → MEE Condensate → Process & MEE concentrate goes to RO				
24.	Name of chemicals consumed at ETP along with quantity	Lime	2.5 kg		
		Poly	100 gms		
		Alum Liquid	2.5 lts		
25.	Effluent disposal point	HSI IDC sewer line is available as discharge point, however the unit is maintaining ZLD and no discharge at the outlet line was observed.			
26.	Bypass arrangement for discharge of untreated effluent	No			
27.	Status of CETP membership	Yes			
28.	Status of storm water management	Have Rain harvesting pit			
29.	Effluent characteristics: M/s Vibrant Yarns, Plot No. 523B, HSI IDC, Barhi, Sonipat sample collected on 07.08.2024, as per analysis report of consented parameter				
	Parameter	ETP inlet	CPU outlet	Prescribed norms	Compliance status
	pH	8.9	6.6	6.0-9.0	Unit is operating on ZLD
	BOD (mg/l)	270	BDL	500	
	COD (mg/l)	432	BDL	1400	

	TSS (mg/l)	167	10	1500	Complying (ZLD)
	TDS (mg/l)	1716	12	-	
	FDS (mg/l)	1320	8	2100	
	Oil & Grease (mg/l)		-	15	
	Sulphides (mg/l)		-	-	
	SAR	-	0.5	-	
	Phenolic compound (mg/l)		-	-	
30.	Sludge management & disposal				
	Mechanical system details (centrifuge/decanter etc.)		01 Puddle dryer		
	Sludge drying beds		Total Nos: 03		
	Average quantity of sludge generated (Kg/day)		1.5 Kg/day (provided by the unit)		
	Estimated sludge generation ((Kg/day)		1.5 Kg/day (provided by the unit)		
31.	Separate Energy meter installed for ETP		Yes		
	Average Electric Consumption at ETP (KWh/day)		370		

E. Hazardous waste section

32.	Hazardous waste management	
	Authorization status	Authorization from SPCB obtained on 02.09.2024
	Copy of agreement with recyclers/TSDF	Yes (GEPIL agreement)
	Hazardous waste generated (kg/d)	1.5

Form-4 and 10 to be collected**F. Fuel/power consumption**

33.	Boiler capacity	1 Ton
34.	Stack height	-
35.	APCD installed	Not required
36.	Type of fuel used	LPG Gas (1200 kg/day as per consent)
37.	Fuel consumption (mention units)	90 kg/day
38.	Estimated ash generation (@ 12 % of biomass briquette)	NA
39.	Ash management	NA

40.	Remark on ash disposal	NA
41.	COMPLIANCE STATUS	
	Overall	Complying (unit is ZLD)
42.	Observation	
	<ol style="list-style-type: none"> 1. To meet the water requirement for industrial and domestic purpose, the unit is abstracting water from HSIIDC supply only. 2. As per the consent, the unit has to reuse the treated effluent in washing/ process or unit can partially evaporate the treated effluent. The same was observed during the visit. The unit operates on Zero Liquid Discharge (ZLD) with a recycling system. 3. ETP was found operational with an installed capacity of 50 KLD and utilizes approximately 2.7 KLD. 4. Samples of CPU outlet of the ETP collected which shows BOD & COD as BDL, TSS-10 mg/l, TDS – 12 mg/l and FDS- 8mg/l which indicates treated effluent as of recyclable quality. 5. The unit has a PNG based boiler with a capacity of 1 Ton, and no APCD is installed, which is typical for PNG/LPG due to its cleaner combustion profile. The unit uses LPG as fuel, consuming approximately 90 kg/day. 6. Specific fresh water consumption is too much higher against the std. for specific quality (Approx. 25 KL/MT). 	

Photographs

<p>Fig.1: Entrance gate</p> 	<p>Fig.2: Manufacturing process area</p> 
<p>Fig.3: Dismantled borewell</p> 	<p>Fig.4: RO Feed pump</p> 

Fig.7: Sludge



Fig.8: Evaporation tank



Fig: 9 Manual flow meter at the inlet of ETP




Fig: 10 Flow meter at the outlet ETP



Annexure – 9: M/s Krishna Process (old name Oriental Rug Co)
INDUSTRY INSPECTION FORMAT (Textile)

A. General section**Date of inspection: 13.08.2024**

1.	Name of the unit with complete postal address:	M/s Krishna Process (old name ORIENTAL RUG CO) , Plot No. 480, HSIIDC, Phase-II, Barhi, Dist. Sonapat (Haryana)
2.	Spatial Co-ordinates (Latitude & longitude) in Decimal format only	29.108155, 77.044953
3.	Name of Contact person with designation Phone & Email:	Mahesh Raheja, Proprietor 9812023278
4.	Industry Operational status	Operational

B. Consent section

(Attach valid copies, or if expired then attach recent expired copies along with copy of application)

5.	Consent	Yes/No/Applied	Validity (Period)
	Air /Water	Yes	01.10.2020 to 30.09.2025
	Hazardous waste authorization	Yes	05.10.2020 to 30.09.2025
	NOC from CGWA/other authority	Applied	30.03.2022 - 30.03.2023

C. Production, Process and Infrastructure

Production details			
6.	Number of operational days in last three months	60 days as per logbook from 01 June, 2024 to 10 August, 2024.	
7.	Operation schedule (Operation hours/day)	08 hours per day and 06 days in a week as per unit representative.	
8.	Type of industry I. Natural fibres (N), Synthetic fibres (S), Blend (NS) II. Pre-treatment (Pt), Dyeing (D), Printing (Pr), Finishing (F), Garment washing (GW) III. Batch process (B), Continuous process (C)	I	II
		Cotton Yarn	Bleaching, dyeing, washing and winding of yarn
9.	Product manufactured (dyed yarn/dyed fabric/garments/denim)	dyed yarn	
10.	GSM of product (for fabric/ denim/ garment etc.)	-	
11.	Consumption of utility, water and raw materials per kg of material processed		
		As per consent	Average

			(last three months)
	Production in (Kg/ Sq. meter/ nos.)	1.0 MT/Day	1.0 MTD as informed by unit representative
	Steam (MT)	2.5 Ton boiler	14 MT estimated
	Water (KL)	76 KLD	53.62
	Raw material (dyes & chemicals)	Cotton Yarn-01 MT/day; Dyes & Chemicals-50 kg/day	Logbook not maintained
12.	Process details		
	Pretreatment	Yes, partial bleaching	
	Dyeing	Yes, Yarn	
	Printing	-	
	Finishing	Yes, winding	
	Drying	Yes	
13.	Details of wet processing machinery (Nos. & Capacity)	05 HTHP vertical Dyeing, 01 dryer, winding machine 04,	
14.	MLR of process machinery	-	
15.	Fresh Water consumption Availability of separate flow meter for domestic/process use: no		
	Sources of water	Totalizer reading (m³)	Water consumption (KL) (Total of last three months)
			Average water consumption (in KLD)
			Logbook maintained (Yes/No)
	Borewell 1	65288.997 m ³	3217 KL (from 01 June, 2024 to 10 Aug., 2024 as per logbook)
			53.62 KLD
			Yes
	Municipal sources	NA	NA
			NA
	Specific water consumption in KL/MT	53.6 KL/MT	

D. Effluent management and disposal

16.	Flowmeters details	Availability (Yes/No)	Totalizer Reading (m³)
	Flow at inlet	Yes	22214.452 m³
	Flow at outlet	Yes	29255.964 m³
	Recycling points	No	NA
17.	Effluent generation (KLD)	Logbook was not maintained, 31.67 KLD (estimated)	
18.	Specific effluent generation (KL/MT of product)	31.67 KL/MT	
19.	Effluent disposal (KLD)	30.72 KLD	
20.	Specific effluent Disposal (KL/MT of product)	30.72 KL/MT	
21.	Recycled water consumption (Avg. in KLD)	No recycling	

22.	Specific recycled water consumption (KL/MT of product)	-	
Primary Effluent Treatment Plant (PETP)			
23.	PETP status: Non-operational, The unit representative informed that borewell is not working since previous day. On the day of inspection unit was performing only dry process (winding of yarn). PETP unit was found non-operational on the day of inspection and no discharge of effluent was observed from process area to PETP. Borewell was under maintenance and boiler was also not operational and found cool.		
24.	Installed capacity (KLD): 50 KLD Utilized capacity (KLD): 31.34 KLD as per PETP outlet considering 2% loss.		
25.	PETP consists of: Underground collection pit to Equalization to Chemical dosing to Chemical mixing to Tube-settler to treated effluent collection tank to dual Filters to Outlet. Filter Press		
26.	Losses in PETP, %	3.0 %	
27.	Name of chemicals consumed at PETP along with quantity (kg/day)	Lime	20 kg/day as per logbook
		Ferrous	15 kg/day as per logbook
		Polyelectrolyte	200 gm/day as per logbook
28.	Effluent disposal point	HSI IDC sewer line leading to CETP	
29.	Bypass arrangement for discharge of untreated effluent	Not observed during inspection	
30.	Status of CETP membership	Yes	
31.	Status of storm water management	HSI IDC storm water line	
32.	Effluent characteristics & Compliance: PETP unit was found non-operational on the day of inspection and no discharge of effluent was observed from process area to PETP. Sampling was not performed. Compliance: Maintenance work was going on. Boiler was found cold. Complying (Dry)		
33.	Sludge management & disposal		
	Mechanical system details (centrifuge/decanter etc.)	Decanter, Filter press	
	Sludge drying beds	Not applicable	
	Average quantity of sludge generated (Kg/day)	14 kg/day as per logbook (from June to August 10, 2024)	
	Estimated sludge generation	-	
34.	Separate Energy meter installed for PETP	Yes	
	Average Electric Consumption at PETP (KWh/day)	16 KWh/day as per logbook (from June to August 10, 2024)	

E. Hazardous waste section

35.	Hazardous waste management	
	Authorization status	Agreement with GEPIL, Valid period from 05.10.2020 to 30.09.2025
	Copy of agreement with recyclers/TSDF	Copy of agreement was not provided. Only Form 10 is provided dated 30 May 2024. However, 1.480 MT PETP sludge disposed.

	Hazardous waste generated (kg/d)	14 kg/day sludge generated as per logbook (from June to August 10, 2024)
--	----------------------------------	--

Form-4 and 10 to be collected : form 10 collected

F. Fuel/power consumption

36.	Boiler capacity	2.5 ton
37.	Stack height	30 mtr
38.	APCD installed	Wet Scrubber installed
39.	Type of fuel used	Briquettes (Biomass)
40.	Fuel consumption (mention units)	10 ton per months (333 kg/day) as per unit representative. However, 500 kg per day as per consent.
41.	Estimated ash generation @ 12 % of biomass briquette)	40 kg/day
42.	Ash management	Land filling through trolley as per unit representative
43.	Remark on ash disposal	-

Observations:

1. On the day of inspection unit was not performing its wet process as borewell was not working and was under maintenance. Boiler was also not operational and found cool.
2. PETP unit was found non-operational on the day of inspection and no discharge of effluent was observed from process area to PETP. Traces of effluent observed in collection pit.
3. Specific fresh water consumption is too much higher against the std. for specific quality (Approx. 25 KL/MT)
4. Effluent generation should be approx. 85% of fresh water consumption, however in this case effluent generation is 59% of fresh water consumption, which indicates that fresh water consumption/effluent discharge logbook is not properly/correctly maintained.

Photographs







<p>Fig.1: Entrance gate of unit</p> 	<p>Fig.2: Manufacturing process area</p> 
<p>Fig.3: PETP set up & Chemical dosing tanks</p> 	<p>Fig.4: PETP unit (Filters) & outlet</p> 
<p>Fig.5: Borewell flow meter after repairing</p> 	<p>Fig.6: PETP inlet & outlet flow meter</p> 



Fig.7: Sludge stored & fresh sludge



Fig.8: PETP energy meter



Fig.9: Functional borewell after repairing



Fig.10: Softener plant for Boiler



Annexure – 10: M/s Smitz Polytex

INDUSTRY INSPECTION FORMAT (Textile)**A. General section****Date of inspection: 07/08/2024**

1.	Name of the unit with complete postal address:	M/s Smitz Polytex Pvt. Ltd., Plot No 5 HSIIDC Phase 1 Barhi Sonipat
2.	Spatial Co-ordinates (Latitude & longitude) in Decimal format only	29.103913, 77.048974
3.	Name of Contact person with designation Phone & Email:	Sh. Miraj Khan, Owner Ph. No. 9811650786
4.	Industry Operational status	Operational

B. Consent section

(Attach valid copies, or if expired then attach recent expired copies along with copy of application)

5.	Consent	Yes/No/Applied	Validity (Period)
	Air /Water	Yes	30/09/2027
	Hazardous waste authorization	Yes	30/09/2027
	NOC from CGWA/other authority	No borewell inside unit's premises	Not applicable

C. Production, Process and Infrastructure

Production details				
6.	Number of operational days in last three months	58 days (from 01/06/2024 to 07/08/2024)		
7.	Operation schedule (Operation hours/day)	Day shift		
8.	Type of industry I. Natural fibres (N), Synthetic fibres (S), Blend (NS) II. Pre-treatment (Pt), Dyeing (D), Printing (Pr), Finishing (F), Garment washing (GW) III. Batch process (B), Continuous process (C)	I	II	III
		S	D	B
9.	Product manufactured (dyed yarn/dyed fabric/garments/denim)	Dyed polyester yarn		
10.	Consumption of utility, water and raw materials per kg of material processed			

		As per consent	Average (last three months)		
	Production in (Kg/ Sq. meter/ nos.)	25 MT/d	NA		
	Steam (MT)	Not mentioned	2.52 MT/d		
	Water (KL)	Not mentioned	No information provided		
	Raw material (dyes & chemicals)	Yarn-15 MT/d; Acetic soda-4 Kg/d; Caustic soda-6 Kg/d; HCl-10 Kg/d; H ₂ O ₂ -5 Kg/d; Soap for washing-4 Kg/d; Softener-2 Kg/d; Colour Fixer-8 Kg/d; Dyes-9 Kg/d; Common salt-4 Kg/d	NA		
11.	Process details: Yarn/Textile processing involving any effluent/emission generating processes including bleaching, dyeing, printing and colouring				
	Pretreatment	Yes			
	Dyeing	Yes			
12.	Details of wet processing machinery (Nos. & Capacity)	Cone Dyeing: 12 Nos. 60 Kg capacity – 01 No. 50 Kg capacity – 04 Nos. 25 Kg capacity – 03 Nos. 12 Kg capacity – 02 Nos. 2 Kg capacity – 01 No. 1 Kg capacity – 01 Nos.			
13.	Fresh Water consumption: No borewell inside unit's premises. Unit meets freshwater requirements from HSIIDC water supply line. Two nos. of HSIIDC pipelines are present inside unit and flow meters were installed on both the lines.				
	Sources of water	Totalizer reading (m³)	Water consumption (KL) (01/06/2024 to 07/08/2024)	Average water consumption (in KLD)	Logbook maintained (Yes/No)
	HSIIDC water supply line 1	4086.6	352.2	6.1	Yes
	HSIIDC water supply line 2	93.3	1340.7	23.1	Yes
	Specific water consumption in KL/MT		NA		

D. Effluent management and disposal

14.	Flowmeters details	Availability (Yes/No)	Totalizer Reading (m ³)
	Flow at PETP inlet	Yes	1909.819
	Flow at PETP outlet	Yes	2617.479
	Recycling points	Not applicable	Not applicable
15.	Effluent generation (KLD)	7 KLD	
16.	Specific effluent generation (KL/MT of product)	NA	
17.	Effluent disposal (KLD)	8 KLD	
18.	Specific effluent Disposal (KL/MT of product)	NA	
19.	Recycled water consumption (Avg. in KLD)	Not applicable	
20.	Specific recycled water consumption (KL/MT of product)	Not applicable	
Primary Effluent Treatment Plant (PETP)			
21.	PETP status: Operational		
22.	Installed capacity (KLD): 250 KLD Utilized capacity (KLD): ~ 100-200 KLD Consented trade effluent generation: 25 KLD		
23.	PETP consists of: Inlet → Flash Mixer → Flash Mixer → Clariflocculator → Tube Settler → Media filter → Softener → Discharge		
24.	Losses in PETP, %	As per logbook data, effluent generation is higher than effluent disposal.	
25.	Name of chemicals consumed at PETP along with quantity (kg/day)	Lime	8 Kg/d
		Alum	10 Kg/d

		Polyelectrolyte	0.2 Kg/d		
26.	Effluent disposal point	HSI IDC sewer line			
27.	Bypass arrangement for discharge of untreated effluent	Yes			
28.	Status of CETP membership	No information provided			
29.	Status of storm water management	No rain water harvesting structure inside unit. Rain water was discharged into HSI IDC storm water line.			
30.	Effluent characteristics: as per analysis report of consented parameter				
	Parameter	PETP inlet	PETP outlet	Prescribed discharge norms	Compliance status
	Colour (Hazen)	132	BDL	-	<ul style="list-style-type: none"> • High reduction in pollution parameters indicating dilution with freshwater in PETP at different stages. • High pH at outlet Non-complying (discharge norms & dilution)
	pH	9.3	11.3	6.0-9.0	
	BOD (mg/l)	344	53	500	
	COD (mg/l)	1066	406	1400	
	TSS (mg/l)	88	144	1500	
	TDS (mg/l)	3368	2104	2100	
	FDS (mg/l)	2564	1620	2100	
	Oil & Grease (mg/l)	-	BDL	15	
	NH ₃ -N (mg/l)	-	49	-	
	Total Cr (mg/l)	-	BDL	-	
	Sulphides (mg/l)	-	10	-	
	SAR	-	8	-	

	Phenolic compound	-	BDL	-	
31.	Sludge management & disposal				
	Mechanical system details (centrifuge/decanter etc.)	No			
	Sludge drying beds	Total Nos: 05			
	Average quantity of sludge generated (Kg/day)	No record maintained.			
32.	Separate Energy meter installed for PETP	Yes			
	Average Electric Consumption at PETP (KWh/day)	10.1 KWh/day (from 01/06/2024 to 07/08/2024)			

E. Hazardous waste section

33.	Hazardous waste management	
	Authorization status	Available and valid up to 30/09/2027
	Copy of agreement with recyclers/TSDF	Agreement with Gujarat Enviro-Protection and Infrastructure (Haryana) Pvt. Limited (GEPIL) Unit has provided copy of Form 10 dated 30/04/2024 for collection of 1.2 MT of PETP sludge from unit by GEPIL
	Hazardous waste generated (kg/d)	No information provided

F. Fuel/power consumption

34.	Boiler capacity	600 Kg/hr = 0.6 TPH
35.	Stack height	18 m
36.	APCD installed	-
37.	Type of fuel used	Liquefied Petroleum Gas
38.	Fuel consumption (mention units)	500 Kg/day
39.	Estimated ash generation (@ 12 % of biomass briquette)	Not applicable
40.	Ash management	No ash generation
41.	Remark on ash disposal	-

G. Major observations:

1. Treated effluent was found non-complying w.r.t. prescribed discharge norms for pH-11.3 (against norm of 6.0-9.0).
2. High reduction in pollution parameters indicating dilution with freshwater in PETP at different stages.
3. Record of production, fresh water consumption, effluent generation & discharge and sludge generation was not maintained.

H. Recommendations:

1. Unit shall properly operate PETP so that no untreated/partially treated effluent is discharged into drain outside Unit's premises.
2. Unit shall maintain record of production, fresh water consumption, effluent generation & discharge and sludge generation.

I. Overall compliance status: Non-complying (discharge norms and dilution)

Photographs

	
<p style="text-align: center;">Entrance gate of the Unit</p>	<p style="text-align: center;">Production area</p>
	
<p style="text-align: center;">Production area</p>	<p style="text-align: center;">Flow meter installed at HSIIDC freshwater line-1</p>



Flow meter installed at HSIIDC freshwater line-2



Flow meter installed at PETP Inlet



Flow meter installed at PETP Outlet



Flash Mixer



Calriflocullator



Media Filters



PETP Outlet



Fuel (LPG) used in Boiler

Annexure – 11: M/s Budh Singh And Brothers

INDUSTRY INSPECTION FORMAT (Textile)**A. General section****Date of inspection: 08/08/2024**

1.	Name of the unit with complete postal address:	M/s Budh Singh & Brothers, Plot no. 36, HSIIDC Barhi, Sonipat
2.	Spatial Co-ordinates (Latitude & longitude) in Decimal format only	29.105156, 77.044672
3.	Name of Contact person with designation Phone & Email:	Sh. Surinder Singh, Owner Ph. No. 9811388063 Email: budhsinghbrothers@gmail.com
4.	Industry Operational status	Operational

B. Consent section

(Attach valid copies, or if expired then attach recent expired copies along with copy of application)

5.	Consent	Yes/No/Applied	Validity (Period)
	Air /Water	Yes	30/09/2026
	Hazardous waste authorization	Yes	30/09/2026
	NOC from CGWA/other authority	Applied on 12/11/2022	Expired on 16/12/2023

C. Production, Process and Infrastructure

Production details				
6.	Number of operational days in last three months	77 days (from 08/05/2024 to 08/08/2024)		
7.	Operation schedule (Operation hours/day)	Day shift		
8.	Type of industry	I	II	III
	i. Natural fibres (N), Synthetic fibres (S), Blend (NS) ii. Pre-treatment (Pt), Dyeing (D), Printing (Pr), Finishing (F), Garment washing (GW) iii. Batch process (B), Continuous process (C)	N	D	B
9.	Product manufactured (dyed yarn/dyed fabric/garments/denim)	Dyed yarn		
10.	Consumption of utility, water and raw materials per kg of material processed	As per consent		Average

			(last three months)
	Production in (Kg/ Sq. meter/ nos.)	Acrylic dyeing of yarn-1 MT/d	0.96 MT/d (as per logbook from 08/05/2024 to 08/08/2024)
	Steam (MT)	Not mentioned	8.4 MT/d
	Water (KL)	Not mentioned	No information provided
	Raw material (dyes & chemicals)	Acrylic yarn-1000 KLD; Chemicals-6 Kg/d; HCL-3 Kg/d; Salt acid-5 Kg/d; Softeners-3 Kg/d	No information provided
11.	Process details: Yarn → Shlink → Machine → Drying → Spinning		
	Pretreatment	No	
	Dyeing	Yes	
	Printing	No	
	Finishing	No	
	Garment washing	No	
12.	Details of wet processing machinery (Nos. & Capacity)	10 machines (60 Kg capacity-08 nos. & 30 Kg capacity-02 nos.)	
13.	Fresh Water consumption Availability of separate flow meter for domestic/process use: Yes		
	Sources of water	Totalizer reading (m³)	Water consumption (KL) (Total of last three months)
			Average water consumption (in KLD)
			Logbook maintained (Yes/No)
	Borewell	30288.468	Could not be calculated
	HSI IDC supply	1572.58	4056 KL (as per bill receipt from 01/01/2024 to 31/03/2024)
	Specific water consumption in KL/MT		50 KL/MT

D. Effluent management and disposal

14.	Flowmeters details	Availability (Yes/No)	Totalizer Reading (m³)
	Flow at PETP inlet	Yes	12311.54
	Flow at PETP outlet	Yes	19029.008
	Recycling points	Not applicable	Not applicable
15.	Effluent generation (KLD)	No record maintained	

16.	Specific effluent generation (KL/MT of product)	No record maintained			
17.	Effluent disposal (KLD)	No record maintained			
18.	Specific effluent Disposal (KL/MT of product)	No record maintained			
19.	Recycled water consumption (Avg. in KLD)	Not applicable			
20.	Specific recycled water consumption (KL/MT of product)	Not applicable			
Effluent treatment plant (PETP)					
21.	PETP status: Operational				
22.	Installed capacity (KLD): 100 KLD Utilized capacity (KLD): No information provided Consented trade effluent generation: 50 KLD				
23.	PETP consists of: Screen → Equalization Tank → Flash Mixer → Clariflocculator → Tube Settler → Dual Media Filter → Discharge				
24.	Losses in PETP, %	Could not be calculated as record of PETP Inlet & Outlet was not maintained.			
25.	Name of chemicals consumed at PETP along with quantity (kg/day)	Lime		No record maintained	
		FeSO ₄		No record maintained	
		Polyelectrolyte		No record maintained	
26.	Effluent disposal point	HSI IDC sewer line			
27.	Bypass arrangement for discharge of untreated effluent	Yes			
28.	Status of CETP membership	Unit has not provided CETP membership certificate			
29.	Status of storm water management	<ul style="list-style-type: none"> • No rain harvesting structure inside premises. • Storm water is discharged into HSI IDC storm water line. 			
30.	Effluent characteristics: as per analysis report of consented parameter				
	Parameter	PETP inlet	PETP outlet	Prescribed discharge norms	Compliance status
	Colour (Hazen)	BDL	BDL	-	<ul style="list-style-type: none"> • High reduction in pollution parameters indicating dilution with freshwater in PETP at different stages.
	pH	11.7	7.5	6.0-9.0	
	BOD (mg/l)	116	13	500	
	COD (mg/l)	192	99	1400	
	TSS (mg/l)	44	37	1500	
TDS (mg/l)	1476	868	2100		

	Oil & Grease (mg/l)	-	BDL	15	Non-complying (dilution)
31.	Sludge management & disposal				
	Mechanical system details (centrifuge/decanter etc.)	No			
	Sludge drying beds	Total Nos: 03			
	Average quantity of sludge generated (Kg/day)	No record maintained			
	Estimated sludge generation	Could not be calculated as record of PETP inlet flow was not maintained.			
32.	Separate Energy meter installed for PETP	Yes			
	Average Electric Consumption at PETP (KWh/day)	No record maintained			

E. Hazardous waste section

33.	Hazardous waste management	
	Authorization status	Valid till 30/09/2026
	Copy of agreement with recyclers/TSDF	Not provided
	Hazardous waste generated (kg/d)	Unit has provided the copy of Transport Movement Order dated 16/03/2024 provided by Gujarat Enviro-Protection and Infrastructure (Haryana) Pvt. Ltd. for 1 MT of ETP sludge.

F. Fuel/power consumption

34.	Boiler capacity	2 TPH
35.	Stack height	30 m
36.	APCD installed	Cyclone with wet scrubber
37.	Type of fuel used	Biomass briquettes
38.	Fuel consumption (mention units)	1 MT/d (as informed by unit representative)
39.	Estimated ash generation (@ 12 % of biomass briquette)	0.12 MT/d
40.	Ash management	Land filling
41.	Remark on ash disposal	No record of ash generation was maintained by the unit.

G. Major observations

1. Unit does not have No Objection Certificate from CGWA/other authority for groundwater abstraction.
2. High reduction in pollution parameters indicating dilution with freshwater in PETP at different stages.
3. Unit has not maintained the record of freshwater consumption from borewell, effluent generation & disposal, sludge generation and ash generation.

H. Recommendations

1. Unit shall obtain No Objection Certificate from CGWA/other authority for groundwater abstraction and provide a copy to CPCB.
2. Unit shall maintain the record of freshwater consumption from borewell, effluent generation & disposal, sludge generation and ash generation.
3. Unit shall dismantle the provision for dilution with freshwater at different stages of PETP.
4. Unit shall make provision to directly discharge the treated effluent in to HSIIDC line, to rule out possibility of dilution.

I. Overall compliance status: Non-complying (dilution)

Photographs





Flow meter installed at HSIIDC freshwater line



Flow meter installed at PETP Inlet



Chemical dosing at PETP



Tube Settler



PSF & ACF



Sludge drying beds



Flow meter installed at PETP Outlet



Boiler

Annexure – 12: M/s Euro Threads (P) Ltd.

INDUSTRY INSPECTION FORMAT (Textile)

Date of inspection: 09.08.2024

A. General section

1.	Name of the unit with complete postal address:	M/s Euro Threads, Plot No 343, HSIIDC, Barhi, Dist. Sonipat, Haryana
2.	Spatial Co-ordinates (Latitude & longitude) in Decimal format only	Latitude: Longitude:
3.	Name of Contact person with designation Phone & Email:	Mr. S.K. Tiwari, Plant Manager; 9467285949
4.	Industry Operational status	Operational

B. Consent section

(Attach valid copies, or if expired then attach recent expired copies along with copy of application)

5.	Consent	Yes/No/Applied	Validity (Period)
	Air /Water	Yes	30.09.2025
	Hazardous waste authorization	Yes	30.09.2025
	NOC for groundwater abstraction	NOC from Haryana Water Resources Authority (HWRA) for abstraction of groundwater @ 60 KLD from 01 no. of borewell expired on 03.11.2023 Unit has applied for renewal on 06.04.2024	

C. Production, Process and Infrastructure details

Production details			
6.	Number of operational days in last three months (as per data provided by unit)	Record not maintained	
7.	Operation schedule (Operation hours/day)	Day shift (10 hrs./day)	
8.	Type of industry	Textile sector	
	Natural fibres (N), Synthetic fibres (S), Blend (NS)	Polyester yarn (white)	
	Pre-treatment (Pt), Dyeing (D), Printing (Pr), Finishing (F), Garment washing (GW)	No pretreatment Only Dyeing	
	Batch process (B), Continuous process (C)	Batch process	
9.	Product manufactured (dyed yarn/dyed fabric/garments/denim)	Dyed Polyester yarn	
10.	Consumption of utility, water and raw materials per kg of material processed		
		As per consent	Actual
	Production (MT)	5 MT/day	Operating at 02 MT/day on the date of visit as informed by unit representative
	Steam (MT)	02 nos. of Thermopack 400000 Kcalories/hr (Briquette fired) & 600000 Kcalories/hr (Gas fired)	

	Water (KL)	Process - 60 KLD	Logbook not maintained (not provided) Estimated – 32 KLD		
	Major Raw material i.e. yarn	05 MT/day	02 MT/day		
11.	Process details				
	Pretreatment	No			
	Dyeing	Yes			
	Printing	No			
	Finishing	Drying in oven (electric drying)			
12.	Details of wet processing machinery (Nos. & Capacity)	Machine no.	Yarn loading Capacity (kg per batch)	Machine no.	Yarn loading Capacity (kg per batch)
		1.	04	9.	09
		2.	10	10.	04
		3.	10	11.	125
		4.	20	12.	30
		5.	90	13.	30
		6.	50	14.	22
		7.	22	15.	11
		8.	18	16.	11
	Corn dyeing machines				
13.	MLR of process machinery	1:4 (and 04 water filling steps in 01 batch)			
14.	Fresh Water consumption				
	Availability of separate flow meter for domestic/process use: No Domestic use from HSIIDC supply, and industrial use from Borewell				
	Sources of water	Totalizer reading (m³)	Water consumption (KL) (Total of last three months)	Average water consumption (in KLD)	Logbook maintained (Yes/No)
	Borewell	0.0 m³/hr; 005475.427 m³	Estimated freshwater consumption (at MLR = 1:4)		
	Municipal sources	Meter reading not visible	= Production (kg/day) x No. of water fill steps / MLR = 2000 kg/day x 05/(1/4) = 32,000 ltr./day i.e. 32 KLD		
	Specific freshwater consumption		16 KL/MT		

D. Effluent management and disposal

15.	Flowmeters details	Availability (Yes/No)	Meter Reading (m³/hr)
	Flow at inlet	Yes	15.9 m ³ /hr; 003824.029 m ³
	Flow at outlet	Yes	Flow meter not working
	Recycling points	No recycling	NA

16.	Effluent generation (KLD): No record maintained, Estimated considering 15 % loss of freshwater in process = 32 KLD – (15 % of 32 KLD) = 27.2 KLD			
17.	Specific effluent generation (KL/MT of product)	13.6 KL/MT		
18.	Effluent disposal (KLD): No record maintained, Estimated considering 03 % loss in treatment = 27.2 KLD – (03 % of 27.2 KLD) = 26.38 KLD			
19.	Specific effluent disposal (KL/MT of product)	13.19 KL/MT		
20.	Recycled water consumption (Avg. in KLD)	No recycling		
21.	Specific recycled water consumption (KL/MT of product)			
Primary Effluent Treatment Plant (PETP)				
22.	PETP status: Operational			
23.	Installed capacity (KLD): 60 KLD (as informed by unit representative)			
24.	PETP consists of: (flow diagram) Raw effluent collection tank → Chemical mixing tank → Reaction tank → Tube settler → Media Filter → Activated Carbon Filter → Treated effluent to discharge <i>Remark: The existing PETP can reduce BOD upto 50%, COD upto 60% & TDS upto 25% only.</i>			
25.	Losses in PETP, %	NA		
	Name of chemicals consumed at ETP along with quantity (kg/day)	As informed by ETP operator during visit		
		Coagulant	05 kg/day	
		Color removal agent	05 kg/day	
		Polyelectrolyte	250 gm/day	
		Total chemical consumption: 10.25 kg/day Remark: Logbook not maintained		
26.	Effluent disposal point	HSI IDC sewer line		
27.	Bypass arrangement for discharge of untreated effluent	Not found		
28.	Status of CETP membership	Yes		
29.	Status of storm water management	HSI IDC storm water line		
30.	Effluent characteristics: Samples analyzed at laboratory of HSPCB, Regional Office Faridabad ETP outlet sample collected from final outlet line after filtration units			
	Parameter	ETP inlet	ETP outlet	Prescribed discharge norms
	pH	7.61	7.84	6.0-9.0
	BOD (mg/l)	125	56	500
	COD (mg/l)	624	284	1400
	TSS (mg/l)	255	65	1500
	TDS (mg/l)	1540	1080	2100
	Oil & Grease (mg/l)	18.2	4.4	15
	NH ₃ -N (mg/l)	22.48	6.16	-
				Complying

	Total Cr (mg/l)	2.56	BDL	-	
	Sulphides (mg/l)	6.0	0.8	-	
	SAR	120.03	33.04	-	
	Phenolic compound (mg/l)	1.52	BDL	-	
31.	Sludge management & disposal:				
	Mechanical system details (centrifuge/decanter etc.)	No mechanical system			
	Sludge drying beds	Total Nos: 02			
	Average quantity of sludge generated (Kg/day)	Logbook/data not maintained by unit (not provided to the inspection team)			
	Estimated sludge generation	= (Inlet TSS load – Outlet TSS load) + 10 % of ETP chemical consumption = 5.221 + 1.025 = 6.25 kg/day			
	Sludge disposal	No document provided, however, informed that ETP sludge is provided to TSDF i.e. M/s Gujarat Enviro Protection And Infrastructure (Haryana) Pvt. Ltd			
32.	Separate Energy meter installed for ETP	Yes; Reading during visit – 011918.2 kWh			
	Average Electric Consumption at ETP (KWh/day)	Logbook/data not maintained by unit (not provided to the inspection team)			

E. Hazardous waste section

33.	Hazardous waste management	
	Authorization status	Valid upto 30.09.2025
	Remark: Copy of agreement with recyclers/TSDF, Form - 10 & logbook of ETP sludge/hazardous waste generation and disposal data not provided to inspection team	

F. Fuel consumption in boiler & ash management

34.	Boiler capacity	No boiler 400000 K calories/hr (Briquette fired) & 600000 Kcalories/hr (Gas fired)
35.	Stack height	30 meters
36.	Type & quantity of fuel used as per consent	Wood @ 700 kg/day Diesel @ 0.02 KLD
37.	APCD installed	Cyclone & Wet scrubber
38.	Actual Fuel consumption (mention units)	Unit is using cleaner fuels i.e. LPG & Briquettes Fuel consumption record not maintained
39.	Estimated ash generation @12 % off briquettes	Cannot be estimated
40.	Ash management	Collected in bags and provided to the contractor of HSIIDC for landfilling in low-lying areas
41.	Remark on ash disposal	No record maintained

G. Key issues & Recommendations

- i. Specific fresh water consumption is too much lower against the std. for specific quality (Approx. 25 KL/MT) indicating that fresh water consumption logbook is not properly/correctly maintained.
- ii. Unit is recommended to maintain logbook for raw material consumption, production, freshwater consumption in process, ETP inlet, ETP outlet, ETP chemical consumption, ETP sludge generation & disposal, energy consumption in ETP, fuel consumption in thermopacks, ash generation & disposal.

H. Overall Compliance status: Complying

Photographs taken during visit




Photo 1: Entrance gate of unit



Photo 2: Manufacturing process area



Photo 3: Raw material (polyester yarn)



Photo 4: ETP Inlet flow meter



Photo 5: ETP inlet collection tank



Photo 6: Chemical reaction tank & tube settler




Photo 7: Tertiary treatment (Filtration) system & outlet flow meter



Photo 8: Sludge drying beds



Photo 9: Borewell with flow meter



Photo 10: Dyed yarn drying machine



Photo 11: Thermopack & Briquettes as fuel



Photo 12: ETP electricity meter

Annexure – 13: M/s Vinayak Dyeing House

INDUSTRY INSPECTION FORMAT (Textile)**A. General section****Date of inspection: 13.08.2024**

1.	Name of the unit with complete postal address:	M/s Vinayak Dyeing House Plot No. 590, Phase-II, HSIIDC, Barhi, Sonipat
2.	Spatial Co-ordinates (Latitude & longitude) in Decimal format only	29.109520, 77.038385
3.	Name of Contact person with designation Phone & Email:	Mr. Manish Gupta 9810754218 manishkansal327@gmail.com
4.	Industry Operational status	Operational

B. Consent section

5.	Consent	Yes/No/Applied	Validity (Period)
	Air /Water	Yes	30.09.2027
	Hazardous waste authorization	Yes	30.09.2027
	NOC from CGWA/other authority	No	Not available

C. Production, Process and Infrastructure

Production details			
6.	Number of operational days in last three months	33 days (as per logbook of June-24 & 12 Aug. 24 provided by the unit)	
7.	Operation schedule (Operation hours/day)	Day hours	
8.	Type of industry I. Natural fibres (N), Synthetic fibres (S), Blend (NS) II. Pre-treatment (Pt), Dyeing (D), Printing (Pr), Finishing (F), Garment washing (GW) III. Batch process (B), Continuous process (C)	I	II
		Polyester Yarn	Pt, D
9.	Product manufactured (dyed yarn/dyed fabric/garments/denim)	Dyed Polyester Yarn	
10.	GSM of product (for fabric/ denim/ garment etc.)	NA	
11.	Consumption of utility, water and raw materials per kg of material processed		
		As per consent	Average
	Production in (MT/day)	0.75	0.4

	Steam consumption	0.3 Ton/hr.	1.2 T/day
	Water (KL)	Information not available	2.4 KLD
	Raw material (dyes & chemicals)	Yarn -0.75 MT/day Dyes & chemicals- 30 kg/day	Around 75 kg/day as per logbook provided
12.	Process details		
	Dyeing	Yes	
	Finishing	Soaping & drying	
	Yarn washing	Yes	
13.	Details of wet processing machinery (Nos. & Capacity)	Two package dyeing machine 250 Kg & 150 Kg capacity	
14.	MLR of process machinery	1:10 (as informed)	
15.	Fresh Water consumption Availability of separate flow meter for domestic/process use: No		
	Sources of water	Totalizer reading (m³)	Water consumption (KL) (as per logbook of July-24 & 10 Aug-24 provided by the unit)
	Borewell 1	89709.7	86.45 KL
	Municipal sources	4200	flow meter found in defunct condition
	Specific water consumption in KL/MT		6 KL/MT of Production
			Average water consumption (in KLD)
			Logbook maintained (Yes/No)
			2.4 KLD
			No

D. Effluent management and disposal

16.	Flowmeters details	Availability (Yes/No)	Totalizer Reading (m³/hr.)
	Flow at PETP inlet	No	NA
	Flow at PETP outlet	Yes	463033.8
	Recycling points	Unit is not recycling ETP treated water in the mfg. operations, as informed	
17.	Effluent generation (KLD)	Data not available due to lack of flow meter at inlet Estimated generation 2.1 KL/day @ 15 % process losses	
18.	Specific effluent generation (KL/MT of product)	5.1 KL/MT of Production	
19.	Effluent disposal (KLD)	2.1 KLD (as per logbook of June-24 & 8 Aug-24 provided by the unit)	
20.	Specific effluent Disposal (KL/MT of product)	5.1 KL/MT of Production	

Primary Effluent treatment plant (PETP)					
21.	PETP status: Operational				
22.	Installed capacity (KLD): 5 KLD Utilized capacity (KLD):2.5 KLD				
23.	PETP consists of: (flow diagram) Collection cum Equalization tank→Chemical dosing→Flash mixer→Flocculation tank→Tube settler→Treated water tank→ACF→MGF→CETP, Barhi				
24.	Losses in ETP, %	None			
25.	Name of chemicals consumed at ETP along with quantity (kg/day)	Lime	2.5 kg/day		
		Alum	2 kg/day		
		Polyelectrolyte	30 gm/day		
26.	Effluent disposal point	HSI IDC sewer line			
27.	Bypass arrangement for discharge of untreated effluent	No			
28.	Status of CETP membership	Valid			
29.	Status of storm water management	HSI IDC storm water line			
30.	Effluent characteristics: as per analysis report of consented parameter				
	Parameter	PETP inlet	PETP outlet	Prescribed discharge norms	Compliance w.r.t consent & CETP inlet norms <i>93% reduction in BOD & 91 % reduction in COD</i> <ul style="list-style-type: none"> With existing treatment scheme, such a high reduction in pollution parameters indicating dilution with freshwater in PETP at different stages Non – complying (Dilution)
	pH	87.3	8.43	6.0-9.0	
	BOD (mg/l)	175	13	500	
	COD (mg/l)	840	80	1400	
	TSS (mg/l)	380	48	1500	
	TDS (mg/l)	2190	1220	2100	
	Oil & Grease (mg/l)	14.8	BDL	15	
	Sulphides (mg/l)	7.2	1.2		
	Ammonical Nitrogen	22.48	4.26		
	Phenolic compounds	2.29	0.31		
	Total chromium	4.26	0.77		
	Color (Hazen)	Bad	BDL	-	
	SAR	92.48	24.59	-	
31.	Sludge management & disposal				

	Mechanical system details (centrifuge/decanter etc.)	No
	Sludge drying beds	Total nos: 3 nos.
	Average quantity of sludge generated (Kg/day)	0.8 kg/day (as per logbook of June-24 & July-24)
	Estimated sludge generation	0.7 kg/day + 0.45 kg/day chemical sludge = total 1.15 kg/day
32.	Separate Energy meter installed for ETP	Yes
	Average Electric Consumption at ETP (KWh/day)	3 kWh/day (as per logbook of June-24 & 10 Aug.-24 provided by the unit)

E. Hazardous waste section

33.	Hazardous waste management											
	Copy of agreement with recyclers/TSDF	Valid up to 17.01.2029										
	Hazardous waste generated (kg/d)	Details of ETP Sludge disposal to GEPIL (as per form 10): <table border="1" style="margin-left: 20px;"> <thead> <tr> <th>Date</th> <th>Quantity disposed</th> </tr> </thead> <tbody> <tr> <td>17.07.22</td> <td>0.7 MT</td> </tr> <tr> <td>22.07.23</td> <td>1.4 MT</td> </tr> <tr> <td>03.08.24</td> <td>0.8 MT</td> </tr> <tr> <td>Total</td> <td>2.9 MT</td> </tr> </tbody> </table>	Date	Quantity disposed	17.07.22	0.7 MT	22.07.23	1.4 MT	03.08.24	0.8 MT	Total	2.9 MT
Date	Quantity disposed											
17.07.22	0.7 MT											
22.07.23	1.4 MT											
03.08.24	0.8 MT											
Total	2.9 MT											
		ETP sludge - 2.8 kg/day (as per form-10)										

F. Fuel/power consumption

34.	Boiler capacity	0.3 Ton/hr baby boiler
35.	Stack height	33 meters
36.	APCD installed	Cyclone
37.	Type of fuel used	Briquettes
38.	Fuel consumption (mention units)	Data not available Estimated consumption: 0.5 MT/day
39.	Estimated ash generation (@ 12 % of biomass briquette)	60 kg/day
40.	Ash management	Disposal in low lying areas
41.	Remark on ash disposal	Logbook for ash generation/disposal not maintained. Unscientific disposal of fly ash observed.
42.	Observations: <ol style="list-style-type: none"> Specific fresh water consumption is too much lower against the std. for specific quality (Approx. 25 KL/MT), indicating that fresh water consumption logbook is not properly/correctly maintained No flow meter available at PETP inlet for quantification of effluent generation With existing treatment scheme, such a high reduction in pollution parameters indicating dilution with freshwater in PETP at different stages As per analysis results, 93% reduction in BOD & 91 % reduction in COD are calculated which seems impossible with existing treatment scheme without biological system 	

	5. Unregulated chemicals use in PETP above 1000 ppm against the recommended rate of 50-100 ppm are observed.
43.	Based on the inspection followings are recommended; <ol style="list-style-type: none"> 1. Dismantle the dilution provision 2. Regulate the chemical dosing as per feed flow condition. 3. Install flow meter at PETP inlet. 4. Install display board at unit entrance gate as per guideline
44.	Compliance Status: Non- Complying (Dilution)

Photographs

Fig.1: Entrance gate



Fig.2: Manufacturing process area



Fig.3: Borewell flow meter



Fig.4: PETP outlet flow meter



Fig.5: PETP



Fig.6: Baby boiler



Annexure – 14: M/s Generous Textiles Pvt. Ltd.

INDUSTRY INSPECTION FORMAT (Textile)**A. General section****Date of inspection:07-08-2024**

1.	Name of the unit with complete postal address:	M/s Generous Textiles Pvt Ltd Plot no 383, HSIIDC Barhi Sonipat
2.	Spatial Co-ordinates (Latitude & longitude) in Decimal format only	29.09870633 77.046631
3.	Name of Contact person with designation Phone & Email:	Sh Amit Jain (Owner) 9818301008
4.	Industry Operational status	Operational

B. Consent section

(Attach valid copies, or if expired then attach recent expired copies along with copy of application)

5.	Consent	Yes/No/Applied	Validity (Period)
	Air /Water	Yes	30-09-2026
	Hazardous waste authorization	Yes	30-09-2026
	NOC from CGWA/other authority	Applied	NOC expired on 15-07-2024

C. Production, Process and Infrastructure

Production details			
6.	Number of operational days in last three months	41 days (01-05-2024 to 06-08-2024)	
7.	Operation schedule (Operation hours/day)	Day shift (12 hours)	
8.	Type of industry I. Natural fibres (N), Synthetic fibres (S), Blend (NS) II. Pre-treatment (Pt), Dyeing (D), Printing (Pr), Finishing (F), Garment washing (GW) III. Batch process (B), Continuous process (C)	I	II
		Semi-synthetic (viscose)	D
9.	Product manufactured (dyed yarn/dyed fabric/garments/denim)	Dyeing of viscose yarn	
10.	Consumption of utility, water and raw materials per kg of material processed		
		As per consent	Average (last three months)
	Production in (Kg/ Sq. meter/ nos.)	0.5 MT/day	0.37 MT/day
	Steam	2 TPH	16.8 TPD

	Water (KL)	52 KLD	13.06 KLD
	Raw material (dyes & chemicals)	Yarn – 500 kg/day	Not available
11.	Process details		
	Pretreatment	Yes	
	Dyeing	Dyeing of yarn	
12.	Details of wet processing machinery (Nos. & Capacity)	Not provided	
13.	MLR of process machinery	1:7	
14.	Fresh Water consumption Availability of separate flow meter for domestic/process use:		
	Sources of water	Totalizer reading (m³)	Water consumption (KL) (Total of last three months)
			Average water consumption (in KLD)
			Logbook maintained (Yes/No)
	Borewell	9622.245	535.755
			13.06
			Yes
	Specific water consumption in KL/MT	34.58 KL/MT	

D. Effluent management and disposal

15.	Flowmeters details	Availability (Yes/No)	Totalizer Reading (m³/hr.)
	Flow at inlet of PETP	Yes	7299.983
	Flow at outlet of PETP	Yes	6349.480
	Recycling points	Not applicable	
16.	Effluent generation (KLD)	7.47 KLD	
17.	Specific effluent generation (KL/MT of product)	19.78 KL/MT	
18.	Effluent disposal (KLD)	8.73 KLD	
19.	Specific effluent Disposal (KL/MT of product)	23.12 KL/MT	
Primary Effluent Treatment Plant (PETP)			
20.	PETP status: Operational		
21.	Installed capacity (KLD): 50 KL Utilized capacity (KLD): 20 KL		
22.	PETP consists of: (flow diagram) <i>Effluent from process - Collection tank (underground)– Water pumped to Reaction tank for Chemical dosing- Tube settler - pH correction – Sand media filter – Clear water collection tank – Public sewer – CETP Barhi</i>		
23.	Losses in PETP, %		
24.	Name of chemicals consumed at PETP along with quantity (kg/day)	Lime	5.21
		Alum	7.18
		Polyelectrolyte	0.19

25.	Effluent disposal point	HSI IDC sewer line		
26.	Bypass arrangement for discharge of untreated effluent	Not seen		
27.	Status of CETP membership	Connected to CETP Barhi		
28.	Status of storm water management	HSI IDC storm water line		
29.	Effluent characteristics: as per analysis report of consented parameter			
	Parameter	PETP inlet	PETP outlet	Prescribed discharge norms
	pH	9.4	8.9	6.0-9.0
	BOD (mg/l)	1107	78	500
	COD (mg/l)	4495	285	1400
	TSS (mg/l)	1621	204	1500
	TDS (mg/l)	4444	2924	2100
	FDS (mg/l)	3340	2280	
	Oil & Grease (mg/l)	-	BDL	15
	NH3-N (mg/l)	-	25	-
	Total Cr (mg/l)	-	BDL	-
	Sulphides (mg/l)	-	12	-
	SAR	50	11	-
	Phenolic compound	-	BDL	-
	<ul style="list-style-type: none"> • Non-compliance w.r.t TDS • BOD removal-92.95%, COD removal-93.65%, TDS removal-35% which is not possible with the existing treatment system installed by the unit (i.e., without any biological treatment), and establishes dilution in ETP with fresh water 			
	Non-Complying (Discharge norms & Dilution)			
30.	Sludge management & disposal			
	Mechanical system details (centrifuge/decanter etc.)	No		
	Sludge drying beds	Total Nos: 03		
	Average quantity of sludge generated (Kg/day)	7.48 kg/day (as per logbook)		
	Estimated sludge generation	11.84 kg/day		
31.	Separate Energy meter installed for PETP	Yes		
	Average Electric Consumption at PETP (KWh/day)	35.82 KWh/day		

E. Hazardous waste section

32.	Hazardous waste management	
	Authorization status	Yes, Valid upto 30-09-2026
	Copy of agreement with recyclers/TSDF	Agreement with M/s Gujarat Enviro-Protection and Infrastructure (Haryana) Private Limited (GEPIL), Pali, Faridabad, Haryana

	Hazardous waste generated (kg/d)	7.48 kg/day
	Estimated sludge generation	11.84 kg/day
Form-4 and 10 to be collected		
F. Fuel/power consumption		
33.	Boiler capacity	2 TPH
34.	Stack height	25 m
35.	Type of fuel used	LPG
36.	Fuel consumption (mention units)	243.65 kg/day (as per record)
37.	Observations: <ol style="list-style-type: none"> 1. Effluent generation should be approx. 85% of fresh water consumption, however in this case effluent generation is 57% of fresh water consumptions, and also the discharge value is higher than effluent generation, which indicates that fresh water consumption/effluent generation/effluent discharge logbook is not properly/correctly maintained 2. As per analysis of samples collected from PETP inlet and outlet, unit is non-complying w.r.t TDS (2924 mg/l against 2100 mg/l). 3. Also, % removal in BOD, COD and TDS have been observed as 92.9%, 93.65% and 35% respectively, which is not possible with the treatment scheme installed by the unit. It indicates dilution with freshwater in PETP at different stages. 	
38.	Recommendations/Suggestions: <ol style="list-style-type: none"> 1. Flowmeters need to be calibrated on immediate basis. 2. Unit shall dismantle the provision of dilution. 	
39.	Overall Compliance status <ul style="list-style-type: none"> • Non-complying (Discharge norms & Dilution) 	

Photographs

<p>Fig.1: Entry Gate</p> 	<p>Fig.2: Raw Materials</p> 
<p>Fig.3: Manufacturing process area</p> 	<p>Fig.4: Finished Products</p> 



Fig.5: PETP Setup



Fig.6: Inlet chamber



Fig.7: PETP inlet flow meter




Fig.8: PETP outlet flow meter



Fig.9: Flow meter



Fig.10: PETP Energy Meter



INDUSTRY INSPECTION FORMAT (Textile)

Date of inspection:08.08.2024

A. General section

1.	Name of the unit with complete postal address:	M/s Komal textiles, Plot No 327, Phase – I, HSIIDC, Barhi, Dist. Sonapat, Haryana
2.	Spatial Co-ordinates (Latitude & longitude) in Decimal format only	Latitude: Longitude:
3.	Name of Contact person with designation Phone & Email:	Mr. Atul Jain, Plant Owner; 9810696420
4.	Industry Operational status	Operational

B. Consent section

(Attach valid copies, or if expired then attach recent expired copies along with copy of application)

5.	Consent	Yes/No/Applied	Validity (Period)
	Air /Water	Yes	30.09.2028
	Hazardous waste authorization	As per information available on Online Consent Management & Monitoring System portal https://ocmms.nic.in , unit applied for Hazardous Waste Authorization on 14.10.2021 (application no. 6829846) which was rejected by HSPCB on 30.11.2021	
	NOC for groundwater abstraction	Provided Copy of application dated 31.03.2023 to Haryana Water Resources Authority (HWRA) for abstraction of groundwater @ 20 KLD from 01 no. of borewell	

C. Production, Process and Infrastructure details

Production details			
6.	Number of operational days in last three months (as per data provided by unit)	Record not maintained	
7.	Operation schedule (Operation hours/day)	Day shift (12 hrs./day)	
8.	Type of industry	Textile sector	
	Natural fibres (N), Synthetic fibres (S), Blend (NS)	Viscose yarn	
	Pre-treatment (Pt), Dyeing (D), Printing (Pr), Finishing (F), Garment washing (GW)	Hank Dyeing	
	Batch process (B), Continuous process (C)	Batch process	
9.	Product manufactured (dyed yarn/dyed fabric/garments/denim)	Dyed Viscose yarn	
10.	Consumption of utility, water and raw materials per kg of material processed		
		As per consent	Actual
	Production (kg or MT)	0.3 MT/day	Operating at 50 % on the date of visit i.e. 0.15 MT/day
	Steam (MT)	No boiler	

	Water (KL)	20 KLD	Estimated 03 KLD			
	Major Raw material i.e. yarn	300 kg/day	150 kg/day			
11.	Process details					
	Pretreatment	Desizing, Scouring				
	Dyeing	Yes				
	Printing	No				
	Finishing	Drying under fan and electric dryer				
12.	Details of wet processing machinery (Nos. & Capacity)	Machine no.	Type	Yarn loading Capacity	Water loading Capacity	MLR
		1	HThP	7.5 kg/batch	50 Ltr.	1:7
		2	HThP	12.5 kg/batch	65 Ltr.	1:6
		3	HThP	25 kg/batch	100 Ltr.	1:4
	HThP – High temperature high pressure machine Temp – 80 degrees Celsius Pressure – 3.5 kg/cm ²					
13.	MLR of process machinery	1:5				
14.	Fresh Water consumption					
	Availability of separate flow meter for domestic/process use: No Domestic use from HSIIDC supply, and industrial use from Borewell					
	Sources of water	Totalizer reading (m³)	Water consumption (KL) (Total of last three months)	Average water consumption (in KLD)	Logbook maintained (Yes/No)	
	Borewell	6.27 m³/hr; 000760.7 m³	Estimated freshwater consumption (at MLR = 1:5) = Production (kg/day) x No. of water fill steps / MLR = 150 kg/day x 04/(1/5) = 3000 ltr./day i.e. 3 KLD			
	Municipal sources	0501.92				
	Specific freshwater consumption in KL/MT		20 KL/MT			

D. Effluent management and disposal

15.	Flowmeters details	Availability (Yes/No)	Totalizer Reading (m³/hr)
	Flow at PETP inlet	Not installed	
	Flow at PETP outlet	Yes	Reading not visible
	Recycling points	No recycling	NA
16.	Effluent generation (KLD): No record maintained, Estimated considering 15 % loss in process = 3 KLD – (15 % of 3 KLD) = 2.55 KLD		

17.	Specific effluent generation (KL/MT of product)	17 KL/MT			
18.	Effluent disposal (KLD): No record maintained, Estimated considering 03 % loss in treatment =2.55 KLD – (03 % of 2.55 KLD) = 2.47 KLD				
19.	Specific effluent disposal (KL/MT of product)	16.47 KL/MT			
20.	Recycled water consumption (Avg. in KLD)	No recycling			
21.	Specific recycled water consumption (KL/MT of product)				
Primary Effluent treatment plant (PETP)					
22.	PETP status: Operational				
23.	Installed capacity (KLD): 20 KLD (as informed by unit representative)				
24.	PETP consists of: (flow diagram) Bar screen → Raw effluent collection tank → Chemical mixing tank → Reaction tank → Tube settler → Pressure Sand Filter → Activated Carbon Filter → Softener → Treated effluent discharge (and Softener regeneration effluent back to PETP inlet) <i>Remark: The existing PETP can reduce BOD upto 50%, COD upto 60% & TDS upto 25% only</i>				
25.	Losses in PETP, %	NA			
26.	Name of chemicals consumed at PETP along with quantity (kg/day)	Lime	03 kg/day		
		Alum	04 kg/day		
		Polyelectrolyte	100 gm/day		
		Total chemical consumption	7.1 kg/day		
27.	Effluent disposal point	HSI IDC sewer line			
28.	Bypass arrangement for discharge of untreated effluent	Not found			
29.	Status of CETP membership	Connected with CETP however no document provided			
30.	Status of storm water management	HSI IDC storm water line			
31.	Effluent characteristics: Samples analyzed at laboratory of HSPCB, Regional Office Faridabad ETP outlet sample collected from final outlet line after Softener				
	Parameter	PETP inlet	PETP outlet	Prescribed discharge norms	Compliance status • With existing treatment scheme, such high reduction in pollution parameters indicating dilution with freshwater in PETP at different stages.
	pH	9.61	8.03	6.0-9.0	
	BOD (mg/l)	130	03	500	
	COD (mg/l)	640	36	1400	
	TSS (mg/l)	295	12	1500	
	TDS (mg/l)	3050	1550	2100	
	Oil & Grease (mg/l)	17.6	BDL	15	

	NH ₃ -N (mg/l)	28.02	11.20	-	<ul style="list-style-type: none"> Inlet BOD is too much lower against typical range of 500-800 mg/l, indicating dilution at PETP inlet. <p>Non-Complying (Dilution)</p>
	Total Cr (mg/l)	4.38	0.91	-	
	Sulphides (mg/l)	8.4	0.8	-	
	SAR	185.86	55.74	-	
	Phenolic compound (mg/l)	2.15	0.61	-	
32.	Sludge management & disposal:				
	Mechanical system details (centrifuge/decanter etc.)		No mechanical system		
	Sludge drying beds		Total Nos: 02		
	Average quantity of sludge generated (Kg/day)		Logbook/data not maintained by unit (not provided to the inspection team)		
	Estimated sludge generation		= (Inlet TSS load – Outlet TSS load) + 10 % of PETP chemical consumption = 2.958 + 0.71 =3.69 kg/day		
33.	Separate Energy meter installed for ETP		Yes; Reading during visit – 04954.2 kWh		
	Average Electric Consumption at ETP (KWh/day)		Logbook/data not maintained by unit (not provided to the inspection team)		

E. Hazardous waste section

34.	Hazardous waste management	
	Authorization status	Unit applied but rejected by HSPCB on 30.11.2021
	Remark: Copy of agreement with recyclers/TSDF, Form - 10 & logbook of PETP sludge/hazardous waste generation and disposal data not provided to inspection team	

F. Fuel consumption in boiler & ash management

No boiler in premises, thus no boiler ash generation

G. Key issues & Recommendations

iii.	No flow meter installed at PETP inlet.
iv.	Specific fresh water consumption is quite lower against the std. for specific quality (Approx. 25 KL/MT), indicating that fresh water consumption logbook is not properly/correctly maintained
v.	Inlet BOD is too much lower against typical range of 500-800 mg/l, indicating dilution at PETP inlet.
vi.	With existing treatment scheme, such a high reduction in pollution parameters indicates dilution with freshwater in PETP at different stages.
vii.	Unit is recommended for following: <ol style="list-style-type: none"> Install flow meter at line carrying freshwater to the process area Install flow meter at PETP inlet

- c. Maintain logbook for production, freshwater consumption in process, PETP inlet, PETP outlet, PETP chemical consumption, PETP sludge generation & disposal, and energy consumption in PETP
- d. Remove dilution arrangements

H. Overall Compliance status: Non-Complying (Dilution)

Photographs taken during visit



Photo 1: Entrance gate of unit




Photo 2: Manufacturing process area




Photo 3: Borewell with flow meter



Photo 4: HSIIDC water supply line meter



Photo 5: ETP inlet bar screen



Photo 6: Chemical reaction tank & tube settler



Photo 7: Tertiary treatment (Filtration) system



Photo 8: Sludge drying beds



Photo 9: Chemical dosing system (mechanical)



Photo 10: Dyed yarn drying area

Annexure – 16: M/s Kanodia Intercontinental Pvt. Ltd.

INDUSTRY INSPECTION FORMAT (Textile)**A. General section****Date of inspection: 07/08/2024**

1.	Name of the unit with complete postal address:	M/s Kanodia Intercontinental Pvt. Ltd., Plot No. 8 and 9 HSIIDC, Barhi, Sonapat
2.	Spatial Co-ordinates (Latitude & longitude) in Decimal format only	29.102926, 77.048961
3.	Name of Contact person with designation Phone & Email:	Sh. Jeewan Rathore, Unit Head Ph. No. 8199974807
4.	Industry Operational status	Operational

B. Consent section

(Attach valid copies, or if expired then attach recent expired copies along with copy of application)

5.	Consent	Yes/No/Applied	Validity (Period)
	Air /Water	Yes	30/09/2029
	Hazardous waste authorization	Yes	30/09/2024
	NOC from CGWA/other authority	Applied on 10/04/2024	Expired on 05/07/2024

C. Production, Process and Infrastructure

Production details			
6.	Number of operational days in last three months	57 days (from 01/06/2024 to 07/08/2024)	
7.	Operation schedule (Operation hours/day)	Day shift	
8.	Type of industry I. Natural fibres (N), Synthetic fibres (S), Blend (NS) II. Pre-treatment (Pt), Dyeing (D), Printing (Pr), Finishing (F), Garment washing (GW) III. Batch process (B), Continuous process (C)	I	II
		N	D
		III	B
9.	Product manufactured (dyed yarn/dyed fabric/garments/denim)	Cotton yarn dyeing	
10.	Consumption of utility, water and raw materials per kg of material processed		
		As per consent	Average
	Production in (Kg/ Sq. meter/ nos.)	Dyed yarn-0.2 MT/d	4.05 MT/d (01/06/2024 to 07/08/2024)
	Steam (MT)	Not mentioned	25.2 MT/d
	Water (KL)	Not mentioned	Information not provided

	Raw material (dyes & chemicals)	Cotton Yarn-0.2 MT/d Chemical dyes-0.08 MT/d	Total opening stock of dyes (56 nos.)-12375 Kg (01/07/2024) & 11150 Kg (01/08/2024)		
11.	Process details				
	Pretreatment	No			
	Dyeing	Yes			
12.	Details of wet processing machinery (Nos. & Capacity)	16 No. of cone-dyeing machines: 1000 Kg capacity-01 No. 700 Kg capacity-01 No. 400 Kg capacity-01 No. 200 Kg capacity-01 No. 100 Kg capacity-02 Nos. 50 Kg capacity-02 Nos. 34 Kg capacity-02 Nos. 12 Kg capacity-02 Nos. 3 Kg capacity-02 Nos. 1 Kg capacity-02 Nos. Number of washing steps: 3-4			
13.	MLR of process machinery	1:4			
14.	Fresh Water consumption				
	Availability of separate flow meter for domestic/process use: No				
	Sources of water	Totalizer reading (m³)	Water consumption (KL) (Total of last three months)	Average water consumption (in KLD)	Logbook maintained (Yes/No)
	Borewell	12747.08	3845.2 KL (as per logbook data from 01/06/2024 to 07/08/2024)	67.5 KLD	Yes
	HSI IDC supply	No flow meter installed	5782 KL (01/01/2024 to 31/03/2024)	74.1 KLD	No
	Specific water consumption in KL/MT		34.78 KL/MT		

D. Effluent management and disposal

15.	Flowmeters details	Availability (Yes/No)	Totalizer Reading (m³)
	Flow at PETP inlet	Yes	48668.621
	Flow at PETP outlet	Yes	123898.758
	Recycling points	Not applicable	Not applicable
16.	Effluent generation (KLD)	71.7 KLD	

17.	Specific effluent generation (KL/MT of product)	17.66 KL/MT			
18.	Effluent disposal (KLD)	63.4 KLD			
19.	Specific effluent disposal (KL/MT of product)	15.6 KL/MT			
20.	Recycled water consumption (Avg. in KLD)	Not applicable			
21.	Specific recycled water consumption (KL/MT of product)	Not applicable			
Primary Effluent Treatment Plant (PETP)					
22.	PETP status: Operational				
23.	Installed capacity (KLD): 600 KLD Utilized capacity (KLD): 75 KLD (as informed) Consented trade effluent generation: 70 KLD				
24.	PETP consists of: Equalization Tank → Flocculator → Tube Settler → Dual Media Filter → Colour Removal Unit → Auto pH control → Discharge				
25.	Losses in PETP, %	11.6% (against typical 2%)			
26.	Name of chemicals consumed at PETP along with quantity (kg/day)	FeSO ₄	180-200 Kg/d		
		Lime	80-120 Kg/d		
		Polyelectrolyte	2-4 Kg/d		
		HCl	2-6 Kg/d		
27.	Effluent disposal point	HSI IDC sewer line			
28.	Bypass arrangement for discharge of untreated effluent	Specific freshwater consumption (34.78 KL/MT) was higher than the specific effluent generation (17.66 KL/MT) which indicates by-pass of untreated effluent by the unit.			
29.	Status of CETP membership	Unit provided invoice dated 12/07/2024 for CETP membership charges.			
30.	Status of storm water management	<ul style="list-style-type: none"> • No rain harvesting structure inside premises. • Storm water is discharged into HSI IDC storm water line. 			
31.	Effluent characteristics:				
	Parameter	PETP inlet	PETP outlet	Prescribed discharge norms	Compliance status • Specific freshwater consumption (34.78 KL/MT) was higher than the specific effluent generation (17.66 KL/MT) which indicates by-
	Colour (Hazen)	BDL	58	-	
	pH	11.9	7.4	6.0-9.0	
	BOD (mg/l)	104	40	500	
	COD (mg/l)	416	193	1400	
	TSS (mg/l)	65	138	1500	
	TDS (mg/l)	4428	7584	2100	
	FDS (mg/l)	3356	5708	2100	

	Oil & Grease (mg/l)	-	BDL	15	<p>pass of untreated effluent by the unit.</p> <ul style="list-style-type: none"> Actual specific fresh water consumption (34.78 KL/MT) is much lower than the standard value for fresh water consumption (approx. 50 KL/MT). BOD at CETP inlet (104 mg/l) is too much lower against typical range of 700-1000 mg/l, indicating dilution at PETP inlet. <p>Non-complying (discharge norms and dilution)</p>
	NH ₃ -N (mg/l)	-	5	-	
	Total Cr (mg/l)	-	BDL	-	
	Sulphides (mg/l)	-	4	-	
	SAR	-	23	-	
	Phenolic compound	-	BDL	-	
32.	Sludge management & disposal				
	Mechanical system details (centrifuge/decanter etc.)		Filter press		
	Sludge drying beds		Total Nos: 03		
	Average quantity of sludge generated (Kg/day)		62-66 Kg/d (as per logbook data from 01/06/2024 to 07/08/2024)		
33.	Separate Energy meter installed for PETP		Yes		
	Average Electric Consumption at PETP (KWh/day)		230.9 KWh/d (as per logbook data from 01/06/2024 to 07/08/2024)		

E. Hazardous waste section

34.	Hazardous waste management	
	Authorization status	Valid till 30/09/2024
	Copy of agreement with recyclers/TSDF	Unit provided agreement dated 28/05/2024 with Gujarat Enviro Protection and Infrastructure (Haryana) Pvt. Ltd. Validity of the agreement is 5 years from 28/05/2024.
	Hazardous waste generated (kg/d)	Unit provided copy of Form-10 dated 29/05/2024 for disposal of 7 MT of ETP sludge.

Form-4 and 10 to be collected

F. Fuel/power consumption

35.	Boiler capacity	6 TPH
36.	Stack height	30 m
37.	APCD installed	Cyclone & wet scrubber
38.	Type of fuel used	Biomass briquettes

39.	Fuel consumption (mention units)	4136.4 Kg/d (as per logbook data from 01/05/2024 to 31/07/2024)
40.	Estimated ash generation (@ 12 % of biomass briquette)	496.4 Kg/d
41.	Ash management	Used in landfilling on land owned by the unit itself.
42.	Remark on ash disposal	-

G. Major observations

1. Unit has not installed flow meter at HSIIDC freshwater supply line.
2. Actual production (4.05 MT/d) is higher than consented production (0.2 MT/d).
3. Specific freshwater consumption (34.78 KL/MT) was higher than the specific effluent generation (17.66 KL/MT) which indicates by-pass of untreated effluent by the unit.
4. Actual specific fresh water consumption (34.78 KL/MT) is much lower than the standard value for fresh water consumption (approx. 50 KL/MT).
5. Treated effluent was found non-complying w.r.t. prescribed discharge norms for TDS-7584 mg/l (against norm of 2100 mg/l) and FDS-5708 mg/l (against norm of 2100 mg/l).
6. BOD at CETP inlet (104 mg/l) is too much lower against typical range of 700-1000 mg/l, indicating dilution at PETP inlet.
7. Effluent generation is 51% of fresh water consumption, which indicates that fresh water consumption/effluent generation/effluent discharge logbook is not properly/correctly maintained.
8. It has been observed that there was an increase in TDS at PETP outlet (7584 mg/l) in comparison to PETP inlet (4428 mg/l) which indicates un-controlled chemical dosing at PETP by the unit.

H. Recommendations

1. Unit shall install flow meter at HSIIDC freshwater supply line.
2. Unit shall dismantle the provision for dilution with freshwater at PETP inlet.
3. Unit shall make provision to directly discharge the treated effluent in to HSIIDC line, to rule out possibility of dilution.
4. Unit shall properly operate the PETP so as to comply with the prescribed discharge norms.

I. Overall compliance status: Non-complying (discharge norms & dilution)

Photographs



Production area



Production area



Production area



Production area



Flow meter installed at Borewell



Flow meter installed at ETP Inlet



Tube Settler



PSF & ACF



Chemical dosing at ETP



Filter press




Flow meter installed at ETP Inlet



Sludge drying beds



Boiler



Fuel used in Boiler (Biomass briquettes)

Annexure – 17: M/s GEE AAR Thread Pvt. Ltd.

INDUSTRY INSPECTION FORMAT (Textile)**A. General section****Date of inspection:07.08.2024**

1.	Name of the unit with complete postal address:	M/s GEE AAR Thread Pvt. Ltd., Plot No. 655, HSIIDC, Barhi, Sonipat
2.	Name of Contact person with designation Phone & Email:	Sh. Rajiv Jain, Owner, Mob: 9814481777, Email: rajivjain141073@gmail.com Sh. Kamal, Incharge Mob: 9996665559
3.	Industry Operational status	Operational

B. Consent section

(Attach valid copies, or if expired then attach recent expired copies along with copy of application)

4.	Consent	Yes/No/Applied	Validity (Period)
	Air /Water	Yes	31.03.2026
	Hazardous waste authorization	Yes	30.09.2026
	NOC from CGWA/other authority	Yes	05.11.2024

C. Production, Process and Infrastructure

Production details			
5.	Operation schedule (Operation hours/day)	General shift	
6.	Type of industry I. Natural fibres (N), Synthetic fibres (S), Blend (NS) II. Pre-treatment (Pt), Dyeing (D), Printing (Pr), Finishing (F), Garment washing (GW) III. Batch process (B), Continuous process (C)	I	II
		Natural	Garment washing
7.	Product manufactured (dyed yarn/dyed fabric/garments/denim)	Washing of yarn	
8.	Consumption of utility, water and raw materials per kg of material processed		
		As per consent	Average (last three months)
	Production in (Kg/ Sq. meter/ nos.)	0.495 MT/day	0.4 MT/day (As per information provided during inspection)
	Steam (MT)	-	2.52 MTD
	Water (KL)	60	58.5 KLD (As per logbook provided)

	Raw material (dyes & chemicals)	1. Hydrogen 4 Kg/Day 2. Pro 5 Kg/Day 3. Mescer Oil 4 Kg/Day 4. Soap 3 Kg/Day 5. Raw cotton Yarn 500 Kg/Day 6. Caustic 115 Kg/Day 7. Soda Ash 2 Kg/Day	0.4 MT/day		
9.	Process details Mercerising of yarn → Cair boiling → washing of yarn → hydro of yarn → dryer → bundling → bale packing of yarn				
10.	Fresh Water consumption Availability of separate flow meter for domestic/process use: No				
	Sources of water	Totalizer reading (m³)	Water consumption (KL) (Total of last three months)	Average water consumption (in KLD)	Logbook maintained (Yes/No)
	Borewell 1	Non-operational at the time of inspection	58.5 KLD (As per logbooks provided)	-	Yes
	Specific water consumption in KL/MT		146.25 KL/MT		

D. Effluent management and disposal

11.	Flowmeters details	Availability (Yes/No)	Totalizer Reading (m³/hr.)
	Flow at inlet	No	-
	Flow at outlet	Yes	24473.414
	Recycling points	NA	NA
12.	Effluent generation (KLD)	49.215 KLD (estimated)	
13.	Specific effluent generation (KL/MT of product)	123.037 KL/MT	
14.	Effluent disposal (KLD)	48.25	
15.	Specific effluent Disposal (KL/MT of product)	120.64 KL/MT	

16.	Recycled water consumption (Avg. in KLD)	NA			
17.	Specific recycled water consumption (KL/MT of product)	NA			
Primary Effluent Treatment Plant (PETP)					
18.	ETP status: Operational				
19.	Installed capacity (KLD): 50 KLD Utilized capacity (KLD):49.215 KLD				
20.	ETP consists of: Screen→ Oil& Grease schimmer→ Equalization tank→ Effluent reaction tank→ Filter feed tank→ACF→ MGF				
21.	Losses in ETP, %	2%			
22.	Effluent disposal point	HSIIDC sewer line			
23.	Bypass arrangement for discharge of untreated effluent	None			
24.	Status of CETP membership	Available			
25.	Status of storm water management	HSIIDC storm water line			
26.	Effluent characteristics: as per analysis report of consented parameter				
	Parameter	PETP inlet	PETP outlet	Prescribed discharge norms	Compliance status
	pH	12.03	6.92	6.0-9.0	<ul style="list-style-type: none"> • High value of TDS at PETP outlet • Dilution cannot be ruled out for 53% reduction in TDS • Inlet BOD is too much lower against typical range of 700-1000 mg/l, indicating dilution at PETP inlet • Non-complying (Discharge norms & Dilution)
	BOD (mg/l)	125	85	500	
	COD (mg/l)	720	440	1400	
	TSS (mg/l)	435	95	1500	
	TDS (mg/l)	11380	5330	2100	
	Oil & Grease (mg/l)	16.8	BDL	15	
	NH3-N (mg/l)	19.72	7.76	-	
	Total Cr (mg/l)	4.17	0.86	-	
	Sulphide (mg/l)	8.4	1.2	-	
	SAR	125.28	91.31	-	
	Phenolic compound	2.29	0.37	-	
27.	Sludge management & disposal				
	Mechanical system details	No			

	(centrifuge/decanter etc.)	
	Sludge drying beds	Total Nos:02
	Average quantity of sludge generated (Kg/day)	4.81 kg/day

E. Hazardous waste section






28.	Hazardous waste management	
	Authorization status	Valid
	Copy of agreement with recyclers/TSDF	Attached
Form-4 and 10 to be collected		

F. Fuel/power consumption

29.	Boiler capacity	500 kg
30.	Stack height	22 m.
31.	APCD installed	Wet scrubber
32.	Type of fuel used	Biomass
33.	Fuel consumption (mention units)	565.55 kg/day
34.	Estimated ash generation (@ 12 % of biomass briquette)	67.86 kg/day
35.	Ash management	Given to farmers (No agreement provided)
36.	<p>Specific Observations:</p> <ol style="list-style-type: none"> 1. The unit was found operational at the time of inspection. 2. As per the consent issued to the unit by HSPCB, it is involved in dyeing of yarn. However, at the time of inspection, only washing process was being carried out. 3. The unit has 1 borewell to fulfill its water requirements for which the unit has obtained NOC from CGWA for the extraction of 60 KLD of fresh water. 4. The effluent generated is treated in an ETP having capacity of 50 KLD which comprises of Screen → Oil & Grease removal → Equalization tank → Effluent Reaction tank followed by Dual media filter. 5. ETP was found non-operational on the arrival of inspection team. It was informed that the ETP is running on batch process. However, since the effluent generation of the unit is 49.5 KLD against the total ETP capacity of 50 KLD, it is not possible for the ETP to run on batch process. 6. Specific fresh water consumption is too high against the std. for specific quality (Approx. 50 KL/MT), indicating that either fresh water consumption logbook is not properly/correctly maintained or actual production is higher than the reported production. 7. Accordingly, specific effluent generation and specific effluent discharge are also too high indicating poor record keeping. 8. Dilution cannot be ruled out since reduction in TDS is 53% without any TDS removal system. 9. Inlet BOD is too low against typical range of 700-1000 mg/l, indicating dilution at PETP inlet 	

37.	Compliance status: Non-complying (Discharge norms & Dilution)
-----	---

Photographs

<p>Fig.1: Entrance gate</p> 	<p>Fig.2: Manufacturing process area</p> 
<p>Fig.3: Manufacturing area</p> 	<p>Fig.4: ETP set up</p> 
<p>Fig.5: Dual Media Filtration</p> 	<p>Fig.6: Sludge drying beds</p> 

Annexure – 18: M/s Kuchal Fashions Pvt. Ltd.

INDUSTRY INSPECTION FORMAT (Textile)**A. General section****Date of inspection: 12.08.2024**

1.	Name of the unit with complete postal address:	M/s Kuchal Fashions Pvt. Ltd., Plot No. 331, HSIIDC, Barhi, Dist. Sonapat, Haryana
2.	Spatial Co-ordinates (Latitude & longitude) in Decimal format only	Latitude: Longitude:
3.	Name of Contact person with designation Phone & Email:	Mr. Vaibhav Aggarwal, Director 9871036913 vaibhav7524@gmail.com
4.	Industry Operational status	Operational

B. Consent section

(Attach valid copies, or if expired then attach recent expired copies along with copy of application)

5.	Consent	Yes/No/Applied	Validity (Period)
	Air /Water	Yes	30.09.2029
	Hazardous waste authorization	Yes	30.09.2024
	NOC from CGWA/other authority	No borewell, only supply from HSIIDC	

C. Production, Process and Infrastructure

Production details			
6.	Number of operational days in last three months	May – 24: 25; June – 24: 21; July – 24: 11 Total – 57 days	
7.	Operation schedule (Operation hours/day)	Avg. 08 hours/day	
8.	Type of industry	Textile industry – Red category	
	Natural fibres (N), Synthetic fibres (S), Blend (NS)	Cotton yarn	
	Pre-treatment (Pt), Dyeing (D), Printing (Pr), Finishing (F), Garment washing (GW)	Pre-treatment & Dyeing of grey cotton yarn	
	Batch process (B), Continuous process (C)	Batch process	
9.	Product manufactured (dyed yarn/dyed fabric/garments/denim)	Dyed cotton yarn	
10.	Consumption of utility, water and raw materials per kg of material processed		
		As per consent	Average of last three months, as per data provided by unit
	Production in (Kg/ Sq. meter/ nos.)	0.1 MT/day i.e. 100 kg/day	May – 24: 590 kg; June – 24: 483 kg July – 24: 245 kg Total – 1318 kg Avg. – 23.12 kg/day

	Steam (MT)	0.3 TPH	Estimated @ 15% of process water consumption = 0.15 x 3.93 = 0.59 KLD		
	Water (KL)	20 KLD effluent	3.24 KLD effluent discharge (actual) Estimated freshwater consumption in process = 3.93 KLD or 3930 ltr./day		
	Raw material (dyes & chemicals)	Yarn – 01 MT/day Chemical dyes – 0.01 MT/day	Yarn – 23.54 kg/day		
			Chemicals		
			Production chemicals (kg/day)	ETP chemicals (kg/day)	
			Dye – 0.186	Ferrous – 4.15	
			Acetic acid – 0.23	Lime – 3.33	
			Soda ash – 4	Poly – 0.37	
			Wetting agent – 0.23		
			Salt – 5.9		
	Fixer – 0.11				
	Softener – 0.05				
11.	Process details				
	Pretreatment	Desizing, Washing			
	Dyeing	Yes			
	Printing	No printing			
	Finishing	Softener			
	Garment washing	Not applicable			
12.	Details of wet processing machinery (Nos. & Capacity)		05 nos. of machines As informed by plant supervisor during visit, the machinery details are mentioned below:		
			Machine no.	Yarn loading Capacity	Water loading Capacity
			1	02 kg	06 Ltr.
			2	05 kg	15 Ltr.
			3	10 kg	30 Ltr.
			4	20 kg	60 Ltr.
			5	40 kg	120 Ltr.
13.	MLR of process machinery		1:3		
14.	Fresh Water consumption No separate flow meter for domestic & industrial consumption Common meter installed on HSIIDC water supply line for domestic and industrial use				
	Sources of water	Totalizer reading (m³)	Water consumption (KL) (Total of last three months)	Average water consumption (in KLD)	Logbook maintained (Yes/No)
	Borewell	No borewell			

Municipal sources (HSI IDC supply)	5181.44 m ³	No data available HSI IDC water bill dated 12.03.2024 provided as a proof of freshwater supply source	No
Specific water consumption in KL/MT		169.98 KL/MT	

D. Effluent management and disposal

15.	Flowmeters details	Availability (Yes/No)	Instant & Totalizer Reading
	Flow at inlet	Yes	0.5 m ³ /hr; 000924.116 m ³
	Flow at outlet	Yes	0.6 m ³ /hr; 000910.597 m ³
	Recycling points	Partial recycling of treated effluent, no flow meter installed on recycling line	
16.	Effluent generation (KLD)	Estimated considering 15 % loss of freshwater in process = 3.93 KLD – (15 % of 3.93 KLD) = 3.34 KLD	
17.	Specific effluent generation (KL/MT of product)	144.46 KL/MT	
18.	Effluent disposal (KLD)	3.24 KLD	
19.	Specific effluent Disposal (KL/MT of product)	140.14 KL/ MT	
20.	Recycled water consumption (Avg. in KLD)	Unit has recently made provision for partial recycling of treated effluent, no flow meter installed on recycling line	
21.	Specific recycled water consumption (KL/MT of product)		
Primary Effluent Treatment Plant (PETP)			
22.	PETP status: Operational		
23.	Installed capacity (KLD): 25 KLD (as informed by unit representative) Utilized capacity (KLD): 3.5 KLD		
24.	PETP consists of: (flow diagram) Raw effluent collection tank → Chemical mixing tank → Reaction tank → Tube settler → Filtration units → Softener → Outlet <i>Remark: The existing PETP can reduce BOD upto 50%, COD upto 60% & TDS upto 25% only.</i>		
25.	Losses in PETP (%)	No losses as per the data	
26.	Name of chemicals consumed at ETP along with quantity (kg/day)	Lime	3.33 kg/day
		Ferrous	4.15 kg/day
		Polyelectrolyte	0.37 kg/day
		Total	7.85 kg/day
27.	Effluent disposal point	HSI IDC sewer line	
28.	Bypass arrangement for discharge of untreated effluent	Not found	

29.	Status of CETP membership	Yes		
30.	Status of storm water management	HSI IDC storm water channel		
31.	Effluent characteristics: as per analysis report of consented parameter			
	Parameter	PETP inlet	PETP outlet	Prescribed discharge norms
	pH	8.53	7.81	6.0-9.0
	BOD (mg/l)	210	08	500
	COD (mg/l)	980	40	1400
	TSS (mg/l)	670	16	1500
	TDS (mg/l)	1150	1320	2100
	Oil & Grease (mg/l)	19.6	BDL	15
	Colour	Greenish	Colorless	-
	NH ₃ -N (mg/l)	23.52	4.48	-
	Total Cr (mg/l)	4.02	0.61	-
	Sulphide (mg/l)	7.2	0.8	-
	SAR	52.91	17.86	-
	Phenolic compound	2.17	BDL	-
	<ul style="list-style-type: none"> High reduction in pollution parameters indicating dilution with freshwater in PETP at different stages Inlet BOD is too much lower against typical range of 700-1000 mg/l, indicating dilution at PETP inlet <p>Non-Complying (Dilution)</p>			
32.	Sludge management & disposal			
	Mechanical system details (centrifuge/decanter etc.)	No mechanical system, stored in Sludge drying beds		
	Sludge drying beds	Total Nos: 03		
	Average quantity of sludge generated (Kg/day)	0.74 kg/day, as per the data provided by the unit		
	Estimated sludge generation	$= (\text{Inlet TSS load} - \text{Outlet TSS load}) + 10\% \text{ of ETP chemical consumption}$ $= (2.24 - 0.05) + 0.785$ $= 2.94 \text{ kg/day}$		
33.	Separate Energy meter installed for PETP	Yes; 06150 kWh		
	Average Electric Consumption at PETP (KWh/day)	6.84 kWh/day		

E. Hazardous waste section

34.	Hazardous waste management	
	Authorization status	Valid upto 30.09.2026
	Copy of agreement with recyclers/TSDF	Agreement with TSDF i.e. M/s Gujarat Enviro Protection And Infrastructure (Haryana) Pvt. Ltd, on date 14.07.2029 having

		validity upto 05 years for disposal of hazardous waste (ETP sludge) @ 0.6 MT/annum
	Hazardous waste generated (kg/d)	ETP sludge generation @ 0.73 kg/day (as per data provided for duration 01.05.2024 – 31.07.2024) As per agreement: 1 MT per annum ETP sludge disposal as per Form 10 dated 19.02.2024: 0.25 MT Form 10 dated 04.03.2024: 0.30 MT

F. Fuel consumption in boiler & ash management

35.	Boiler capacity	200 kg/hr																					
36.	Stack height	16 meters																					
37.	Type & quantity of fuel used as per consent	LPG/briquettes fired boiler @ 200 kg/day																					
38.	APCD installed																						
39.	Actual Fuel consumption (mention units)	<table border="1"> <thead> <tr> <th>Month</th> <th>LPG</th> <th>Briquettes</th> </tr> </thead> <tbody> <tr> <td>May-24</td> <td>130</td> <td>664</td> </tr> <tr> <td>June-24</td> <td>92</td> <td>690</td> </tr> <tr> <td>July-24</td> <td>121</td> <td>0</td> </tr> <tr> <td>Total (kg)</td> <td>343</td> <td>1354</td> </tr> <tr> <td>Avg. (kg/day)</td> <td>6.01</td> <td>23.75</td> </tr> <tr> <td colspan="3">Overall avg.: 29.77 kg/day</td> </tr> </tbody> </table>	Month	LPG	Briquettes	May-24	130	664	June-24	92	690	July-24	121	0	Total (kg)	343	1354	Avg. (kg/day)	6.01	23.75	Overall avg.: 29.77 kg/day		
Month	LPG	Briquettes																					
May-24	130	664																					
June-24	92	690																					
July-24	121	0																					
Total (kg)	343	1354																					
Avg. (kg/day)	6.01	23.75																					
Overall avg.: 29.77 kg/day																							
40.	Estimated ash generation @12 % off briquettes	2.85 kg/day																					
41.	Ash management	Collected in bags and provided to the contractor of HSIIDC for landfilling in low-lying areas																					
42.	Remark on ash disposal	No record maintained																					

G. Key issues

a.	Specific fresh water consumption is too much higher against the std. for specific quality (Approx. 50 KL/MT), indicating that either fresh water consumption logbook is not properly/correctly maintained or actual production is higher than the reported production.
b.	Inlet BOD is too much lower against typical range of 700-1000 mg/l, indicating dilution at PETP inlet.
c.	With existing treatment scheme, such a high reduction in pollution parameters indicates dilution with freshwater in PETP at different stages.

H. Overall Compliance status: Non-Complying (Dilution)

Photographs taken during visit



Photo 1: Entrance gate of the unit



Photo 2: Manufacturing process area



Photo 3: PETP inlet line flow meter



Photo 4: PETP chemical reaction tank and Tube settler



Photo 5: Carbon filter and Resin filter



Photo 6: PETP outlet



Photo 7: PETP outlet flow meter



Photo 8: PETP energy meter



Photo 9: Chemical dosing system



Photo 10: Sludge drying beds



Photo 11: HSIIDC water supply line with flow meter



Photo 12: Boiler

Annexure – 19: M/s Sanjeev Enterprises

INDUSTRY INSPECTION FORMAT (Textile)**A. General section****Date of inspection: 12/08/2024**

1.	Name of the unit with complete postal address:	M/s Sanjeev Enterprises, Plot no. 111, Phase-I, HSIIDC, Barhi
2.	Spatial Co-ordinates (Latitude & longitude) in Decimal format only	29.103665, 77.046055
3.	Name of Contact person with designation Phone & Email:	Sh. Sanjay Sharma, Supervisor Ph. No. 8295035988
4.	Industry Operational status	Operational

B. Consent section

(Attach valid copies, or if expired then attach recent expired copies along with copy of application)

5.	Consent	Yes/No/Applied	Validity (Period)
	Air /Water	Yes	30/09/2026
	Hazardous waste authorization	No	Not applicable
	NOC from CGWA/other authority	No	Not applicable

C. Production, Process and Infrastructure

Production details				
6.	Number of operational days in last three months	Information not provided		
7.	Operation schedule (Operation hours/day)	Day shift		
8.	Type of industry I. Natural fibres (N), Synthetic fibres (S), Blend (NS) II. Pre-treatment (Pt), Dyeing (D), Printing (Pr), Finishing (F), Garment washing (GW) III. Batch process (B), Continuous process (C)	I	II	III
		N	D	B
9.	Product manufactured (dyed yarn/dyed fabric/garments/denim)	Dyed yarn		
10.	Consumption of utility, water and raw materials per kg of material processed			
		As per consent	Average (last three months)	
	Production in (Kg/ Sq. meter/ nos.)	0.6 MT/d	0.25 MT/d (as informed by unit representative)	

	Steam (MT)	Not mentioned	2.1 MT/d
	Water (KL)	Not mentioned	Information not provided
	Raw material (dyes & chemicals)	Yarn-600 Kgs/day and colour & chemicals-55 Kgs/day	Information not provided
11.	Process details		
	Pretreatment	No	
	Dyeing	Yes	
12.	Fresh Water consumption Availability of separate flow meter for domestic/process use: Yes		
	Sources of water	Totalizer reading (m³)	Water consumption (KL) (Total of last three months)
	Borewell	7574.334	471 KL (54 operational days)
	Municipal sources	5885.1	Logbook not maintained
	Specific water consumption in KL/MT	34.8 KL/MT (as per logbook)	
	Average water consumption (in KLD)	Logbook maintained (Yes/No)	
			8.7 KLD
			Could not be calculated
			Yes
			No

D. Effluent management and disposal

13.	Flowmeters details	Availability (Yes/No)	Totalizer Reading (m³)
	Flow at PETP inlet	Yes	6344.816
	Flow at PETP outlet	Yes	9616.815
	Recycling points	Not applicable	Not applicable
14.	Effluent generation (KLD)	12.9 KLD	
15.	Specific effluent generation (KL/MT of product)	51.6 KL/MT	
16.	Effluent disposal (KLD)	12.6 KLD	
17.	Specific effluent Disposal (KL/MT of product)	50.4 KL/MT	
18.	Recycled water consumption (Avg. in KLD)	Not applicable	
19.	Specific recycled water consumption (KL/MT of product)	Not applicable	
Primary Effluent Treatment Plant (PETP)			
20.	PETP status: Operational		

21.	Installed capacity (KLD): No information provided Utilized capacity (KLD): Not informed Remark: Consented trade effluent generation-30 KLD				
22.	PETP consists of: Screens → Clariflocculator → Tube Settler → PSF → ACF → Discharge into HSIIDC sewer line				
23.	Losses in PETP, %	2%			
24.	Name of chemicals consumed at PETP along with quantity (kg/day)	Lime	4.8 Kgs/day		
		Alum	1 Kgs/day		
		Polyelectrolyte	0.9 Kgs/day		
25.	Effluent disposal point	HSIIDC sewer line			
26.	Bypass arrangement for discharge of untreated effluent	Yes			
27.	Status of CETP membership	No information provided			
28.	Status of storm water management	HSIIDC storm water line (No rain water harvesting pit)			
29.	Effluent characteristics: as per analysis report of consented parameter				
	Parameter	PETP inlet	PETP outlet	Prescribed discharge norms	Compliance status <ul style="list-style-type: none"> High value of TDS at PETP outlet. Inlet BOD is too much lower against typical range of 700-1000 mg/l, indicating dilution at PETP inlet. Non-complying (discharge norms and dilution)
	pH	7.9	9.6	6.0-9.0	
	BOD (mg/l)	187	32	500	
	COD (mg/l)	613	160	1400	
	TSS (mg/l)	102	179	1500	
	TDS (mg/l)	1528	2904	2100	
	FDS (mg/l)	1164	2364	2100	
	Oil & Grease (mg/l)	-	BDL	15	
	NH ₃ -N (mg/l)	-	21	-	
	Sulphide (mg/l)	-	32	-	
	SAR	-	9	-	
	Phenolic compound	-	0.19	-	
30.	Sludge management & disposal				
	Mechanical system details (centrifuge/decanter etc.)	No			
	Sludge drying beds	Total Nos: 02			
	Average quantity of sludge generated (Kg/day)	4.6 Kgs/day			
31.	Separate Energy meter installed for PETP	Yes			

Average Consumption (KWh/day)	at	Electric PETP	6.7 KWh/day
-------------------------------	----	---------------	-------------

E. Hazardous waste section

32.	Hazardous waste management		
	Authorization status	Not provided	
	Copy of agreement with recyclers/TSDf	Unit has provided copy of Form 10 dated 08/10/2023 for collection of 0.964 MT of ETP sludge from unit by GEPIL	
	Hazardous waste generated (kg/d)	Information not provided	

F. Fuel/power consumption

33.	Boiler capacity	0.5 TPD
34.	Stack height	Information not provided
35.	APCD installed	Information not provided
36.	Type of fuel used	Biomass (briquettes)
37.	Fuel consumption (mention units)	Logbook of fuel consumption was not maintained
38.	Estimated ash generation (@ 12 % of biomass briquette)	Logbook of fuel consumption was not maintained
39.	Ash management	Land filling
40.	Remark on ash disposal	-

G. Major observations:

- Unit has not provided the Hazardous Waste Authorization obtained from HSPCB and No Objection Certificate (NOC) for groundwater abstraction obtained from CGWA/other authority.
- Effluent generation (51.6 KL/MT) & discharge (50.4 KL/MT) is higher than fresh water consumption (34.8 KL/MT), indicating that either fresh water consumption/effluent generation/effluent discharge logbook is not properly/correctly maintained or production is higher than the reported value.
- Inlet BOD (187 mg/l) is too much lower against typical range of 700-1000 mg/l, indicating dilution at PETP inlet.
- TDS (2904 mg/l) & FDS (2364 mg/l) at PETP outlet was higher than TDS (1528 mg/l) & FDS (1164 mg/l) found at PETP inlet which indicated uncontrolled chemical dosing at PETP.
- No record of effluent received at PETP inlet and fuel consumption in Boiler was maintained.
- Unit has provision of by-passing untreated/partially treated effluent at PETP Outlet.

H. Recommendations:

- Unit shall obtain Hazardous Waste Authorization obtained from HSPCB and No Objection Certificate (NOC) for groundwater abstraction obtained from CGWA/other authority.

2. Unit shall maintain record of effluent received at PETP inlet and fuel consumption in Boiler.
3. Unit shall dismantle the arrangement of dilution at different stages of PETP & arrangement of by-pass at PETP Outlet.

I. Overall compliance status: Non-complying (dilution)

Photographs

<p style="text-align: center;">Entrance gate</p> 	<p style="text-align: center;">Manufacturing process area</p> 
<p style="text-align: center;">Flow meter installed at HSIIDC supply line</p> 	<p style="text-align: center;">PETP</p> 
<p style="text-align: center;">Sludge drying beds</p> 	<p style="text-align: center;">PSF & ACF</p> 
<p style="text-align: center;">Flow meter installed at PETP inlet & outlet</p>	<p style="text-align: center;">By-pass arrangement at PETP Outlet</p>



Boiler



Energy meter installed at PETP



Annexure – 20: M/s VISCOT Industries

INDUSTRY INSPECTION FORMAT (Textile)**A. General section**

Date of inspection: 07/08/2024

1.	Name of the unit with complete postal address:	M/s VISCOT Industries Pvt. Ltd., Plot no. 19, HSIIDC, Barhi
2.	Spatial Co-ordinates (Latitude & longitude) in Decimal format only	29.104223, 77.048056
3.	Name of Contact person with designation Phone & Email:	Sh. Sumeer Tandon, Director, Ph. No. 9810035036 Email: standon@smfilaments.com
4.	Industry Operational status	Operational

B. Consent section

(Attach valid copies, or if expired then attach recent expired copies along with copy of application)

5.	Consent	Yes/No/Applied	Validity (Period)
	Air /Water	Yes	Valid up to 30/09/2025
	Hazardous waste authorization	Yes	Valid up to 30/09/2025
	NOC from CGWA/other authority	Applied for renewal	Expired on 13/05/2024

C. Production, Process and Infrastructure

Production details			
6.	Number of operational days in last three months	72 days TFO (Two-for-one) 51 days dyeing	
7.	Operation schedule (Operation hours/day)	Day shift	
8.	Type of industry I. Natural fibres (N), Synthetic fibres (S), Blend (NS) II. Pre-treatment (Pt), Dyeing (D), Printing (Pr), Finishing (F), Garment washing (GW) III. Batch process (B), Continuous process (C)	I	II
		N-85% S-15%	Pt and D
9.	Product manufactured (dyed yarn/dyed fabric/garments/denim)	Dyeing and processing of cotton & viscose yarn	
10.	GSM of product (for fabric/ denim/ garment etc.)	Not applicable	
11.	Consumption of utility, water and raw materials per kg of material processed		
		As per consent	Average (last three months)
	Production (in Kg or MT/day)	0.6 MT/day	1. 292 Kg/day or 0.29 MTD (72 days TFO) 2. 411.7 Kg/day or 0.41 MTD (51 days dyeing)
Steam (MT)	-	0.7 MT/d	

	Water (KL)	-	555.279 KL = 10.88 KL/day		
	Raw material (dyes & chemicals)	Acid-1 Kg/d; Salt-2.5 Kgs/d Soda ash-1.5 Kg/d; Colour-6.5 Kg/d; Yarn-600 Kg/d	Chemical: 8-10 Kg/d Dye: 6-12 Kg/d		
12.	Process details				
	Pretreatment	Washing & scouring			
	Dyeing	Yes			
13.	Details of wet processing machinery (Nos. & Capacity):				
	S. no.	Type of machinery	Quantity (Nos.)	Capacity	Process
	1.	Dyeing Machinery	8	430 Kgs/Lot	Dyeing
	2.		1	200 Kgs/Lot	
	3.		1	100 Kgs/Lot	
	4.		1	40 Kgs/Lot	
	5.		1	30 Kgs/Lot	
	6.		2	20 Kgs/Lot	
	7.		2	10 Kgs/Lot	
14.	Fresh Water consumption: Availability of separate flow meter for domestic/process use: No				
	Sources of water	Totalizer reading (m³)	Water consumption (KL) (Total of last three months)	Average water consumption (in KLD)	Logbook maintained (Yes/No)
	Borewell	3886.688 m ³	555.279 KL	10.88 KLD	Yes
	Specific water consumption in KL/MT		26.53 KL/MT		

D. Effluent management and disposal

15.	Flowmeters details	Availability (Yes/No)	Totalizer Reading (m³)
	Flow at PETP inlet	Yes	4043.125
	Flow at PETP outlet	Yes	18701.924
	Recycling points	Not applicable	Not applicable
16.	Effluent generation (KLD)	554.177 KL (logbook data from 04/05/2024 to 08/08/2024); 10.86 KLD (51 days dyeing)	
17.	Specific effluent generation (KL/MT of product)	26.48 KL/MT	
18.	Effluent disposal (KLD)	554.098 KL (logbook data from 04/05/2024 to 08/08/2024); 10.86 KLD (51 days dyeing)	
19.	Specific effluent Disposal	25.68 KL/MT of product	
20.	Recycled water consumption (Avg. in KLD)	Not applicable	
21.	Specific recycled water consumption	Not applicable	

	(KL/MT of product)				
Primary Effluent Treatment Plant (PETP)					
22.	PETP status: Operational				
23.	Installed capacity (KLD): 55 KLD Utilized capacity (KLD): 12.5 KLD				
24.	PETP consists of: Screen → Flash Mixer (dosing of lime, polyelectrolyte and ferrous sulphate) → Clariflocculator → Filter Feed Tank → PSF → ACF → Discharge				
25.	Losses in PETP, %	0.01% (against typical 2%)			
26.	Name of chemicals consumed at PETP along with quantity (kg/day)	Lime	1 Kg/d		
		Ferrous Sulphate	25.6 Kg/d		
		Polyelectrolyte	1 Kg/d		
27.	Effluent disposal point	HSI IDC sewer line			
28.	Bypass arrangement for discharge of untreated effluent	Yes			
29.	Status of CETP membership	Unit provided invoice dated 07/05/2024 & 02/07/2024 for CETP membership charges			
30.	Status of storm water management	No rain water harvesting structure HSI IDC storm water line			
31.	Effluent characteristics: as per analysis report of consented parameters				
	Parameter	PETP inlet	PETP outlet	Prescribed discharge norms	Compliance status
	Colour (Hazen)	BDL	BDL	-	<ul style="list-style-type: none"> • High reduction in pollution parameters indicating dilution with freshwater in PETP at different stages • Inlet BOD is too much lower against typical range of 700-1000 mg/l, indicating dilution at PETP inlet. <p>Non-complying (dilution)</p>
	pH	9.1	8.3	6.0-9.0	
	BOD (mg/l)	57	2	500	
	COD (mg/l)	438	12	1400	
	TSS (mg/l)	126	34	1500	
	TDS (mg/l)	3752	1140	2100	
	Oil & Grease (mg/l)	-	BDL	15	
	NH ₃ -N (mg/l)	-	2	-	
32.	Sludge management & disposal				
	Mechanical system details (centrifuge/decanter etc.)	No			
	Sludge drying beds	Total Nos.: 03			
	Average quantity of sludge generated (Kg/day)	7.3 Kg/d			
	Estimated sludge generation	3.8 Kg/d			
33.	Separate Energy meter installed for PETP	Yes			
	Average Electric Consumption at PETP (KWh/day)	40.44 KWh/day			

E. Hazardous waste section

34.	Hazardous waste management	
	Authorization status	Valid
	Copy of agreement with recyclers/TSDF	Agreement with Gujarat Enviro-Protection and Infrastructure (Haryana) Pvt. Limited (GEPIL)

		Unit has provided copy of Form 10 dated 29/08/2023 for collection of 2.442 MT of ETP sludge from unit by GEPIL
	Hazardous waste generated (kg/d)	6-7 Kgs/day (PETP Sludge)

F. Fuel/power consumption

35.	Boiler capacity	1 Ton/Day
36.	Stack height	Not applicable
37.	APCD installed	Not applicable
38.	Type of fuel used	Liquefied Petroleum Gas
39.	Fuel consumption (mention units)	40 Kgs/Day
40.	Estimated ash generation (@ 12 % of biomass briquette)	Not applicable
41.	Ash management	Not applicable
42.	Remark on ash disposal	No ash generation as unit was using Liquefied Petroleum Gas as fuel.

G. Major observations:

1. Unit was found complying w.r.t. consented discharge norms and CETP inlet water quality standards prescribed by HSPCB.
2. Specific fresh water consumption (26.53 KL/MT) is too much lower against the standard for specific quality (approx. 50 KL/MT), indicating that fresh water consumption logbook is not properly/correctly maintained.
3. High reduction in pollution parameters indicating dilution with freshwater in PETP at different stages.
4. Inlet BOD (57 mg/l) is too much lower against typical range of 700-1000 mg/l, indicating dilution at PETP inlet.
5. Unit does not have any rain water harvesting structure.

H. Recommendations:

1. Unit shall properly maintain the record of freshwater consumption.
2. Unit shall dismantle the arrangement for dilution of freshwater in PETP at different stages.

I. Overall compliance status: Non-complying (dilution)**Photographs**

<p style="text-align: center;">Entrance gate</p> 	<p style="text-align: center;">Manufacturing process area</p> 
<p style="text-align: center;">Borewell flow meter</p> 	<p style="text-align: center;">PSF & ACF installed at PETP</p> 
<p style="text-align: center;">Sludge drying beds installed at PETP</p> 	<p style="text-align: center;">PETP inlet flow meter</p> 
<p style="text-align: center;">PETP outlet flow meter</p> 	<p style="text-align: center;">Boiler (Fuel- Liquefied Petroleum Gas)</p> 

Annexure – 21: M/s Tabi Creations Pvt. Ltd.

INDUSTRY INSPECTION FORMAT (Textile)**A. General section****Date of inspection: 07.08.2024**

1.	Name of the unit with complete postal address:	M/s Tabi Creations Pvt. Ltd., Plot No. 540, Phase-II, Barhi, Sonipat, Haryana
2.	Spatial Co-ordinates (Latitude & longitude) in Decimal format only	29.112026, 77.037814
3.	Name of Contact person with designation Phone & Email:	Mr. Krishna Lal Harjai, Director-9810021708 Ravi Nath Rai, Processing Head 9354917197 tabicreations@gmail.com
4.	Industry Operational status	Operational

B. Consent section

5.	Consent	Yes/No/Applied	Validity (Period)
	Air /Water	Yes	30.09.2027
	Hazardous waste authorization	Yes	30.09.2027
	NOC from Haryana Water Resources Authority (HWRA)	Applied on 15.03.2024	Previous NOC valid upto 29.12.2023

C. Production, Process and Infrastructure

Production details			
6.	Number of operational days in last three months	47 days	
7.	Operation schedule (Operation hours/day)	8 hours/day	
8.	Type of industry I. Natural fibres (N), Synthetic fibres (S), Blend (NS) II. Pre-treatment (Pt), Dyeing (D), Printing (Pr), Finishing (F), Garment washing (GW) III. Batch process (B), Continuous process (C)	I N & S	II Pt, D
			III B
9.	Product manufactured (dyed yarn/dyed fabric/garments/denim)	Dyed yarn	
10.	GSM of product (for fabric/ denim/ garment etc.)	NA	
11.	Consumption of utility, water and raw materials per kg of material processed		

		As per consent	Average (As per provided logbook by the unit from June-24 to 6 th Aug-24)																																	
	Production in (Kg/ Sq. meter/ nos.)	Yarn dyeing-4 MT/day	Dyed Polyester Yarn-779.68 kg/day, Dyed Cotton Yarn- 1917.55 kg/day Total- 2.7 MT/day																																	
	Steam (MT)	2 Ton/hr	10.8 T/day																																	
	Water (KL)	253 KLD (as per previous NOC)	124.02 KLD																																	
	Raw material (dyes & chemicals)	Cotton/Polyste r-4 MT/day	Polyester Yarn-1038.51 kg/day, Cotton Yarn- 2197.13 kg/day																																	
12.	Process details																																			
	Pretreatment	Yes																																		
	Dyeing	Yes																																		
	Printing	No																																		
	Finishing	NA																																		
	Yarn washing	Yes																																		
13.	Details of wet processing machinery (Nos. & Capacity)	Dyeing machine: 12 Nos. <table border="1"> <thead> <tr> <th>Capacity (kg)</th> <th>Quantity</th> <th>Total loading capacity (kg)</th> </tr> </thead> <tbody> <tr> <td>2</td> <td>2</td> <td>4</td> </tr> <tr> <td>5</td> <td>1</td> <td>5</td> </tr> <tr> <td>10</td> <td>2</td> <td>20</td> </tr> <tr> <td>25</td> <td>1</td> <td>25</td> </tr> <tr> <td>50</td> <td>1</td> <td>50</td> </tr> <tr> <td>100</td> <td>1</td> <td>100</td> </tr> <tr> <td>200</td> <td>1</td> <td>200</td> </tr> <tr> <td>300</td> <td>1</td> <td>300</td> </tr> <tr> <td>500</td> <td>1</td> <td>500</td> </tr> <tr> <td>800</td> <td>1</td> <td>800</td> </tr> </tbody> </table> Hydro machine-2 Nos. of 1000 kg each RF Dryer-2 Nos. of 2000 kg each		Capacity (kg)	Quantity	Total loading capacity (kg)	2	2	4	5	1	5	10	2	20	25	1	25	50	1	50	100	1	100	200	1	200	300	1	300	500	1	500	800	1	800
Capacity (kg)	Quantity	Total loading capacity (kg)																																		
2	2	4																																		
5	1	5																																		
10	2	20																																		
25	1	25																																		
50	1	50																																		
100	1	100																																		
200	1	200																																		
300	1	300																																		
500	1	500																																		
800	1	800																																		
14.	MLR of process machinery	1:5																																		
15.	Fresh Water consumption Availability of separate flow meter for domestic/process use: No																																			

Sources of water	Water consumption (KL) (As per provided logbook by the unit from June-24 to 6 th Aug-24)	Average water consumption (in KLD)	Logbook maintained (Yes/No)
Borewell 1	5829 KL	87 KLD	Yes
Specific water consumption in KL/MT	45.98 KL/MT of production		

D. Effluent management and disposal

16.	Flowmeters details	Availability (Yes/No)	Totalizer Reading (m ³ /hr.)
	Flow at PETP inlet	Yes	36815.065 m ³ (1.7 m ³ /hr)
	Flow at PETP outlet	Yes	8064.565 m ³ (7.33 m ³ /hr)
	Recycling points	Unit is not recycling PETP treated water in the mfg. operations, as informed	
17.	Effluent generation (KLD)	75.47 KLD (As per provided logbook by the unit from June-24 to 6 th Aug-24)	
18.	Specific effluent generation (KL/MT of product)	27.98 KL/MT of production	
19.	Effluent disposal (KLD)	72.32 KLD (As per provided logbook by the unit from June-24 to 6 th Aug-24)	
20.	Specific effluent Disposal (KL/MT of product)	26.81 KL/MT of production	
21.	Recycled water consumption (Avg. in KLD)	No recycling	
22.	Specific recycled water consumption (KL/MT of product)		
Primary Effluent Treatment Plant (PETP)			
23.	PETP status: Operational		
24.	Installed capacity (KLD): 80 KLD (Existing) + 120 KLD (New) (as informed) Utilized capacity (KLD): 53 KLD		
25.	PETP consists of: (flow diagram) Existing: Collection tank → Chemical dosing → Flash mixer → Tube settler → MGF → ACF → Treated water tank → CETP through CETP conveyance line New: Collection tank → Chemical dosing → Settling tank → tube settler → ACF → MGF → Treated water tank → CETP through CETP conveyance line		
26.	Losses in PETP, %	4.17 %	
27.		Lime	7.53 kg/day

	Name of chemicals consumed at PETP along with quantity (kg/day)	Ferrous	6.66 kg/day		
		Polyelectrolyte	0.18 kg/day		
28.	Effluent disposal point	HSI IDC sewer line			
29.	Bypass arrangement for discharge of untreated effluent	No			
30.	Status of CETP membership	Valid			
31.	Status of storm water management	HSI IDC storm water line			
32.	Effluent characteristics: as per analysis report of consented parameter				
	Parameter	PETP inlet	PETP outlet	Prescribed discharge norms	Compliance status
	pH	7	7.6	6.0-9.0	<ul style="list-style-type: none"> BOD removal-97.6% & COD removal- 92.1 % is not possible with the existing treatment system installed by the unit (i.e., without any biological treatment), indicating dilution with fresh water in PETP in PETP at different stages BOD at PETP inlet is too much lower against typical range of 500-800 mg/l, indicating dilution at PETP inlet Non-complying (dilution)
	BOD (mg/l)	249	6	500	
	COD (mg/l)	368	29	1400	
	TSS (mg/l)	109	20	1500	
	TDS (mg/l)	1952	812	2100	
	Oil & Grease (mg/l)	-	BDL	15	
	Color (Hazen)	BDL	BDL	-	
	NH3-N (mg/l)	-	BDL	-	
	Total Cr (mg/l)	-	BDL	-	
	Sulphide (mg/l)	-	4	-	
	SAR	16	5	-	
33.	Sludge management & disposal				
	Mechanical system details (centrifuge/decanter etc.)	Filter press-1 no.			
	Sludge drying beds	Total Nos: No			
	Average quantity of sludge generated (Kg/day)	5.23 kg/day (As per provided logbook by the unit from June-24 to 6 th Aug-24)			
	Estimated sludge generation	6.72 kg/day + 1.44 kg chemical sludge = total 8.16 kg/day			
34.	Separate Energy meter installed for PETP	Yes			

Average Electric Consumption at PETP (KWh/day)	7.43 KWh/day (As per provided logbook by the unit from June-24 to 6 th Aug-24)
--	---

E. Hazardous waste section

35.	Hazardous waste management											
	Copy of agreement with recyclers/TSDF	Valid upto 19.08.2024										
	Hazardous waste generated (kg/d)	<p>PETP sludge-5.23 kg/day (As per provided logbook by the unit from June-24 to 6th Aug-24)</p> <p>Details of PETP Sludge disposal (as per form 10):</p> <table border="1"> <thead> <tr> <th>Date</th> <th>Quantity disposed</th> </tr> </thead> <tbody> <tr> <td>24.03.2023</td> <td>0.465 MT</td> </tr> <tr> <td>10.04.2024</td> <td>1.040 MT</td> </tr> <tr> <td>03.08.2024</td> <td>0.400 MT</td> </tr> <tr> <td>Total</td> <td>1.905 MT</td> </tr> </tbody> </table> <p>3.51 kg/day as per Form 10</p>	Date	Quantity disposed	24.03.2023	0.465 MT	10.04.2024	1.040 MT	03.08.2024	0.400 MT	Total	1.905 MT
Date	Quantity disposed											
24.03.2023	0.465 MT											
10.04.2024	1.040 MT											
03.08.2024	0.400 MT											
Total	1.905 MT											

F. Fuel/power consumption

36.	Boiler capacity	2 Ton/hr
37.	Stack height	30 meters
38.	APCD installed	Multi cyclone + Wet scrubber
39.	Type of fuel used	Briquettes
40.	Fuel consumption (mention units)	401.17 kg/day (As per provided logbook by the unit from June-24 to 6 th Aug-24)
41.	Estimated ash generation (@ 12 % of biomass briquette)	48.14 kg/day
42.	Ash management	As informed by the unit representative, generated boiler ash is being sold out to a contractor, who uses the ash to fill low lying areas. However, no agreement has been done with the contractor.
43.	Remark on ash disposal	Logbook for ash generation/disposal not maintained. Unscientific disposal of fly ash cannot be ruled out.
44.	<p>Observations:</p> <ol style="list-style-type: none"> 1. The unit has one PETP of 80 KLD capacity, which was found operational during visit. 2. One new PETP of 120 KLD capacity (as informed) comprising of collection tank, chemical dosing, settling tank, tube settler, ACF, MGF and treated water tank was found installed and empty during visit. As informed, this PETP will soon be operational and will be taken in use. 3. As informed by the unit representative, generated boiler ash is being sold out to a contractor, however no agreement has been don with the contractor. 4. The unit is not maintaining record for fresh water consumption through municipal source i.e., HSIIDC fresh water supply line and for ash generation as well as disposal. 	

	<p>5. Specific fresh water consumption i.e., 45.98 KL/MT of production is too much lower against std. for specific quality (80-85 KL/MT) & specific effluent generation i.e., 27.98 KL/MT of production is also very low, indicating that fresh water consumption/effluent generation logbook is not properly/correctly maintained.</p> <p>6. As per the analysis result of sample collected from PETP inlet and final PETP outlet/final discharge point to CETP sewer, high reduction in pollution parameters is observed i.e., 97.6 % reduction in BOD and 92.1 % reduction in COD is not possible with the existing treatment scheme without biological treatment installed by the unit, hence indicating dilution with freshwater in PETP at different stages.</p> <p>7. As per the analysis result of sample collected from PETP inlet, BOD value found too much lower i.e., 249 mg/l against typical range of 500-800 mg/l, indicating dilution at PETP inlet.</p> <p>8. The unit has provided a collection tank after filtration unit of PETP and from there the effluent is sent to CETP through a pipeline, hence dilution with fresh water in this collection tank is suspected.</p>
45.	<p>Based on the inspection, following points are recommended:</p> <ol style="list-style-type: none"> 1. Maintain record for fresh water consumption through municipal source i.e., HSIIDC fresh water supply line on daily basis 2. Maintain record for ash generation & disposal on daily basis and ensure scientific disposal of the same. 3. Make provision to directly discharge the filtered effluent in to HSIIDC line, to rule out possibility of dilution. 4. Operate PETP in such a way to comply with prescribed discharge norms.
46.	<p>Compliance Status: Non-Complying (dilution)</p>
47.	<p>Inspection team details:</p>

Photographs

Fig.1: Entrance gate



Fig.2: Manufacturing process area



Fig.3: PETP - chemical dosing & Tube settler



Fig.4: PETP inlet flow meter



Fig.5: PETP outlet flow meter



Annexure –22: M/s Shree Sidhi Vinayak Texcolors Pvt. Ltd.

INDUSTRY INSPECTION FORMAT (Textile)**A. General section****Date of inspection:14.08.2024**

1.	Name of the unit with complete postal address:	Shree Sidhi Vinayak Texcolors Pvt. Ltd., P.N. 495, HSIIDC, Phase-II, Barhi, Dist. Sonapat, Haryana
2.	Spatial Co-ordinates (Latitude & longitude) in Decimal format only	29.110169, 77.043877
3.	Name of Contact person with designation Phone & Email:	Hitesh Kakwani, Director 9810277444 hitesh.kakwani@ssvtgroup.com
4.	Industry Operational status	Operational

B. Consent section

(Attach valid copies, or if expired then attach recent expired copies along with copy of application)

5.	Consent	Yes/No/Applied	Validity (Period)
	Air /Water	Yes	01.10.2022 to 30.09.2027
	Hazardous waste authorization	Yes	01.10.2022 to 30.09.2027
	NOC from CGWA/other authority	Applied on 29.04.2024	09.06.2023 to 09.06.2024

C. Production, Process and Infrastructure

Production details				
6.	Number of operational days in last three months	38 days (July to August, 2024)		
7.	Operation schedule (Operation hours/day)	6 days in a week (8-10 hrs/day)		
8.	Type of industry I. Natural fibres (N), Synthetic fibres (S), Blend (NS) II. Pre-treatment (Pt), Dyeing (D), Printing (Pr), Finishing (F), Garment washing (GW) III. Batch process (B), Continuous process (C)	I	II	III
		Natural & Synthetic	Semi bleach & wash + softener Dyeing Knitting	Batch process
9.	Product manufactured (dyed yarn/dyed fabric/garments/denim)	Dyed Yarn		

10.	GSM of product (for fabric/ denim/ garment etc.)		-		
11.	Consumption of utility, water and raw materials per kg of material processed				
		As per consent		Average (last three months)	
	Production in (Kg/ Sq. meter/ nos.)	2 Ton/day, however unit provided email and letter dated 28.06.2023 & 12.07.2024 forwarded to HSPCB regarding error in consent w.r.t. to consented capacity which should be 6 TPD		5.5 ton/day	
	Steam (MT)	33.6 MT			
	Water (KL)	423 KLD as per NOC		346.68 KL	
	Raw material (dyes & chemicals)	725 Kg/day		Details attached	
12.	Process details				
	Pretreatment	Soft winding, Semi bleach			
	Dyeing	Dyeing, wash, softner,			
	Printing	-			
	Finishing	Post Winding			
	Garment washing	-			
13.	Details of wet processing machinery (Nos. & Capacity)		18 nos. machine-details attached, 3 Hydro, RF-Dryer-3 nos.		
14.	MLR of process machinery				
15.	Fresh Water consumption				
	Availability of separate flow meter for domestic/process use:				
	Sources of water	Totalizer reading (m³)	Water consumption (KL) (Total of last three months)	Average water consumption (in KLD)	Logbook maintained (Yes/No)
	Borewell 1	836488.792	13,173	346.68	Yes
	Municipal sources HSI IDC	-	-	-	-
Specific water consumption in KL/MT		63.02 KL/MT Efficiency varies between high to low in respect of raw material used			

D. Effluent management and disposal

	Flowmeters details	Availability	Totalizer Reading (m³.)
--	---------------------------	---------------------	---

16.		(Yes/No)			
	Flow at inlet	Yes		257130.69	
	Flow at outlet	Yes		129348.94	
	Recycling points	Yes		-	
17.	Effluent generation (KLD)	310.85			
18.	Specific effluent generation (KL/MT of product)	56.51 KL/MT			
19.	Effluent disposal (KLD)	287.16			
20.	Specific effluent Disposal (KL/MT of product)	52.21 KL/MT			
21.	Recycled water consumption (Avg. in KLD)	17.2 KLD (July month)			
22.	Specific recycled water consumption (KL/MT of product)	2.9			
Effluent treatment plant (PETP)					
23.	PETP status: Operational				
24.	Installed capacity (KLD): 400 KLD Utilized capacity (KLD): 310.85 KLD				
25.	PETP consists of: Inlet direct to Equalization tank with diffused aeration, Chemical mixing tanks, Chemical reaction tank, Tube settler, Biological/Aeration tank cum settling tank 2 nos, Sand Filter, Carbon Filter and Press filter,				
26.	Losses in PETP, %	7.62 %			
27.	Name of chemicals consumed at PETP along with quantity (kg/day)	Lime	56.26 kg/day		
		ferrous	37.23 kg/day		
		Polyelectrolyte	5.97 kg/day		
		Color removal	6.6 kg/day		
28.	Effluent disposal point	HSI IDC sewer line leading to CETP			
29.	Bypass arrangement for discharge of untreated effluent	Not observed			
30.	Status of CETP membership	Yes			
31.	Status of storm water management	HSI IDC storm water line			
Effluent characteristics: as per analysis report of consented parameter					
	Parameter	PETP inlet	PETP outlet	Prescribed discharge norms	Compliance Status
	pH	8.9	9.4	6.0-9.0	<ul style="list-style-type: none"> Unit has biological treatment in PETP High reduction in pollution parameter (TDS) indicating
	BOD (mg/l)	602	29	500	
	COD (mg/l)	1256	71	1400	
	TSS (mg/l)	155	20	1500	

	TDS (mg/l)	4612	1632	2100	dilution with freshwater in PETP at different stages Non-Complying (Discharge norms & dilution)
	FDS (mg/l)	3700	1312	-	
	Oil & Grease (mg/l)	-	BDL	15	
	NH ₃ -N (mg/l)	-	4	-	
	Total Cr (mg/l)	-	BDL	-	
	Sulphides (mg/l)	-	22	-	
	SAR	-	18	-	
	Phenolic compound	-	0.13	-	
32.	Sludge management & disposal				
	Mechanical system details (centrifuge/decanter etc.)			Decanter (filter Press)	
	Average quantity of sludge generated (Kg/day)			71.18 kg/day	
	Estimated sludge generation			51.91 kg/day	
33.	Separate Energy meter installed for PETP			Yes	
	Average Electric Consumption at PETP (KWh/day)			390 KWh/day	

E. Hazardous waste section

34.	Hazardous waste management	
	Authorization status	Yes, valid up to 30/09/2027.
	Copy of agreement with recyclers/TSDF	Yes, agreement with GEPIL copy was provided
	Hazardous waste generated (kg/d)	71.18
Form-4 and 10 to be collected: Form 10 was provided		

F. Fuel/power consumption

35.	Boiler capacity	4 tons
36.	Stack height	30 m
37.	APCD installed	Wet scrubber
38.	Type of fuel used	Biomass (Briquettes)
39.	Fuel consumption (mention units)	5.37 TPD
40.	Estimated ash generation (@ 12 % of biomass briquette)	0.644 TPD
41.	Ash management	Yes

42.	Remark on ash disposal	Dispose to Vikas Bhatha Com. Ganaur dated 01.06.2024 (14.70 ton disposal), 16.06.2024 (14.30 ton disposal) & 30.06.2024 (15.70 ton disposal) copies were provided
<p>Observations:</p> <ul style="list-style-type: none"> Unit was found non-complying w.r.t. of discharge norms in terms of pH. High reduction in pollution parameter (TDS) indicating dilution with freshwater in PETP at different stages Unit has biological treatment in PETP 		

PHOTOGRAPHS

<p>Fig.1: Entrance gate</p> 	<p>Fig.2: Manufacturing process area</p> 
<p>Fig.3: PETP inlet leading to equalization Tank</p> 	<p>Fig.4: PETP unit (Equalization tank with diffused aeration) & cooling tower</p> 
<p>Fig.5: PETP unit (chemical mixing tank 1)</p> 	<p>Fig.6: PETP unit (Chemical reaction tank)</p> 
<p>Fig.7: PETP unit (chemical mixing tank 2)</p>	<p>Fig.8: PETP energy meter</p>



Fig.9: PETP unit (tube settler) & Aeration tank cum settling tank with diffused aeration with media



Fig.10: Boiler



Fig.11: PETP unit (Press filter) & Sludge storage



Fig.12: PETP outlet & inlet flow meter



Fig.13: Borewell flow meter



Fig.14: PETP unit (outlet)



Annexure – 23: M/s Vardhman Creation Pvt. Ltd.

INDUSTRY INSPECTION FORMAT (Textile)**A. General section****Date of inspection:14.08.2024**

1.	Name of the unit with complete postal address:	M/s Vardhman Creation Pvt. Ltd., PN 487- 488, Phase-II, HSIIDC, Barhi, Sonipat, Haryana
2.	Spatial Co-ordinates (Latitude & longitude) in Decimal format only	29.111218, 77.045370
3.	Name of Contact person with designation Phone & Email:	Sh. Rishabh Jain, Director 9991189581 vardhman@vardhmancreations.com
4.	Industry Operational status	Operational

B. Consent section

(Attach valid copies, or if expired then attach recent expired copies along with copy of application)

5.	Consent	Yes/No/Applied	Validity (Period)
	Air /Water	Yes	01.10.2021 to 30.09.2026
	Hazardous waste authorization	Yes	01.10.2021 to 30.09.2026
	NOC from CGWA/other authority	Yes	13.01.2024 to 13.01.2025

C. Production, Process and Infrastructure

Production details			
6.	Number of operational days in last three months	06 days in a week	
7.	Operation schedule (Operation hours/day)	10 hours per day as per unit representative	
8.	Type of industry I. Natural fibres (N), Synthetic fibres (S), Blend (NS) II. Pre-treatment (Pt), Dyeing (D), Printing (Pr), Finishing (F), Garment washing (GW) III. Batch process (B), Continuous process (C)	I Natural fibers, Synthetic fibers, Natural fabric and synthetic fabric	II Bleaching, Dyeing, washing of Yarn and fabric
			III batch
9.	Product manufactured (dyed yarn/dyed fabric/garments/denim)	Rugs manufacturing unit which includes yarn dyeing, weaving, tufting and tumbling process.	

10.	GSM of product (for fabric/ denim/ garment etc.)		-		
11.	Consumption of utility, water and raw materials per kg of material processed				
			As per consent	Average (last three months)	
	Production in (Kg/ Sq. meter/ nos.)		Textile processing including bleaching, dyeing, printing and coloring 2 MT/day	55.67 MT/month As per logbook, of last three months. 2.07 MT/day for July	
	Steam (MT)		21 MT		
	Water (KL)		189 KLD	155.5 KLD	
	Raw material (dyes & chemicals)		Chemicals-1000 kg/day, Dyes and Chemicals-500 kg/day	Polyester and cotton yarn & fabric Disperse dyes for Polyester and Reactive dyes for cotton	
12.	Process details				
	Pretreatment		Yarns cleaning, Bleach,		
	Dyeing		Dyeing,		
	Weaving		Weaving		
	Finishing		Tumbling process & Tufting (making bath mate)		
	Garment washing		-		
13.	Details of wet processing machinery (Nos. & Capacity)		Attached		
14.	MLR of process machinery		-		
15.1	Fresh Water consumption				
7	Availability of separate flow meter for domestic/process use: no				
	Sources of water	Totalizer reading (m³)	Water consumption (KL) (Total of last three months)	Average water consumption (in KLD)	Logbook maintained (Yes/No)
	Borewell 1	41743.136 m ³	2436 KL	78.58 KLD	Yes, provided only July 2024
	Borewell 2	40894.057 m ³	2385 KL	76.94 KLD	Yes, provided only July 2024
	Municipal sources	-			
	Specific water consumption in KL/MT		75.12 KL/MT		

D. Effluent management and disposal

16.	Flowmeters details	Availability (Yes/No)	Totalizer Reading (m³/hr.)
	Flow at inlet	Yes	141707.3 m³
	Flow at outlet	Yes	141440.3 m³
	Recycling points	No	
17.	Effluent generation (KLD)	140.63 KLD	
18.	Specific effluent generation (KL/MT of product)	67.93 KL/MT	
19.	Effluent disposal (KLD)	130.94 KLD	
20.	Specific effluent Disposal (KL/MT of product)	63.5 KL/MT	
21.	Recycled water consumption (Avg. in KLD)	No	
22.	Specific recycled water consumption (KL/MT of product)	-	
Primary Effluent Treatment Plant (PETP)			
23.	PETP status: Operational		
24.	Installed capacity (KLD): 400 KLD Utilized capacity (KLD):140 KLD		
25.	PETP consists of: underground collection cum Equalization tank → Chemical dosing & Mixing → Tube Settler → collection tank → Sand Filter → Activated Carbon Filter → closed outlet line to HSIIDC sewer		
26.	Losses in PETP, %	6.89 %	
27.	Name of chemicals consumed at PETP along with quantity (kg/day)	Caustic	3.29 Kg/day
		Ferrous	13.4 kg/day
		Polyelectrolyte	0.2 kg/day
28.	Effluent disposal point	HSIIDC sewer line leading into CETP	
29.	Bypass arrangement for discharge of untreated effluent	Not observed	
30.	Status of CETP membership	Yes	
31.	Status of storm water management	HSIIDC storm water line	
32.	Effluent characteristics: as per analysis report of consented parameter		

	Parameter	PETP inlet	PETP outlet	Prescribed discharge norms	Compliance Status
	pH	6.9	7.5	6.0-9.0	<ul style="list-style-type: none"> • High reduction in pollution parameters indicating dilution with freshwater in PETP at different stages • Inlet BOD is too much lower against typical range of 500-800 mg/l, indicating dilution at PETP inlet <p>Non-Complying (Dilution)</p>
	BOD (mg/l)	238	8	500	
	COD (mg/l)	685	32	1400	
	TSS (mg/l)	65	10	1500	
	TDS (mg/l)	1760	1052	2100	
	FDS (mg/l)	1280	828	-	
	Oil & Grease (mg/l)	-	BDL	15	
	NH3-N (mg/l)	-	-	-	
	Total Cr (mg/l)	-	-	-	
	Sulphides (mg/l)	-	-	-	
	SAR	-	7	-	
	Phenolic compound	-	-	-	
33.	Sludge management & disposal				
	Mechanical system details (centrifuge/decanter etc.)	no			
	Sludge drying beds	Total Nos: 03			
	Average quantity of sludge generated (Kg/day)	3 kg/day			
	Estimated sludge generation	9.52 kg/day			
34.	Separate Energy meter installed for PETP	Yes			
	Average Electric Consumption at PETP (KWh/day)	21285.7 43.6 KWh/day (Logbook)			

E. Hazardous waste section

35.	Hazardous waste management	
	Authorization status	Yes, up to 30.09.2024
	Copy of agreement with recyclers/TSDF	Agreement with GEPIL Form 10 provided and copy is attached.
	Hazardous waste generated (kg/d)	Logbook not maintained, however last 4 form 10 provided 4.56 kg/day
Form-4 and 10 to be collected		

F. Fuel/power consumption

36.	Boiler capacity	3 ton/hr
37.	Stack height	35 mtr

38.	APCD installed	Wet scrubber
39.	Type of fuel used	Briquettes (Biomass)
40.	Fuel consumption (mention units)	4 – 4.5 ton/day (data provided)
41.	Estimated ash generation (@ 12 % of biomass briquette)	0.48-0.5 T/day
42.	Ash management	Disposal through trolley to local vendor
43.	Remark on ash disposal	
44.	Observations: 1. Unit is involved in rugs manufacturing including bleaching, dyeing and washing of yarn. 2. Sludge record is not maintained properly.	

Photographs





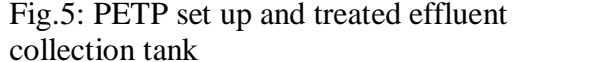
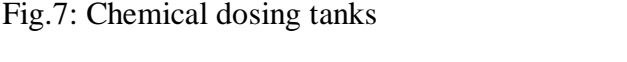
Fig.1: Entrance gate 	Fig.2: Rugs manufacturing area 
Fig.3: Dyeing area 	Fig.4: Dyeing area 
Fig.5: PETP set up and treated effluent collection tank 	Fig.7: Chemical dosing tanks 



Fig.7: pH meter at PETP outlet unit



Fig.8: Sludge drying beds



Fig.7: PETP inlet flow meter



Fig.8: PETP outlet flow meter



Fig.9: Flow meter reading of Borewell-1



Fig.10: Flow meter reading of Borewell-2



Fig.13: Gen. Set (02 nos.) in premises



Fig.12: PETP energy meter



Annexure – 24: M/s Kohinoor Ribbon Factory Pvt. Ltd (Old name K R F Limited)**INDUSTRY INSPECTION FORMAT (Textile)****A. General section****Date of inspection: 07/08/2024**

1.	Name of the unit with complete postal address:	M/s Kohinoor Ribbon Factory Pvt. Ltd. (Old name K R F Limited) Plot No. 12, Phase-I, Barhi Sonepat
2.	Spatial Co-ordinates (Latitude & longitude) in Decimal format only	29.102259, 77.047978
3.	Name of Contact person with designation Phone & Email:	Sh. R K Bhardwaj, Manager Ph. No. 9910381295
4.	Industry Operational status	Operational

B. Consent section

(Attach valid copies, or if expired then attach recent expired copies along with copy of application)

5.	Consent	Yes/No/Applied	Validity (Period)
	Air /Water	Yes	30/09/2028
	Hazardous waste authorization	Yes	30/09/2028
	NOC from CGWA/other authority	Expired	Applied on 12/10/2021

C. Production, Process and Infrastructure

Production details			
6.	Number of operational days in last three months	77 operational days during April-June, 2024	
7.	Operation schedule (Operation hours/day)	Day shift	
8.	Type of industry I. Natural fibres (N), Synthetic fibres (S), Blend (NS) II. Pre-treatment (Pt), Dyeing (D), Printing (Pr), Finishing (F), Garment washing (GW) III. Batch process (B), Continuous process (C)	I	II
		N & S	D
		III	B
9.	Product manufactured (dyed yarn/dyed fabric/garments/denim)	Dyed yarn (Polyster and cotton)	
10.	Consumption of utility, water and raw materials per kg of material processed		
		As per consent	Average (last three months)
	Production in (Kg/ Sq. meter/ nos.)	Poly Bag and Printing- 0.3 Metric Tonnes/day; Dyed Yarn,	Poly Bag-0.7 MT/d Dyed yarn-1.4 MT/d

		Sewing Thread and Woven Tapes- 1 Metric Tonnes/day; Tape Dyed- 0.1 Metric Tonnes/day; Tape Printing- 0.02 Metric Tonnes/day	Dyed tape-2772.7 metres/d (based on logbook data from April to June, 2024)																																																																																										
	Steam (MT)	Not mentioned	6.3 MT/d																																																																																										
	Water (KL)	Not mentioned	Information not provided																																																																																										
	Raw material (dyes & chemicals)	Plastic and Pet Pellets/ Granules- 300 Kg/Day; Yarn Polyester, Cotton, Dyes, Chemical- 1 Metric Tonnes/Day; Ink- 10 Kg/Day	Monthly consumption of dyes & chemicals-517 Kgs/month																																																																																										
11.	<p>Process details:</p> <p>Yarn dyeing - Grey yarn → Cheese/soft package winding → Yarn dyeing → Coning/twisting/winding → Inspection & packing → Dispatch</p> <p>Tape dyeing - Raw material → [Warp → Warping machine] or [Weft → Twisting/dyeing/winding] → Weaving machine → Dyed or Grey tape → Inspection and dispatch</p> <p>Poly bags - Raw material (Pellets-Plastic/PET/Resin) → Extrusion process by melting raw material to form continuous tube (clear white) in rolls → Printing (if required) → Side sealing of rolls → Cutting → Bottom sealing of poly bags → Inspection & dispatch</p> <table border="1"> <tr> <td>Pretreatment</td> <td>No</td> </tr> <tr> <td>Dyeing</td> <td>Yes</td> </tr> <tr> <td>Printing</td> <td>No</td> </tr> <tr> <td>Finishing</td> <td>No</td> </tr> <tr> <td>Garment washing</td> <td>No</td> </tr> </table>			Pretreatment	No	Dyeing	Yes	Printing	No	Finishing	No	Garment washing	No																																																																																
Pretreatment	No																																																																																												
Dyeing	Yes																																																																																												
Printing	No																																																																																												
Finishing	No																																																																																												
Garment washing	No																																																																																												
12.	<p>Details of wet processing machinery (Nos. & Capacity)</p> <table border="1"> <thead> <tr> <th>Product</th> <th>Machine Name</th> <th>Machine Model</th> <th>Production Capacity</th> <th>No. of Machines</th> </tr> </thead> <tbody> <tr> <td rowspan="10">Yarn Dyeing</td> <td>300 Kg Capacity Machine</td> <td>Yarn Dyeing</td> <td>2000 Kg / machine / day</td> <td>1</td> </tr> <tr> <td>100 Kg Capacity Machine</td> <td>Yarn Dyeing</td> <td>800 Kg / machine / day</td> <td>1</td> </tr> <tr> <td>45 Kg Capacity Machine</td> <td>Yarn Dyeing</td> <td>400 Kg / machine / day</td> <td>2</td> </tr> <tr> <td>15 Kg Capacity Machine</td> <td>Yarn Dyeing</td> <td>150 Kg / machine / day</td> <td>1</td> </tr> <tr> <td>2 Kg Capacity Machine</td> <td>Yarn Dyeing</td> <td>25 Kg / machine / day</td> <td>1</td> </tr> <tr> <td>1 Kg Capacity Machine</td> <td>Yarn Dyeing</td> <td>15 Kg / machine / day</td> <td>2</td> </tr> <tr> <td>4 Kg Capacity Machine</td> <td>Yarn Dyeing</td> <td>50 Kg / machine / day</td> <td>1</td> </tr> <tr> <td>5 Kg Capacity Machine</td> <td>Yarn Dyeing</td> <td>70 Kg / machine / day</td> <td>3</td> </tr> <tr> <td>Autoclave</td> <td>Autoclave</td> <td>2000 Kg / machine / day</td> <td>1</td> </tr> <tr> <td>RF Dryer</td> <td>RF Dryer</td> <td>2000 Kg / machine / day</td> <td>1</td> </tr> <tr> <td rowspan="4">Tape Dyeing</td> <td>Soft Package Winder</td> <td>SSM</td> <td>2000 Kg / machine / day</td> <td>1</td> </tr> <tr> <td>Thread Lubricating Machine</td> <td>Thread Lubricator</td> <td>2000 Kg / machine / day</td> <td>1</td> </tr> <tr> <td>Cone / Tubes / Cops Winding</td> <td>Winding</td> <td>5000 Kg / machine / day</td> <td>15</td> </tr> <tr> <td>Continuous Dyeing Range</td> <td>Benjamin 2k</td> <td>20000 meters / machine / day</td> <td>1</td> </tr> <tr> <td rowspan="4">Packaging Poly Bags</td> <td>Continuous Dyeing Range</td> <td>CDR</td> <td>12000 meters / machine / day</td> <td>1</td> </tr> <tr> <td>Washing</td> <td>Tape Washing</td> <td>15000 meters / machine / day</td> <td>4</td> </tr> <tr> <td>Calendering</td> <td>Calendering</td> <td>10000 meters / machine / day</td> <td>1</td> </tr> <tr> <td>Side Sealing 1</td> <td>Side Sealing 1</td> <td rowspan="4">Assembly capable of producing 1,00,000 Pieces / Day</td> <td>1</td> </tr> <tr> <td>Side Sealing 2</td> <td>Side Sealing 2</td> <td>1</td> </tr> <tr> <td>Flexo Printing Machine 1</td> <td>Flexo Printing Machine 1</td> <td>1</td> </tr> <tr> <td>Flexo Printing Machine 2</td> <td>Flexo Printing Machine 2</td> <td>1</td> </tr> </tbody> </table>				Product	Machine Name	Machine Model	Production Capacity	No. of Machines	Yarn Dyeing	300 Kg Capacity Machine	Yarn Dyeing	2000 Kg / machine / day	1	100 Kg Capacity Machine	Yarn Dyeing	800 Kg / machine / day	1	45 Kg Capacity Machine	Yarn Dyeing	400 Kg / machine / day	2	15 Kg Capacity Machine	Yarn Dyeing	150 Kg / machine / day	1	2 Kg Capacity Machine	Yarn Dyeing	25 Kg / machine / day	1	1 Kg Capacity Machine	Yarn Dyeing	15 Kg / machine / day	2	4 Kg Capacity Machine	Yarn Dyeing	50 Kg / machine / day	1	5 Kg Capacity Machine	Yarn Dyeing	70 Kg / machine / day	3	Autoclave	Autoclave	2000 Kg / machine / day	1	RF Dryer	RF Dryer	2000 Kg / machine / day	1	Tape Dyeing	Soft Package Winder	SSM	2000 Kg / machine / day	1	Thread Lubricating Machine	Thread Lubricator	2000 Kg / machine / day	1	Cone / Tubes / Cops Winding	Winding	5000 Kg / machine / day	15	Continuous Dyeing Range	Benjamin 2k	20000 meters / machine / day	1	Packaging Poly Bags	Continuous Dyeing Range	CDR	12000 meters / machine / day	1	Washing	Tape Washing	15000 meters / machine / day	4	Calendering	Calendering	10000 meters / machine / day	1	Side Sealing 1	Side Sealing 1	Assembly capable of producing 1,00,000 Pieces / Day	1	Side Sealing 2	Side Sealing 2	1	Flexo Printing Machine 1	Flexo Printing Machine 1	1	Flexo Printing Machine 2	Flexo Printing Machine 2	1
Product	Machine Name	Machine Model	Production Capacity	No. of Machines																																																																																									
Yarn Dyeing	300 Kg Capacity Machine	Yarn Dyeing	2000 Kg / machine / day	1																																																																																									
	100 Kg Capacity Machine	Yarn Dyeing	800 Kg / machine / day	1																																																																																									
	45 Kg Capacity Machine	Yarn Dyeing	400 Kg / machine / day	2																																																																																									
	15 Kg Capacity Machine	Yarn Dyeing	150 Kg / machine / day	1																																																																																									
	2 Kg Capacity Machine	Yarn Dyeing	25 Kg / machine / day	1																																																																																									
	1 Kg Capacity Machine	Yarn Dyeing	15 Kg / machine / day	2																																																																																									
	4 Kg Capacity Machine	Yarn Dyeing	50 Kg / machine / day	1																																																																																									
	5 Kg Capacity Machine	Yarn Dyeing	70 Kg / machine / day	3																																																																																									
	Autoclave	Autoclave	2000 Kg / machine / day	1																																																																																									
	RF Dryer	RF Dryer	2000 Kg / machine / day	1																																																																																									
Tape Dyeing	Soft Package Winder	SSM	2000 Kg / machine / day	1																																																																																									
	Thread Lubricating Machine	Thread Lubricator	2000 Kg / machine / day	1																																																																																									
	Cone / Tubes / Cops Winding	Winding	5000 Kg / machine / day	15																																																																																									
	Continuous Dyeing Range	Benjamin 2k	20000 meters / machine / day	1																																																																																									
Packaging Poly Bags	Continuous Dyeing Range	CDR	12000 meters / machine / day	1																																																																																									
	Washing	Tape Washing	15000 meters / machine / day	4																																																																																									
	Calendering	Calendering	10000 meters / machine / day	1																																																																																									
	Side Sealing 1	Side Sealing 1	Assembly capable of producing 1,00,000 Pieces / Day	1																																																																																									
Side Sealing 2	Side Sealing 2	1																																																																																											
Flexo Printing Machine 1	Flexo Printing Machine 1	1																																																																																											
Flexo Printing Machine 2	Flexo Printing Machine 2	1																																																																																											

		Bottom Sealing 1	Bottom Sealing 1		1
		Bottom Sealing 2	Bottom Sealing 2		1
		L.D Machine 1	L.D Machine 1		1
		L.D Machine 2	L.D Machine 2		1
		P.P. Machine	P.P. Machine		1
		Folder	Folder		1
13. 17.	Fresh Water consumption Availability of separate flow meter for domestic/process use: Yes				
	Sources of water	Totalizer reading (m³)	Water consumption (KL) (Total of last three months)	Average water consumption (in KLD)	Logbook maintained (Yes/No)
	Borewell	50892.263	2499 KL (03/02/2024 to 13/06/2024)	22.7 KLD	Yes
	HSI IDC supply	3648.13	Could not be calculated	Could not be calculated	No
	Specific water consumption in KL/MT		16.21 KL/MT (Unit has not maintained data of freshwater consumption through HSI IDC supply therefore, specific freshwater consumption based on borewell is calculated.)		

D. Effluent management and disposal

14.	Flowmeters details	Availability (Yes/No)	Totalizer Reading (m³)
	Flow at PETP inlet	No	Not applicable
	Flow at PETP outlet	Yes	24021.697
	Recycling points	Not applicable	Not applicable
15.	Effluent generation (KLD)	13.6 KLD	
16.	Specific effluent generation (KL/MT of product)	9.71 KL/MT	
17.	Effluent disposal (KLD)	13.3 KLD	
18.	Specific effluent Disposal (KL/MT of product)	9.5 KL/MT	
19.	Recycled water consumption (Avg. in KLD)	Not applicable	
20.	Specific recycled water consumption (KL/MT of product)	Not applicable	
Primary Effluent Treatment Plant (PETP)			
21.	PETP status: Operational		
22.	Installed capacity (KLD): 100 KLD Utilized capacity (KLD): Information not provided Consented trade effluent generation: 85 KL/Day		

23.	PETP consists of: Inlet → Screens → Collection cum Equalization Tank → Clariflocculator → Tube settler → PSF → ACF → Discharge				
24.	Losses in PETP, %	2%			
25.	Name of chemicals consumed at PETP along with quantity (kg/day)	Lime	No information provided		
		Alum	No information provided		
		Polyelectrolyte	No information provided		
26.	Effluent disposal point	HSI IDC sewer line			
27.	Bypass arrangement for discharge of untreated effluent	-			
28.	Status of CETP membership	Unit has no membership with CETP (membership certificate nor provided).			
29.	Status of storm water management	<ul style="list-style-type: none"> • No rain harvesting structure inside premises. • Storm water is discharged into HSI IDC storm water line. 			
30.	Effluent characteristics: as per analysis report of consented parameter				
	Parameter	PETP inlet	PETP outlet	Prescribed discharge norms	Compliance status
	Colour (Hazen)	25	BDL	-	<ul style="list-style-type: none"> • High reduction in pollution parameters indicating dilution with freshwater in PETP at different stages. <p>Non-complying (dilution)</p>
	pH	8.3	8.8	6.0-9.0	
	BOD (mg/l)	552	6	500	
	COD (mg/l)	1335	19	1400	
	TSS (mg/l)	110	11	1500	
	TDS (mg/l)	2484	856	2100	
	FDS (mg/l)	1912	668	2100	
	Oil & Grease (mg/l)	-	BDL	15	
	NH ₃ -N (mg/l)	-	19	-	
	Total Cr (mg/l)	-	BDL	-	
	Sulphide (mg/l)	-	BDL	-	
	SAR	-	9	-	
	Phenolic compound	-	0.23	-	
31.	Sludge management & disposal				
	Mechanical system details (centrifuge/decanter etc.)	No			
	Sludge drying beds	Total Nos: 02			
	Average quantity of sludge generated (Kg/day)	No information provided			

	Estimated sludge generation	1.35 Kg/day
32.	Separate Energy meter installed for PETP	Yes
	Average Electric Consumption at PETP (KWh/day)	21.3 KWh/d (as per logbook data from 02/05/2024 to 13/06/2024)

E. Hazardous waste section

33.	Hazardous waste management	
	Authorization status	Valid till 30/09/2028
	Copy of agreement with recyclers/TSDF	<p>Unit provided agreement dated 06/04/2023 with Gujarat Enviro Protection and Infrastructure (Haryana) Pvt. Ltd. for disposal of ETP sludge.</p> <p>Unit provided agreement dated 18/08/2023 with Satyam Petro Chemical, Ballabhgarh, Faridabad, Haryana for disposal of used oil. Validity of the agreement is from 22/08/2023 to 21/08/2024.</p> <p>Unit provided agreement dated 18/08/2023 with M/s SS Traders for disposal of empty drums.</p> <p>Unit provided agreement dated 18/08/2023 with M/s V S Enterprises for disposal of E-waste. Validity of the agreement is from 22/08/2023 to 21/08/2024.</p>
	Hazardous waste generated (kg/d)	<p>Unit provided copy of Form-10</p> <ul style="list-style-type: none"> • dated 18/08/2023 for disposal of 35 Litres of used oil. • dated 18/08/2023 for disposal of 10 nos. of empty cans. • dated 18/08/2023 for disposal of 41 pcs. of tube light keyboards. • dated 14/01/2023 for disposal of 0.35 MT of ETP sludge.

F. Fuel/power consumption

34.	Boiler capacity	1.5 TPH
35.	Stack height	30 m
36.	APCD installed	Cyclone
37.	Type of fuel used	Biomass briquettes
38.	Fuel consumption (mention units)	Record of fuel consumption was not maintained.
39.	Estimated ash generation (@ 12 % of biomass briquette)	Record of ash generation was not maintained.
40.	Ash management	Landfilling
41.	Remark on ash disposal	-

G. Major observations


1. Unit has not maintained the record of HSIIDC freshwater consumption & sludge generation.
2. High reduction in pollution parameters indicating dilution with freshwater in PETP at different stages.

H. Major observations

1. Unit shall maintain the record of HSIIDC freshwater consumption & sludge generation.
2. Unit shall dismantle the provision for dilution with freshwater at PETP inlet and outlet.
3. Unit shall make provision to directly discharge the treated effluent in to HSIIDC line, to rule out possibility of dilution.

I. Overall compliance status: Non-complying (dilution)

Photographs





Flow meter installed at HSIIDC freshwater supply line



Flow meter installed at PETP Outlet



Chemical dosing at PETP



Flash Mixer



Tube Settler



PSF & ACF



Sludge drying beds



Boiler

Annexure – 25: M/s Jyoti Dhaga Udyog Pvt. Ltd.

INDUSTRY INSPECTION FORMAT (Textile)**A. General section****Date of inspection:07-08-2024**

1.	Name of the unit with complete postal address:	M/s Jyoti Dhaga Udyog Pvt Ltd, Plot No 406, HSIIDC, Industrial Estate, Barhi, Sonipat
2.	Spatial Co-ordinates (Latitude & longitude) in Decimal format only	29°06'04"N 77°03'04"E
3.	Name of Contact person with designation Phone & Email:	Sh K.S Rawat (Manager) 8607200752 ksr150667@gmail.com
4.	Industry Operational status	Operational

B. Consent section

(Attach valid copies, or if expired then attach recent expired copies along with copy of application)

5.	Consent	Yes/No/Applied	Validity (Period)
	Air /Water	Yes	30-09-2025
	Hazardous waste authorization	Yes	30-09-2025
	NOC from CGWA/other authority	Applied	NOC expired on 13-11-2023

C. Production, Process and Infrastructure

Production details			
6.	Number of operational days in last three months	57 (01-05-2024 to 31-07-2024)	
7.	Operation schedule (Operation hours/day)	14-15 hours	
8.	Type of industry I. Natural fibres (N), Synthetic fibres (S), Blend (NS) II. Pre-treatment (Pt), Dyeing (D), Printing (Pr), Finishing (F), Garment washing (GW) III. Batch process (B), Continuous process (C)	I	II
		S	Yarn Dyeing
9.	Product manufactured (dyed yarn/dyed fabric/garments/denim)	Dyed yarn	
10.	Consumption of utility, water and raw materials per kg of material processed		
		As per consent	Average (last three months)

	Production in (Kg/ Sq. meter/ nos.)	4 MT/day Viscose Polyester and cotton yarn and 1.4 MT/day Art silk yarn	1.53 MT/day Polyester and Viscose silk		
	Water (KL)	150 KLD	73.91 KLD		
	Steam	2 TPH	19.6 TPD		
	Raw material (dyes & chemicals) Kg/day	Viscose Polyester and Cotton Yarn- 4000 kg/day Assorted Dyes- approx. 160 kg/day Albatex LD (Leveling Agent) – 120 kg/day Soda Ash light – 400 kg/day Albafix WFF- 160 kg/day Sodium Sulphate (Salt) – 1200 kg/day Coal/Wood- 2000 kg/day Dyes Chemical and Auxilli	Viscose Yarn	1423.32	
			Polyster Yarn	263.94	
			Assorted dyes	119.30	
			Chemical	987.35	
11.	Process details				
	Yarn Dying	Yes			
12.	Details of wet processing machinery (Nos. & Capacity)	Dying machines-7 (1*16 Kg, 1*35 kg, 2*67 kg, 1*100 Kg, 2*200 Kg) Hydro- 1*24 PKg RF Dryer- 2 (50 KW & 85 KW) Twister & Doubler – 10 Servo Winder- 3 Soft Winder- 2			
13.	MLR of process machinery	1:5			
14.	Fresh Water consumption Availability of separate flow meter for domestic/process use:				
	Sources of water	Totalizer reading (m³)	Water consumption (KL) (Total of last three months)	Average water consumption (in KLD)	Logbook maintained (Yes/No)
	Borewell 1 (Main gate)	32469.903	4213	73.91	Yes
	Specific water consumption in KL/MT		48.10 KL/MT		

D. Effluent management and disposal

15.	Flowmeters details	Availability (Yes/No)	Totalizer Reading (m³/hr.)
	Flow at inlet of PETP	Yes	16721.434
	Flow at outlet of PETP	Yes	12449.6
	Recycling points	No	No
16.	Effluent generation (KLD)	71.22 KLD	

17.	Specific effluent generation (KL/MT of product)	46.35 KL/MT			
18.	Effluent disposal (KLD)	65.84 KLD			
19.	Specific effluent Disposal (KL/MT of product)	42.85 KL/MT			
Primary Effluent treatment plant (PETP)					
20.	PETP status: Operational				
21.	Installed capacity (KLD): 200 KL Utilized capacity (KLD): 72 KL (as per logbook)				
22.	PETP consists of: (flow diagram) <i>Effluent from process - Collection tank (underground)– Water pumped to Reaction tank for Chemical dosing- Tube settler – Dual media filter – Clear water collection tank (Underground) – Outlet chamber – Public sewer – CETP Barhi</i>				
23.	Losses in PETP, %	7.55%			
24.	Name of chemicals consumed at PETP along with quantity (kg/day)	Ferrous Sulphate	19.40		
		Alum	0.49		
		Polyelectrolyte	1		
25.	Effluent disposal point	HSI IDC sewer line			
26.	Bypass arrangement for discharge of untreated effluent	Not seen			
27.	Status of CETP membership	Connected with CETP Barhi			
28.	Status of storm water management	Water collected is used in gardening or floor washing			
29.	Effluent characteristics: as per analysis report of consented parameter				
	Parameter	PETP inlet	PETP outlet	Prescribed discharge norms	Compliance status
	pH	9.1	8.1	6.0-9.0	<ul style="list-style-type: none"> BOD removal-87.15% COD removal-87.76% TDS removal-25.82% which is not possible with the existing treatment system installed by the unit (i.e., without any biological treatment), and establishes dilution in PETP with fresh water <ul style="list-style-type: none"> Inlet BOD is too much lower against typical range of 500-800 mg/l, indicating dilution at PETP inlet. Non-Complying (Dilution)
	BOD (mg/l)	109	14	500	
	COD (mg/l)	376	46	1400	
	TSS (mg/l)	95	38	1500	
	TDS (mg/l)	2416	1792	2100	
	Oil & Grease (mg/l)	-	BDL	15	
	NH3-N (mg/l)	-	5	-	
	Total Cr (mg/l)	-	BDL	-	
	Sulphide (mg/l)	-	2	-	
	SAR	23	15	-	
Phenolic compound	-	BDL	-		
30.	Sludge management & disposal				
	Mechanical system details	No			

	(centrifuge/decanter etc.)	
	Sludge drying beds	Total Nos: 04
	Average quantity of sludge generated (Kg/day)	9.38 kg/day (as per record)
	Estimated sludge generation	6.139 kg/day
31.	Separate Energy meter installed for PETP	Yes
	Average Electric Consumption at PETP (KWh/day)	60.73 KWh/day

E. Hazardous waste section

32.	Hazardous waste management	
	Authorization status	Yes, upto 30-09-2025
	Copy of agreement with recyclers/TSDF	Agreement with M/s Gujarat Enviro-Protection and Infrastructure (Haryana) Private Limited (GEPIL), Pali, Faridabad, Haryana
	Hazardous waste generated (kg/d)	9.38 kg/day (as per record)

Form-4 and 10 to be collected

F. Fuel/power consumption:

1.	Boiler capacity	2 TPH
2.	Stack height	60 feet
3.	APCD installed	Dust collector, Wet scrubber
4.	Type of fuel used	Briquette
5.	Fuel consumption (mention units)	1576.84 kg/day (as per logbook)
6.	Estimated ash generation (@ 12 % of biomass briquette)	189.22 kg/day
7.	Ash management	Provides to Barhi associaton
8.	Remark on ash disposal	No record maintained, unscientific disposal cannot be ruled out

🔍 *Specific Recommendations/Suggestions:*

Observations:

1. Collection tank of PETP for storage of effluent from process is underground. Water is treated and then stored in a clear water storage tank which is also underground.
2. Specific fresh water consumption is lower against std. for specific quality (65-70 KL/MT) indicating that fresh water consumption logbook is not properly/correctly maintained
3. Unit has installed a boiler of 2 TPH capacity for steam requirement and steam generated is approx. 19.6 TPD. As per logbook, unit uses 1.57 MT/day biomass briquette as a fuel for boiler against consented value of 0.65 MT/day coal.
4. Inlet BOD is too much lower against typical range of 500-800 mg/l, indicating dilution at PETP inlet.

5. As per analysis of samples collected from PETP inlet and outlet, dilution is observed at outlet. Approx 87.15% reduction in BOD, 87.76% reduction in COD and 60% reduction in TSS has been observed at PETP outlet indicating dilution with freshwater in PETP at different stages.

Recommendations/Suggestions: Unit shall dismantle the provision of dilution.

Overall Compliance status

- Non-Complying (Dilution observed)

Photographs

Fig.1: Entry gate



Fig.2: Manufacturing process Area



Fig.3: Finished Product



Fig.4: PETP inet



Fig.5: Collection Tank




Fig.6: Dosing Tank



Fig.7:




Fig.8: PETP Outlet





Fig.9: PETP inlet flow meter



Fig.10: PETP outlet flow meter



Fig.11: Sludge Drying Bed



Fig.12: Borewell Flowmeter

Annexure – 26: M/s Such Exports Pvt. Ltd.

INDUSTRY INSPECTION FORMAT (TEXTILE)**A. General section**

Date of inspection: 12.08.2024

44.	Name of the unit with complete postal address:	M/s. Such Exports Pvt. Ltd 179-180-184-185 HSIIDC Industrial Estate Barhi, Sonipat
45.	Spatial Co-ordinates (Latitude & longitude) in Decimal format only	29.10182 77.04723
46.	Name of Contact person with designation Phone & Email:	Sh. Narender Nanda, Director 9811041033 nknanda839@gmail.com
47.	Industry Operational status	Operational

B. Consent section

(Attach valid copies, or if expired then attach recent expired copies along with copy of application)

48.	Consent	Yes/No/Applied	Validity (Period)
	Air /Water	Yes	Valid till 30/09/2025
	Hazardous waste authorization	Yes	Valid till 30/09/2025
	NOC from CGWA/other authority	Applied	NOC Expired on 10.02.2024,

C. Production, Process and Infrastructure

Production details			
49.	Number of operational days in last three months	87	
50.	Operation schedule (Operation hours/day)	10 hrs.	
51.	Type of industry IV. Natural fibres (N), Synthetic fibres (S), Blend (NS) V. Pre-treatment (Pt), Dyeing (D), Printing (Pr), Finishing (F), Garment washing (GW) VI. Batch process (B), Continuous process (C)	I	II
		S	Pt. D,F
		III	B
52.	Product manufactured (dyed yarn/dyed fabric/garments/ denim)	Dyed fabric	
53.	GSM of product (for fabric/ denim/ garment etc.)	250 gms	
54.	Consumption of utility, water and raw materials per kg of material processed		
		As per consent	Average (last three months)
	Production in (Kg/ Sq. meter/ nos.)	4.0 MTD	3.787 MTD (3787 Kg/d)
	Steam (MT)	NA	21
	Water (KL)	NA	24.88 KLD

	Raw material (dyes & chemicals)	Fabric; 4000 MTD Salt: 300 kg/d Caustic soda: 20 kg/d Acid chemicals: 75 kg/d Dyes; 100 kg/d H ₂ O ₂ : 75 kg/d	Data not provided		
55.	Process details				
	Pretreatment	No			
	Dyeing	Yes			
	Printing	No			
	Finishing	Yes			
	Garment washing	Yes			
56.	Details of wet processing machinery (Nos. & Capacity)	Provided			
57.	MLR of process machinery	Not provided			
58.	Fresh Water consumption Availability of separate flow meter for domestic/process use:				
	Sources of water	Totalizer reading (m³)	Water consumption (KL) (Total of last three months)	Average water consumption (in KLD)	Logbook maintained (Yes/No)
	Borewell 1	118391.625	5195	60.41	Yes
	Borewell 2	-	4338	74.79	Yes
	Municipal sources	-	-	-	-
	Specific water consumption in KL/MT		24.88		

D. Effluent management and disposal

59.	Flowmeters details	Availability (Yes/No)	Totalizer Reading (m³/hr.)
	Flow at inlet	Yes	1791.55
	Flow at outlet	Yes	4491.311
	Recycling points	NA	NA
60.	Effluent generation (KLD)	89.20	
61.	Specific effluent generation (KL/MT of product)	23.56	
62.	Effluent disposal (KLD)	93.06	
63.	Specific effluent Disposal (KL/MT of product)	24.58	

64.	Recycled water consumption (Avg. in KLD)	NIL			
65.	Specific recycled water consumption (KL/MT of product)	NIL			
Primary Effluent Treatment Plant (PETP)					
66.	PETP status: Operational/Non-operational: Operational				
67.	Installed capacity (KLD): 160 Utilized capacity (KLD): App.70				
68.	PETP consists of: (flow diagram): Collection Tank, Flocculator, Dosing tank, Tube Settler, Sludge Drying Beds, Colour removal unit, Dual Media Filters and Discharge into Sewer pipe leading to CETP Barhi.				
69.	Losses in PETP, %	NA			
70.	Name of chemicals consumed at ETP along with quantity (kg/day)	Lime	27.41 kg/day		
		Alum	27.41 kg/day		
		Polyelectrolyte	0.5 kg/day (500 gm/d)		
71.	Effluent disposal point	HSI IDC sewer line/other			
72.	Bypass arrangement for discharge of untreated effluent	No			
73.	Status of CETP membership	Yes			
74.	Status of storm water management	Rain harvesting pit/HSI IDC storm water line			
75.	Effluent characteristics: as per analysis report of consented parameter				
	Parameter	PETP inlet	PETP outlet	Prescribed discharge norms	Non-Complying (Discharge norms)
	pH	9.7	8.3	6.0-9.0	
	Colour	396	29	-	
	BOD (mg/l)	327	184	500	
	COD (mg/l)	907	561	1400	
	TSS (mg/l)	195	111	1500	
	TDS (mg/l)	8004	7280	2100	
	FDS (mg/l)	5924	5468	-	
	Oil & Grease (mg/l)	-	BDL	15	
	NH ₃ -N (mg/l)	-	05	-	
	Total Cr (mg/l)	-	BDL	-	
	Sulphide (mg/l)	-	BDL	-	
	SAR	-	22	-	
Phenolic compound (mg/l)	-	BDL	-		
76.	Sludge management & disposal				
	Mechanical system details (centrifuge/ decanter etc.)	decanter			
	Sludge drying beds	Total Nos: 08			
	Average quantity of sludge generated (Kg/day)	27.58 k/d (116 days)			
Estimated sludge generation (40% of inlet TSS load)	7.8 kg/d				

77.	Separate Energy meter installed for PETP	Yes/No
	Average Electric Consumption at PETP (KWh/day)	45.89 KWh/day

E. Hazardous waste section

78.	Hazardous waste management	
	Authorization status	Valid up to 30.09.2024
	Copy of agreement with recyclers/ TSDF	Yes
	Hazardous waste generated (kg/d)	Not provided

F. Fuel/power consumption

79.	Boiler capacity	3 TPH
80.	Stack height	30 m
81.	APCD installed	Yes (Multi Cyclone)
82.	Type of fuel used	Biomass fuel & LPG
83.	Fuel consumption (mention units)	Biomass: 4300 kg/d appx. (LPG)
84.	Estimated ash generation (@ 12 % of biomass briquette)	Data not provided
85.	Ash management	As per unit representative, collected and provided to local people for land filling but logbook not maintained.
86.	Remark on ash disposal	Satisfactory

G. Observations:

- | |
|---|
| <ol style="list-style-type: none"> High value of TDS (8004 mg/l to 7280 mg/l) in treated & untreated effluent. Analysis results shows unit was found Non-complying w.r.t. discharge norms of TDS: 7280 mg/l (against consented norms of 2100 mg/l). |
|---|

H. Recommendations:

- The unit shall conduct study on water balance through government reputed institutes.
- The unit shall ensure that untreated effluent not discharged without proper treatment.
- The unit should immediately stop freshwater dilution in the PETP system.
- The unit shall obtain valid no objection certificate from HGWA.


Photographs



Manufacturing process area



PETP set up



Borewell flow meter



PETP inlet flow meter



PETP outlet flow meter



PETP energy meter

Annexure – 27: M/s Twenty First Century Pvt. Ltd.

INDUSTRY INSPECTION FORMAT (TEXTILE)**A. General section**

Date of inspection: 07.08.2024

1.	Name of the unit with complete postal address:	M/s. Twenty First Centaury Creation (P) Ltd., 207, HSIIDC, Industrial. Estate, Barhi, Sonipat
2.	Spatial Co-ordinates (Latitude & longitude) in Decimal format only	29.103805 & 77.041541
3.	Name of Contact person with designation Phone & Email:	Mr. Gaurav Sharma, GM 9999265616 gauravkumar.sharma526@gmail.com
4.	Industry Operational status	Operational

B. Consent section

(Attach valid copies, or if expired then attach recent expired copies along with copy of application)

5.	Consent	Yes/No/Applied	Validity (Period)
	Air /Water	Yes	30.09.2029
	Hazardous waste authorization	Yes	30.09.2024
	NOC from CGWA/other authority	Yes	Not mentioned in Haryana Water resource authority

C. Production, Process and Infrastructure

Production details			
6.	Number of operational days in last three months	82 days	
7.	Operation schedule (Operation hours/day)	10 hrs.	
8.	Type of industry I. Natural fibres (N), Synthetic fibres (S), Blend (NS) II. Pre-treatment (Pt), Dyeing (D), Printing (Pr), Finishing (F), Garment washing (GW) III. Batch process (B), Continuous process (C)	I S	II Pt, D, F
		III B	
9.	Product manufactured (dyed yarn/dyed fabric/ garments/ denim)	Dyed fabric	
10.	GSM of product (for fabric/ denim/ garment etc.)	1 m= 110 gm	
11.	Consumption of utility, water and raw materials per kg of material processed		
	Production	As per consent	Average (last three months)
	Production in (Kg/ Sq. meter/ nos.) Bleaching of fabrics Fabric dyeing	5500 sq/meter 0.398 MTD	Not provided

			5.10 T/day (As per reverse calculation of water consumption)		
	Steam (MT)	NA	21		
	Water (KLD)	NA	129.04		
	Raw material (dyes & chemicals)	Garments: 50000 Nos. / day Dyes and chemicals: 250 kg/d			
12.	Process details				
	Pretreatment	Yes			
	Dyeing	Yes			
	Printing	No			
	Finishing	Yes			
	Garment washing	No			
13.	Details of wet processing machinery (Nos. & Capacity)	Softflow (02 nos.), hot air stenter {5 chamber/lpg), drying range (1 6 roll), open stenter, continuous merceriser, maxi (02 nos.), jumbo jigger (06 nos.), jigger (09 nos.), sample winch, winch, zero zero finish, gas singeing machine, folding machine, rolling machine, boiler (3 ton), generator, PETP, rotary printing machine / flat bed, jet dyeing and compressor (02 Nos.) (Details Attached)			
14.	Fresh Water consumption (Availability of separate flow meter for domestic/process use):				
	Sources of water	Totalizer reading (m ³)	Water consumption (KL) (Total of last three months)	Average water consumption (in KLD)	Logbook maintained (Yes/No)
	Borewell (01 No.)	92532.114	9549	129.04	Yes
	Specific water consumption in KL/MT		39.52		

D. Effluent management and disposal

15.	Flowmeters details	Availability (Yes/No)	Totalizer Reading (m ³ /hr.)
	Flow at inlet	Yes	82491.027
	Flow at outlet	Yes	139964.862
	Recycling points	NA	NA
16.	Effluent generation (KLD)	119.36	
17.	Specific effluent generation (KL/MT of product)	42.73	
18.	Effluent disposal (KLD)	117.30	
19.	Specific effluent Disposal (KL/MT of product)	43.48	
20.	Recycled water consumption (Avg. in KLD)	NIL	
21.	Specific recycled water consumption (KL/MT of product)	NIL	
Primary Effluent treatment plant (PETP)			

22.	PETP status: Operational/Non-operational: Operational				
23.	Installed capacity (KLD): 305 Utilized capacity (KLD): 120				
24.	PETP consists of: (flow diagram): Bar Screen Chamber, Oil & Grease separation, Equalization Tank, Electronic dosing system, Chemical reaction, Flocculator, Tube settler 1, Tube settler 2, Duel Media Filter, Activated Carbon filter and discharge into CETP conveyance system <i>Remark: The existing PETP can reduce BOD upto 50%, COD upto 60% & TDS upto 25% only.</i>				
25.	Losses in PETP, %: 1.73				
26.	Name of chemicals consumed at PETP along with quantity (kg/day)	Lime	32.10 kg/d (01.05.2024 to 06.08.2024)		
		Ferrous	24.88 kg/d (01.05.2024 to 06.08.2024)		
		Polyelectrolyte	229 gm/day (01.05.2024 to 06.08.2024)		
27.	Effluent disposal point	HSIIDC sewer line/other			
28.	Bypass arrangement for discharge of untreated effluent	No			
29.	Status of CETP membership	Yes			
30.	Status of storm water management	Rain harvesting pit/HSIIDC storm water line			
31.	Effluent characteristics: as per analysis report of consented parameter				
	Parameter	PETP inlet	PETP outlet	Prescribed discharge norms	Compliance w.r.t norms
	pH	6.6	8.5	6.0-9.0	With existing treatment scheme, such a high reduction in pollution parameters indicates dilution with freshwater in PETP at different stages Non – compliance (Dilution)
	Colour	BDL	BDL	-	
	BOD (mg/l)	398	6	500	
	COD (mg/l)	1256	28	1400	
	TSS (mg/l)	463	36	1500	
	TDS (mg/l)	2216	1268	2100	
	FDS (mg/l)	1712	992	-	
	Oil & Grease (mg/l)	-	BDL	15	
	NH ₃ N (mg/l)	-	BDL	-	
	Total Cr (mg/l)	-	0.005	-	
	Sulphide (mg/l)	-	BDL	-	
Phenolic compound (mg/l)	-	BDL	-		
SAR	12	5	-		
32.	Sludge management & disposal				
	Mechanical system details (centrifuge / decanter etc.)	Sludge decanter			
	Sludge drying beds	Total Nos: 03			
	Average quantity of sludge generated (Kg/day)	Logbook not maintained			
	Estimated sludge generation	56.69 kg/d			
33.	Separate Energy meter installed for PETP	Yes (Totalizer reading: 27750 Kwh)			

Average Electric Consumption at PETP (KWh/day)	No logbook maintained
--	-----------------------

E. Hazardous waste section

34.	Hazardous waste management	
	Authorization status	Valid upto 30.09.2024
	Copy of agreement with recyclers/ TSDF	Yes (Attached)
	Hazardous waste generated (kg/d)	Not provided
Form-4 and 10 to be collected		

F. Fuel/power consumption

35.	Boiler capacity	3.0 TPH
36.	Stack height	30 m
37.	APCD installed	Yes (Cyclone & Wet Scrubber)
38.	Type of fuel used	Diesel/Wood/Coal
39.	Fuel consumption (mention units)	Not provided
40.	Estimated ash generation (@ 12 % of biomass briquette)	Not provided
41.	Ash management	As per unit representative, collected and provided to local people for land filling but logbook not maintained.
42.	Remark on ash disposal	Satisfactory
43.	Specific observations	
	<p>3. With existing treatment scheme, such a high reduction (BOD: 398 mg/l to 6 mg/l (98.49%), COD: 1256 mg/l to 28 mg/l (97.77%), TSS: 463 mg/l to 36 mg/l (92.24%), TDS: 2216 mg/l to 1268 mg/l (42.77%) and FDS: 1712 mg/l to 992 mg/l (42%) in pollution parameters indicates dilution with freshwater in PETP at different stages</p> <p>4. The unit has not obtained Hazardous Waste Authorization from HSPCB.</p> <p>5. Actual production is much higher than consented production. Hence it should be considered as non-compliance w.r.t. to suspected dilution and not having Hazardous waste authorization.</p>	
44.	<p>Recommendations:</p> <p>4. The unit shall immediately stop dilution of fresh water into PETP system.</p> <p>5. The unit shall conduct study on water balance through government reputed institutes.</p> <p>6. The unit shall ensure that untreated effluent not discharged without treatment.</p> <p>7. The unit shall obtain valid no objection certificate from HGWA.</p>	
45.	Overall compliance status: Non – Complying (Dilution)	

Photographs



PETP Inlet flowmeter



PETP Outlet flowmeter



Production area



Production area



PETP Energy meter



PETP

INDUSTRY INSPECTION FORMAT (TEXTILE)**A. General section****Date of inspection: 07.08.2024**

1.	Name of the unit with complete postal address:	M/s. VIHAN TEXTILE PVT. LTD., PLOT NO. 210, HSIIDC, BARHI, DISTT. SONEPAT
2.	Spatial Co-ordinates (Latitude & longitude) in Decimal format only	29.1026740 & 77.041466
3.	Name of Contact person with designation Phone & Email:	Mr. Chandra Bhan Singh, GM, Production 9354062827 gauravkumar.sharma526@gmail.com
4.	Industry Operational status	Operational

B. Consent section

(Attach valid copies, or if expired then attach recent expired copies along with copy of application)

5.	Consent	Yes/No/Applied	Validity (Period)
	Air /Water	Yes	30.09.2027
	Hazardous waste authorization	Yes	30.09.2027
	NOC from CGWA/other authority	Applied	Expired on 09.06.2024

C. Production, Process and Infrastructure

Production details			
6.	Number of operational days in last three months	83 days	
7.	Operation schedule (Operation hours/day)	10 hrs.	
8.	Type of industry	I	II
	I. Natural fibres (N), Synthetic fibres (S), Blend (NS) II. Pre-treatment (Pt), Dyeing (D), Printing (Pr), Finishing (F), Garment washing (GW) III. Batch process (B), Continuous process (C)	S	Pt, D, F
9.	Product manufactured (dyed yarn/dyed fabric/ garments/ denim)	Dyed fabric	
10.	GSM of product (for fabric/ denim/ garment etc.)	GSM = 300 gms.	
11.	Consumption of utility, water and raw materials per kg of material processed		
	Production	As per consent	Average (last three months)
	Production in (Kg/ Sq. meter/ nos.) Dyeing of fabrics	5MTD	4.60 MTD (4601.59 Kg/d)
	Steam (MT)	NA	NA
	Water (KL)		
	Raw material (dyes & chemicals)	Caustic Soda 2 Kg/Day, Soda ash 2 Kg/Day, Acetic soda 1 Kg/Day, Bleaching powder	Not provided

		2 Kg/Day, Common salt 1 Kg/Day, Softener 2 Kg/Day, Dyes 1 Kg/Day, Hydrochloride Acid 1 Kg/Day, Desizer 1 Kg/Day, Colour fixture 2 Kg/Day, FABRIC 5000 Kg/Day, Hydrogen peroxide 1 Kg/Day, Soap for washing 1 Kg/Day			
12.	Process details				
	Pretreatment		Yes		
	Dyeing		Yes		
	Printing		No		
	Finishing		Yes		
	Garment washing		No		
13.	Details of wet processing machinery (Nos. & Capacity)		Attached		
14.	MLR of process machinery		Attached		
15.	Fresh Water consumption (Availability of separate flow meter for domestic/process use):				
	Sources of water	Totalizer reading (m ³)	Water consumption (KL) (Total of last three months)	Average water consumpt ion (in KLD)	Logbook maintaine d (Yes/No)
	Borewell	050388.510	5239	63.12	Yes
	Specific water consumption in KL/MT		13.72		

D. Effluent management and disposal

16.	Flowmeters details	Availability (Yes/No)	Totalizer Reading (m³/hr.)
	Flow at inlet	Yes	Not working during inspection. Logbook not maintained.
	Flow at outlet	Yes	101317.872
	Recycling points	NA	NA
17.	Effluent generation (KLD)	62.24 (calculated by as increase by 2% of waste disposal). (Logbook not maintained)	
18.	Specific effluent generation (KL/MT of product)	13.52	
19.	Effluent disposal (KLD)	61.02	
20.	Specific effluent Disposal (KL/MT of product)	13.26	

21.	Recycled water consumption (Avg. in KLD)	NIL			
22.	Specific recycled water consumption (KL/MT of product)	NIL			
Primary Effluent treatment plant (PETP)					
23.	PETP status: Operational/Non-operational:	Operational			
24.	Installed capacity (KLD): Not provided Utilized capacity (KLD): 13.72				
25.	PETP consists of: (flow diagram): Bar Screen Chamber, Oil & Grease separation, Collection Tank, Flash mixing, Chemical dosing system, Flocculation Tank, Tube settler, Sludge Drying Beds, Duel Media Filter, Activated Carbon filter and discharge into CETP conveyance system				
26.	Losses in PETP:	5.65%			
27.	Name of chemicals consumed at PETP along with quantity (kg/day)	Alum	10.6 kg/d (01.05.2024 to 06.08.2024)		
		Lime	10.4 kg/d (01.05.2024 to 06.08.2024)		
		Polyelectrolyte	216 gm/day (01.05.2024 to 06.08.2024)		
28.	Effluent disposal point	HSIIDC sewer line/other			
29.	Bypass arrangement for discharge of untreated effluent	No			
30.	Status of CETP membership	Yes			
31.	Status of storm water management	Rain harvesting pit/HSIIDC storm water line			
32.	Effluent characteristics: as per analysis report of consented parameter				
	Parameter	PETP inlet	PETP outlet	Prescribed discharge norms	Compliance status With existing treatment scheme, such a high reduction in pollution parameters indicates dilution with freshwater in PETP at different stages Non – compliance (Dilution)
	pH	9.8	7.2	6.0-9.0	
	Colour	BDL	BDL	-	
	BOD (mg/l)	344	15	500	
	COD (mg/l)	733	119	1400	
	TSS (mg/l)	196	44	1500	
	TDS (mg/l)	1464	1216	2100	
	FDS (mg/l)	1100	952	-	
	Oil & Grease (mg/l)	-	BDL	15	
	NH ₃ -N (mg/l)	-	8	-	
	Total Cr (mg/l)		BDL	-	
	Sulphide (mg/l)	-	BDL	-	
	SAR	9	7	-	
	Phenolic compound	-	BDL	-	
33.	Sludge management & disposal				
	Mechanical system details (centrifuge / decanter etc.)	Sludge decanter			
	Sludge drying beds	Total Nos: 03			
	Average quantity of sludge generated (Kg/day)	42.8			

	Estimated sludge generation	11.58
34.	Separate Energy meter installed for PETP	Yes (Totalizer reading: 38180.2 Kwh)
	Average Electric Consumption at PETP (KWh/day)	47.27

E. Hazardous waste section

35.	Hazardous waste management	
	Authorization status	Not mentioned in Haryana Water resource authority
	Copy of agreement with recyclers/ TSDf	Yes
	Hazardous waste generated (kg/d)	Not provided
Form-4 and 10 to be collected		

F. Fuel/power consumption

36.	Boiler capacity	TFH 1500000 Kcal/hr.
37.	Stack height	30 m
38.	APCD installed	Yes (Cyclone & Wet Scrubber)
39.	Type of fuel used	Coal
40.	Fuel consumption (mention units)	1 TPD (as per CTO)
41.	Estimated ash generation (@ 12 % of biomass briquette)	Not provided
42.	Ash management	As per unit representative, collected and provided to Vikas Batta Company (Agreement attached) but logbook not maintained.
43.	Remark on ash disposal	Satisfactory
44.	Observations	
	<ol style="list-style-type: none"> Hazardous Waste Authorization was expired on 09.06.204 and unit has applied for renewal to HSPCB. With existing treatment scheme, such a high reduction (BOD: 344 mg/l to 15 mg/l (95.64%), COD: 733 mg/l to 119 mg/l (83.77%), TSS: 196 mg/l to 44 mg/l (77.55%) and TDS: 1464 mg/l to 1216 mg/l (83.06%)) in pollution parameters indicates dilution with freshwater in PETP at different stages Specific fresh water consumption is much lower against std. for specific quality (25 KL/MT) indicating that fresh water consumption logbook is not properly/correctly maintained Hence it should be considered as non-compliance w.r.t. to suspected dilution. 	
45.	Recommendations:	
	<ol style="list-style-type: none"> The unit has to take immediate measures to control the sulphide parameter with respect to discharge norms. The unit shall conduct study on water balance through government reputed institutes. The unit shall ensure that effluent not discharged without treatment. The unit shall obtain valid no objection certificate from HGWA. 	
46.	Overall compliance status: Non – Complying (Dilution)	

Photographs



Fig.1: Entrance gate



Fig.2: Manufacturing process area



Fig.4: PETP set up



Fig.6: Borewell flow meter



Fig.7: PETP outlet flow meter



Fig.9: Sludge Drying Beds



Fig.10: PETP energy meter

Annexure – 29: M/s Super Dyeing

INDUSTRY INSPECTION (Textile)**A. General section**

Date of inspection:12-08-2024

1.	Name of the unit with complete postal address:	M/s Super Dyeing, Plot No. 498, Ph-II, HSIIDC, Barhi, Sonipat
2.	Spatial Co-ordinates (Latitude & longitude) in Decimal format only	Latitude - 29.10917 N Longitude - 77.04388 E
3.	Name of Contact person with designation Phone & Email:	Mr. Ashish (HR) Accountant 9034782571 (Superdyeing2022@gmail.com) Sh. Pradeep Singla (Owner) 9212161852
4.	Industry Operational status	Operational

B. Consent section

(Attach valid copies, or if expired then attach recent expired copies along with copy of application)

5.	Consent	Yes/No/Applied	Validity (Period)
	Air /Water	Yes	Up to 30/09/2025
	Hazardous waste authorization	Yes	Up to 30/09/2025
	NOC from CGWA/other authority	No	Applied for NOC from Haryana Water Resources Authority on 03.11.2022

C. Production, Process and Infrastructure

Production details			
6.	Number of operational days in last three months	90 days (01.05.24 to 10.08.2024)	
7.	Operation schedule (Operation hours/day)	Day shift	
8.	Type of industry I. Natural fibres (N), Synthetic fibres (S), Blend (NS) II. Pre-treatment (Pt), Dyeing (D), Printing (Pr), Finishing (F), Garment washing (GW) III. Batch process (B), Continuous process (C)	I	II
		Synthetic fibers (S) 100% polyesters	Dyeing and washing
9.	Product manufactured (dyed yarn/dyed fabric/garments/denim)	Dyeing of fabrics	
10.	Consumption of utility, water and raw materials per kg of material processed		
		As per consent	Average (last three months)
	Production in (Kg/ Sq. meter/ nos.)	5000 No./day	125 no./day 2.16 MT/day as per the logbook provided by the unit (01.05.2024 to 10.08.2024)

	Steam (MT)	1500000 Kcal/hr ≈ 2.78 T/hr	@70% capacity 19.4 TPD
	Water (KL)	102 KLD	32.29 KLD (Estimated)
	Raw material (dyes & chemicals)	Fabric – 7000 Sqr/mtr Chemical – 150 kg/d Fixer – 20 Kg/d HCL – 0.06 KL/d Colour – 30 kg/d	01.05.2024 to 12.08.2024 Chemical – 121.81 kg/d Fixer – 15.17 Kg/d HCL – 0.39 KL/d Colour – 26.34 kg/d
11.	Process details		
	Pretreatment	Bleaching and washing	
	Dyeing	Dyeing	
	Printing	-	
	Finishing	-	
	Garment washing	Washing of fabric	
12.	Fresh Water consumption		
	Availability of separate flow meter for domestic/process use: No		
	Sources of water	Totalizer reading (m³)	Water consumption (KL) (Total of last three months)
			Average water consumption (in KLD)
			Logbook maintained (Yes/No)
	Borewell 1	No borewell	No information provided by the unit
	Municipal sources	HSI IDC supply water	No flow meter installed
			2.0, as per applied NOC of Haryana Water Resources Authority
			Total:
			32.29 KLD (Estimated)
	Specific water consumption in KL/MT	14.95 KL/MT (Estimated) (no flowmeter at HSI IDC supply line)	

D. Effluent management and disposal

13.	Flowmeters details	Availability (Yes/No)	Totalizer Reading (m³/hr.)
	Flow at inlet	Yes	008587.11 M ³ (8.8 M ³ /hr)
	Flow at outlet	Yes	010617.03 M ³ (10.3 M ³ /hr)
	Recycling points	No	NA
14.	Effluent generation (KLD)	13.78 KLD (01.05.24 to 10.08.2024) The estimated quantity of water abstraction is 32.29 KLD is very much higher than the quantity of effluent generation, which indicates a possible bypass of untreated effluent in past. However, team has not observed any bypass during monitoring.	
15.	Specific effluent generation (KL/MT of product)	6.38 KL/MT	
16.	Effluent disposal (KLD)	24.52 KLD (01.05.24 to 10.08.2024)	

		The higher outlet flow rate might suggest that there is additional water being added to the system, potentially diluting the influent and there may be unregulated use of Lime, Alum & Poly.			
17.	Specific effluent Disposal (KL/MT of product)	11.35 KL/MT of product			
18.	Recycled water consumption (Avg. in KLD)	No			
19.	Specific recycled water consumption (KL/MT of product)	No			
Primary Effluent Treatment Plant (PETP)					
20.	PETP status: Operational				
21.	Installed capacity (KLD): 100 KLD Utilized capacity (KLD): 25 - 30 KLD				
22.	PETP consists of: Collection tank for influent (underground) → Reaction tank → Tube settler → Secondary settling tank → Clear water tank (under ground) → Tertiary filters → outlet pit → HSIIDC sewer line to CETP				
23.	Name of chemicals consumed at PETP along with quantity (kg/day)	As per logbook: <ul style="list-style-type: none"> • Lime: 20 kg/day • Alum: 10 kg/day • Polyelectrolyte: 300 kg/day 			
24.	Effluent disposal point	HSIIDC sewer line to CETP			
25.	Bypass arrangement for discharge of untreated effluent	No			
26.	Status of CETP membership	Yes			
27.	Status of storm water management	HSIIDC storm water line			
28.	Effluent characteristics:				
	Parameter	PETP inlet	PETP outlet (% reduction)	Prescribed discharge norms	Compliance status
	pH	9.5	5.5	6.0-9.0	Non-complying High reduction in pollution parameters (99.6% reduction in BOD and 98.3% reduction in COD of outlet w.r.t. inlet) indicating dilution with freshwater in PETP at different stages Note: In existing treatment, BOD reduction of 45 - 50%, COD reduction of 50 - 60% & TDS reduction of 15 to 25% may be achieved
	BOD (mg/l)	765	3 (99.6%)	500	
	COD (mg/l)	3039	49 (98.3%)	1400	
	TSS (mg/l)	169	133 (21.3%)	1500	
	TDS (mg/l)	984	824 (16.2%)	2100	
	FDS (mg/l)	704	620	2100	
	Oil & Grease (mg/l)	-	BDL	15	
	NH ₃ -N (mg/l)	-	37	-	
	Total Cr (mg/l)	-	0.017	-	
	Sulphides (mg/l)	-	22	-	
	SAR (mg/l)	-	3	-	
	Phenolic compound (mg/l)	-	0.18	-	
	Color (Hazen)	7	BDL	-	

29.	Sludge management & disposal	
	Mechanical system details (centrifuge/decanter etc.)	No
	Sludge drying beds	Total Nos: 03
	Average quantity of sludge generated (Kg/day)	10 kg/day as per logbook
	Estimated sludge generation	0.51 kg/day
30.	Separate Energy meter installed for PETP	Yes
	Average Electric Consumption at PETP (KWh/day)	No proper logbook maintained by the unit

E. Hazardous waste section

31.	Hazardous waste management	
	Authorization status	Yes, valid up to 30/09/2025
	Copy of agreement with recyclers/TSDF	Not provided, however, tax invoice of Gujrat Enviro-Protection and Infrastructure (Haryana) Pvt. Ltd. is available
	Hazardous waste generated (kg/d)	No logbook maintained by the unit
Form-4 and 10 to be collected : Form-10 attached		

F. Fuel/power consumption

32.	Boiler capacity	1500000 Kcal/hr \approx 2.78 T/hr
33.	Stack height	30 mtrs
34.	APCD installed	Dust Collector + Wet Scrubber
35.	Type of fuel used	Biomass
36.	Fuel consumption (mention units)	4 MT/day, as per CTO 3.8 MT/day as per logbook
37.	Estimated ash generation (@ 12 % of biomass briquette)	0.46 MT/day
38.	Ash management	Fly ash lifted by HSIIDC used for land filling
39.	Remark on ash disposal	As per the unit representative, boiler ash lifted by HSIIDC for land filling. Quantity of ash generated/disposed not provided by the unit.

40. Specific Observations and recommendations:

- i. Specific fresh water consumption is much lower against std. for specific quality (25 KL/MT) indicating that fresh water consumption logbook is not properly/correctly maintained
- ii. Effluent generation should be approx. 85% of fresh water consumption, however in this case effluent generation is @ 43 % of fresh water consumptions, which indicates that effluent generation/effluent discharge logbook is not properly/correctly maintained
- iii. Unit has installed flowmeters at PETP inlet and outlet. From logbook provided by the unit, it is estimated that effluent disposal was 24.52 KLD (11.35 KL/MT) against the effluent generation of 13.78 KLD (6.38 KL/MT), which indicates a **possible dilution** by the unit before discharge of effluent.

- iv. There is a reduction of BOD from 765 mg/l to 3 (99.6%) and COD from 3039 to 49 (98.4%) in PETP outlet which also additionally supports the *possible dilution* by the unit before discharge of effluent. It is not possible through only physico-chemical treatment to achieve such a reduction in BOD & COD.
- v. The analysis report of the PETP outlet revealed that the treated water *does not comply* with the prescribed discharge norms, showing a pH of **5.5** (against norms of 6.0-9.0). This also suggests *dilution of effluents with freshwater* and an unregulated use of alum, which not only lowers the pH of the effluent but also allows aluminum ions from alum to interact with other compounds in the wastewater, potentially facilitating the reduction of sulfates to sulfides, particularly under acidic conditions.

However, followings are the suggestions to address the issues:

- i. Adjustments in alum dosage and other operational parameters may be necessary to manage pH and sulfide levels effectively.
- ii. Unit should avoid any type of dilution of the effluent.
- iii. Unit should properly maintain logbook for freshwater usage/abstraction, inlet and outlet flow meter readings, energy meter readings and sludge generation.
- iv. Unit should not discharge any effluent without treatment.
- v. Unit shall install OCEMS at PETP outlet and provide connectivity to the CPCB/SPCB server.

41. Overall Compliance Status: *Non-compliance w.r.t. discharge norms and dilution*

Photographs



Fig.5: PETP (Inlet reading)



Fig.6: PETP (Outlet reading)



Fig.6: Sludge dry bed



Fig.7: Biomass as fuel for boiler



Annexure – 30: M/s Fine Dyeing Pvt. Ltd.

INDUSTRY INSPECTION FORMAT (Textile)**A. General section****Date of inspection: 07-08-2024**

1.	Name of the unit with complete postal address:	M/s Fine Dyeing Pvt Ltd., Plot No 400-401, HSIIDC, Barhi, Sonapat
2.	Spatial Co-ordinates (Latitude & longitude) in Decimal format only	29.09763216 77.04668841
3.	Name of Contact person with designation Phone & Email:	Sh Satish Kumar (Accounts) 8607647346 finedyeing400@yahoo.com
4.	Industry Operational status	Operational

B. Consent section

(Attach valid copies, or if expired then attach recent expired copies along with copy of application)

5.	Consent	Yes/No/Applied	Validity (Period)
	Air /Water	Yes	30-09-2027
	Hazardous waste authorization	Yes	30-09-2027
	NOC from CGWA/other authority	Applied	NOC expired on 09-06-2024

C. Production, Process and Infrastructure

Production details			
6.	Number of operational days in last three months	81 days (01-05-2024 to 07-08-2024)	
7.	Operation schedule (Operation hours/day)	Day shift (8-10 hours)	
8.	Type of industry	I	II
	I. Natural fibres (N), Synthetic fibres (S), Blend (NS) II. Pre-treatment (Pt), Dyeing (D), Printing (Pr), Finishing (F), Garment washing (GW) III. Batch process (B), Continuous process (C)	Knitted fabric (Polyester hosiery)	Pre-treatment and dyeing
			Batch process
9.	Product manufactured (dyed yarn/dyed fabric/garments/denim)	Dyeing of knitted fabric	
10.	GSM of product (for fabric/ denim/ garment etc.)	230	
11.	Consumption of utility, water and raw materials per kg of material processed		
		As per consent	Average (last three months)

	Production in (Kg/ Sq. meter/ nos.)	5000 no./day	4.923 MT/day		
	As informed by Unit, 5000 no = 5000 kg	5 MT/day	4.92 MT/day		
	Steam (MT)	3 TPH	18.9 TPD		
	Water (KL)	185 KLD	59.75		
	Raw material (dyes & chemicals)	HCl-0.06 KLD Chemicals-150 kg/day Fixer-20 kg/day Color-30 kg/day	HCl-0.05-0.06 KLD Fixer-17-20 kg/day Green acid-50 litre DFT-30 litre Deformer-30 litre Castic Soda-20 kg Soda ash-20 kg Color-30 kg/day		
12.	Process details				
	Pretreatment	Yes			
	Dyeing	Yes			
13.	Details of wet processing machinery (Nos. & Capacity)	<ul style="list-style-type: none"> • Stenter Machine-1 Gas Based; 1 (TFH based) • Jet Dyeing Machine- 9 (300 kg each) • Batching Machine packing-2 • Grey rolling machine- 2 			
14.	MLR of process machinery	1:3			
15.	Fresh Water consumption				
	Availability of separate flow meter for domestic/process use:				
	Sources of water	Totalizer reading (m³)	Water consumption (KL) (Total of last three months)	Average water consumption (in KLD)	Logbook maintained (Yes/No)
	Borewell	69080.05	4840	59.75	Yes
	Specific water consumption in KL/MT		12.13 KL/MT		

D. Effluent management and disposal

16.	Flowmeters details	Availability (Yes/No)	Totalizer Reading (m³/hr.)
	Flow at inlet of PETP	Yes	5501.043
	Flow at outlet of PETP	Yes	29306.345
	Recycling points	Not applicable	
17.	Effluent generation (KLD)	40.19 KLD	
18.	Specific effluent generation (KL/MT of product)	8.16 KL/MT	
19.	Effluent disposal (KLD)	53.56 KLD	
20.	Specific effluent Disposal (KL/MT of product)	10.87 KL/MT	
Primary Effluent Treatment Plant (PETP)			

21.	PETP status: Operational				
22.	Installed capacity (KLD): 120 KLD Utilized capacity (KLD): 70-80 KLD				
23.	PETP consists of: (flow diagram) <i>Effluent from process - Collection tank (underground)– Water pumped to Reaction tank for Chemical dosing- Equalization tank – Tube settler - Carbon media filter – Clear water storage tank (underground) – Outlet chamber – Public sewer – CETP Barhi</i>				
24.	Losses in PETP, %				
25.	Name of chemicals consumed at PETP along with quantity (kg/day)	Lime		7.28	
		Alum		7.27	
		Polyelectrolyte		0.37	
26.	Effluent disposal point HSI IDC sewer line				
27.	Bypass arrangement for discharge of untreated effluent Not seen				
28.	Status of CETP membership Connected to CETP Barhi				
29.	Status of storm water management HSI IDC storm water line				
30.	Effluent characteristics: as per analysis report of consented parameter				
	Parameter	PETP inlet	PETP outlet	Prescribed discharge norms	Compliance status <ul style="list-style-type: none"> BOD removal-75.29%, COD removal -68.5% which is not possible with the existing treatment system installed by the unit (i.e., without any biological treatment), and establishes dilution in PETP with fresh water Non-Complying (Dilution)
	pH	6.5	7	6.0-9.0	
	BOD (mg/l)	170	42	500	
	COD (mg/l)	727	229	1400	
	TSS (mg/l)	127	34	1500	
	TDS (mg/l)	1112	1004	2100	
	FDS (mg/l)	888	788		
	Oil & Grease (mg/l)		BDL	15	
	NH3-N (mg/l)		3	-	
	Total Cr (mg/l)		BDL	-	
	Sulphides (mg/l)		4	-	
	SAR	8	6	-	
	Phenolic compound		BDL	-	
31.	Sludge management & disposal				
	Mechanical system details (centrifuge/decanter etc.)		Decanter		
	Average quantity of sludge generated (Kg/day)		14.47 kg/day (as per logbook)		
	Estimated sludge generation		5.22 kg/day		
32.	Separate Energy meter installed for PETP Yes				

	Average Electric Consumption at PETP (KWh/day)	80.55 KWh/day
--	--	---------------

E. Hazardous waste section

33.	Hazardous waste management	
	Authorization status	Valid upto 30-09-2027
	Copy of agreement with recyclers/TSDF	Agreement with M/s Gujarat Enviro-Protection and Infrastructure (Haryana) Private Limited (GEPIL), Pali, Faridabad, Haryana
	Hazardous waste generated (kg/d)	14.47 kg/day
Form-4 and 10 to be collected		

F. Fuel/power consumption

34.	Boiler capacity	3 TPH boiler
35.	Stack height	30 meter
36.	APCD installed	Scrubber, Cyclone
37.	Type of fuel used	Biomass briquette
38.	Fuel consumption (mention units)	3890.04 kg biomass
39.	Estimated ash generation (@ 12 % of biomass briquette)	466.80 kg/day
40.	Ash management	Dumped in landfill
41.	Remark on ash disposal	No record maintained, unscientific disposal cannot be ruled out
42.	Observations: <ol style="list-style-type: none"> 6. Specific fresh water consumption is very low against std. for specific quality (25-30 KL/MT) indicating that fresh water consumption logbook is not properly/correctly maintained 7. Discharge value higher than effluent generation indicates poor record keeping 8. As per analysis of samples collected from PETP inlet and outlet, BOD and COD removal are 75.29% and 68.5% respectively, which is not possible with existing treatment scheme installed by the unit. indicating dilution with freshwater in PETP at different stages. 	
43.	Recommendations/Suggestions: <ol style="list-style-type: none"> 3. Flowmeters are required to be calibrated. 4. Unit shall dismantle the provision of dilution. 	
44.	Overall Compliance status <ul style="list-style-type: none"> • Non-Complying (Dilution) 	

Photographs

Fig.1: Entry Gate



Fig.2: Manufacturing Process Area



Fig.3: Inlet Tank



Fig.4: Reaction Tank



Fig.5: Tube Settler



Fig.6: Dual Media Filter



Fig.6: ETP inlet & outlet flow meter



Fig.7: Final Outlet



INDUSTRY INSPECTION FORMAT (Textile)**A. General section****Date of inspection: 08-08-2024**

1.	Name of the unit with complete postal address:	M/s Shivalik Process, Plot No 416, HSIIDC Barhi Sonapat
2.	Spatial Co-ordinates (Latitude & longitude) in Decimal format only	29.097313 77.044987
3.	Name of Contact person with designation Phone & Email:	Sh Pramod Kumar Sharma (Owner) 9811393856
4.	Industry Operational status	Operational

B. Consent section

(Attach valid copies, or if expired then attach recent expired copies along with copy of application)

5.	Consent	Yes/No/Applied	Validity (Period)
	Air /Water	Yes	30-09-2029
	Hazardous waste authorization	Yes	30-09-2024
	NOC from CGWA/other authority	Applied (Application not provided)	

C. Production, Process and Infrastructure

Production details				
6.	Number of operational days in last three months	81 days (01-05-2024 to 07-08-2024)		
7.	Operation schedule (Operation hours/day)	Day shift (12 hours)		
8.	Type of industry I. Natural fibres (N), Synthetic fibres (S), Blend (NS) II. Pre-treatment (Pt), Dyeing (D), Printing (Pr), Finishing (F), Garment washing (GW) III. Batch process (B), Continuous process (C)	I	II	III
		Synthetic	Pre-treatment & Dyeing	Batch process
9.	Product manufactured (dyed yarn/dyed fabric/garments/denim)	Polyester fabric dyeing		
10.	GSM of product (for fabric/ denim/ garment etc.)	-		
11.	Consumption of utility, water and raw materials per kg of material processed			
		As per consent		Average (last three months)

	Production in (Kg/ Sq. meter/ nos.)	8000 m ² /day	4.2 MT/day
	Considering average GSM of polyster 200-300 = (250 taken)	8000*.25 = 2 MT/day	
	Steam (MT)		
	Water (KL)	-	138.6 KLD
	Raw material (dyes & chemicals)	Acetic acid- 3kg/day Soap for washing – 5 kg/day Fabric – 8000 sqm Caustic Soda- 6 kg/day Common salt – 6kg/day Hydrogen Peroxide – 3 kg/day	4.7 MT/day
12.	Process details		
	Pretreatment	Yes	
	Dyeing	Yes	
	Garment washing	Yes	
13.	Details of wet processing machinery (Nos. & Capacity)	<ul style="list-style-type: none"> • Jet Machine-5 (900 kg each) • Stenter Finishing Machines- 1 (4000 kg) • Rolling Machine- 1 (2500 kg) • Folding Machine-01 (2000 kg) 	
14.	MLR of process machinery	1:4	
15.	Fresh Water consumption		
	Availability of separate flow meter for domestic/process use:		
	Sources of water	Totalizer reading (m³)	Water consumption (KL) (Total of last three months)
	Average water consumption (in KLD)	Logbook maintained (Yes/No)	
	Borewell	Flowmeter under repair during visit	
	Specific water consumption in KL/MT	Logbook not maintained. However as per estimates, 25-40 KL/MT water is required in such process. Considering average of 33 KL/MT FWC, total consumption is 138.6 KLD. (avg production 4.2 MT/day)	

D. Effluent management and disposal

16.	Flowmeters details	Availability (Yes/No)	Totalizer Reading (m³/hr.)
	Flow at inlet	Yes	280139.309
	Flow at outlet	Yes	303669.412
	Recycling points	Not applicable	
17.	Effluent generation (KLD)	24.58 KLD	

18.	Specific effluent generation (KL/MT of product)	5.81 KL/MT			
19.	Effluent disposal (KLD)	176.90 KLD			
20.	Specific effluent Disposal (KL/MT of product)	41.82 KL/MT			
Primary Effluent Treatment Plant (PETP)					
21.	PETP status: Operational				
22.	Installed capacity (KLD): 100 KL Utilized capacity (KLD): 25 KLD				
23.	PETP consists of: (flow diagram) <i>Effluent from process - Collection tank (underground)– Water pumped to Reaction tank for Chemical dosing- Tube settler - Media filter – Outlet chamber – Public sewer – CETP Barhi</i>				
24.	Losses in PETP, %	-			
25.	Name of chemicals consumed at PETP along with quantity (kg/day)	Lime	8.56		
		Ferrous	8.56		
		Polyelectrolyte	0.164		
26.	Effluent disposal point	HSI IDC sewer line			
27.	Bypass arrangement for discharge of untreated effluent	Not seen			
28.	Status of CETP membership	Connected to CETP Barhi			
29.	Status of storm water management	Rain harvesting pit/HSI IDC storm water line			
30.	Effluent characteristics: as per analysis report of consented parameter				
	Parameter	PETP inlet	PETP outlet	Prescribed discharge norms	Compliance status • BOD removal-75%, COD removal-70% which is not possible with the existing treatment system installed by the unit (i.e., without any biological treatment), and establishes dilution in PETP with fresh water. • Inlet BOD is too much lower against typical range of 100 to 500 mg/l, indicating dilution at PETP inlet. Non-Complying (Dilution)
	pH	7.9	8.9	6.0-9.0	
	BOD (mg/l)	56	14	500	
	COD (mg/l)	303	91	1400	
	TSS (mg/l)	50	23	1500	
	TDS (mg/l)	1092	916	2100	
	FDS (mg/l)	892	692	-	
	Oil & Grease (mg/l)	-	BDL	15	
	NH3-N (mg/l)	-	5	-	
	Total Cr (mg/l)	-	BDL	-	
	Sulphide (mg/l)	-	6	-	
	SAR	-	3	-	
	Phenolic compound	-	BDL	-	
Color	BDL	BDL	-		

31.	Sludge management & disposal	
	Mechanical system details (centrifuge/decanter etc.)	No
	Sludge drying beds	Total Nos: 3
	Average quantity of sludge generated (Kg/day)	18.06 kg/day (as per record)
	Estimated sludge generation	2.36 kg/day
32.	Separate Energy meter installed for PETP	Yes
	Average Electric Consumption at PETP (KWh/day)	39.2 KWh/day (as per logbook)

E. Hazardous waste section

33.	Hazardous waste management	
	Authorization status	Upto 30-09-2024
	Copy of agreement with recyclers/TSDP	Agreement with M/s Gujarat Enviro-Protection and Infrastructure (Haryana) Private Limited (GEPIL), Pali, Faridabad, Haryana
	Hazardous waste generated (kg/d)	18.06 kg/day
Form-4 and 10 to be collected		

F. Fuel/power consumption

34.	Boiler capacity	6 lac kilocalorie/hour TFH
35.	Stack height	30 meter
36.	APCD installed	Cyclone, Wet scrubber
37.	Type of fuel used	Biomass briquette
38.	Fuel consumption (mention units)	8.30 MT/day
39.	Estimated ash generation (@ 12 % of biomass briquette)	996.95 kg/day
40.	Ash management	Handed over to local body
41.	Remark on ash disposal	Record not maintained, unscientific disposal cannot be ruled out
42.	Observations:	
	<ol style="list-style-type: none"> 1. Average production of unit is 4.2 MT/day which is more than consented value of 8000 no./day or 2 MT/day. 2. Unit is not maintaining data/logbook of fresh water consumption. 3. Actual Effluent generation value is quite low w.r.t reported production & specific effluent discharge, which indicates that effluent generation/effluent discharge logbook is not properly/correctly maintained 4. Unit has installed a boiler of 6 lac kcal capacity for steam requirement. As per logbook, unit uses 8.30 MT/day biomass briquette as a fuel for boiler against consented value of 2 MT/day. 	

	<ol style="list-style-type: none"> 5. Inlet BOD is too much lower against typical range of 100 to 500 mg/l, indicating dilution at PETP inlet. 6. As per analysis of samples collected from PETP inlet and outlet, dilution is observed at outlet. Approx 75% reduction in BOD and 70% reduction in COD has been observed at PETP outlet indicating dilution with freshwater in PETP at different stages.
43.	<p>Recommendations/Suggestions:</p> <ol style="list-style-type: none"> 1. Unit shall arrange to calibrate flowmeters at PETP. 2. Unit shall maintain data for freshwater consumption on daily basis. 3. Unit shall not exceed boiler fuel from its consented capacity. 4. Unit shall dismantle the provision of dilution.
44.	<p>Overall compliance status</p> <ul style="list-style-type: none"> • Non-complying (Dilution)

Photographs

Fig.1: Manufacturing process area



Fig.2: TFH boiler



Fig.3: Dosing Tank



Fig.4: Flowmeter at outlet



Fig.5: Tube Settler

Fig.6: Dual Media Filter



Fig.7: Sludge Drying Bed



Fig.8: Final Outlet



Annexure – 32: M/s Abycons Textiles Pvt. Ltd.

INDUSTRY INSPECTION FORMAT (Textile)**A. General section****Date of inspection: 09/08/2024**

1.	Name of the unit with complete postal address:	M/s Abycons Textiles Pvt. Ltd., Plot No. 685, Phase II HSIIDC, Barhi, Sonipat, Haryana
2.	Spatial Co-ordinates (Latitude & longitude) in Decimal format only	Latitude: 29.111852, Longitude: 77.041219
3.	Name of Contact person with designation Phone & Email:	Sh. Sushil Jain (Owner) Phone: 7056737475/9818102122 Email: abconstextiles@gmail.com
4.	Industry Operational status	Operational

B. Consent section

(Attach valid copies, or if expired then attach recent expired copies along with copy of application)

5.	Consent	Yes/No/Applied	Validity (Period)
	Air /Water	Yes	04/09/2020 to 30/09/2024
	Hazardous waste authorization	Yes	30.09.2024
	NOC from CGWA/other authority	Applied	03/12/2022

C. Production, Process and Infrastructure

Production details				
6.	Number of operational days in last three months	66 days		
7.	Operation schedule (Operation hours/day)	General shift		
8.	Type of industry	I	II	III
	I. Natural fibres (N), Synthetic fibres (S), Blend (NS) II. Pre-treatment (Pt), Dyeing (D), Printing (Pr), Finishing (F), Garment washing (GW) III. Batch process (B), Continuous process (C)	Synthetic fibers	Dyeing, Printing, Finishing	Batch process
9.	Product manufactured (dyed yarn/dyed fabric/garments/denim)	Printed fabric (Bedsheet from polyester using reliance thread)		
10.	GSM of product (for fabric/ denim/ garment etc.)	70 GSM fabric		
11.	Consumption of utility, water and raw materials per kg of material processed			
		As per consent		Average (last three months)

	Production in (Kg/ Sq. meter/ nos.)	2.8	2.03 MTD	
	Steam (MT)	Not mentioned		6.3 MT/day (based on 70% efficiency of boiler)
	Water (KL)	135 (as per NOC application no. HWRA/IND/R/2022/319)	64.91 KLD	
	Raw material (dyes & chemicals)	Fabric: 20000 m ² , Yarn: 5 metric tonnes/day, Colour: 200 kg/day, Chemicals: 100 kg/day, Coal: 2 MT/day, Packing material: 20 kg/day		No record of raw material consumption was maintained
12.	Process details			
	Pretreatment	Yarn procurement (Reliance thread) → Weaving/Fabric → Printing (Gum) → Washing → Finishing and folding		
	Dyeing			
	Printing			
	Finishing			
	Garment washing			
13.	Details of wet processing machinery (Nos. & Capacity)	Details of machinery used in the unit (Nos. & Capacity) was not provided		
14.	Fresh Water consumption Availability of separate flow meter for domestic/process use: Yes, available			
	Sources of water	Totalizer reading (m3)	Water consumption (KL) (Total of last three months)	Average water consumption (in KLD)
	Borewell 1	28041.644 m ³ (24.8 m ³ /hr) (during visit)	1558 KL (from 01/07/2024 to 09/08/2024)	64.91 KLD
	Municipal sources	-	Municipal sources of fresh water not available	
	Specific water consumption in KL/MT		31.97 KL/MT	

D. Effluent management and disposal

15.	Flowmeters details	Availability (Yes/No)	Totalizer Reading (m³)
	Flow at inlet	No	NA
	Flow at outlet	Yes	296555.957 m ³ (Flow: 6.13 m ³ /hr.)
	Recycling points	No recycling	No recycling
16.	Effluent generation (KLD)	36.21 KLD (estimated)	
17.	Specific effluent generation (KL/MT of product)	17.84 KL/MT	

18.	Effluent disposal (KLD)	35.5 KLD			
19.	Specific effluent Disposal (KL/MT of product)	17.49 KL/MT			
20.	Recycled water consumption (Avg. in KLD)	No recycling of water observed			
21.	Specific recycled water consumption (KL/MT of product)	Not applicable			
Primary Effluent Treatment Plant (PETP)					
22.	PETP status: Operational				
23.	Installed capacity (KLD): 50 KLD Utilized capacity (KLD): 36.21 KLD				
24.	PETP consists of: Underground effluent collection tank→Mixing tank (chemical dosing)→Clarifier→Tube settler→MGF→ACF→Treated effluent in collection tank→HSI IDC sewer <i>Remark: The existing PETP can reduce BOD upto 50%, COD upto 60% & TDS upto 25% only</i>				
25.	Losses in ETP, %				
26.	Name of chemicals consumed at ETP along with quantity (kg/day)	Month	Quantity of Lime Consumed (kg)	Quantity of Alum Consumed (kg)	Quantity of Polyelectrolyte Consumed (kg)
		July, 2024	257	184	4800
		August, 2024	40	34	650
		Total	297	218	5450
		Average (kg/day)	7.43	5.45	0.23
27.	Effluent disposal point	HSI IDC sewer line			
28.	Bypass arrangement for discharge of untreated effluent	Bypass arrangement not observed			
29.	Status of CETP membership	As informed, the unit was CETP member, however, membership certificate was not provided			
30.	Status of storm water management	HSI IDC storm water line			
31.	Effluent characteristics: as per analysis report of consented parameter				
	Parameter	PETP inlet	PETP outlet	Prescribed discharge norms	Compliance status G. With existing treatment scheme, such a high reduction in pollution parameters indicates dilution with freshwater in
	pH	7.05	7.17	6.0-9.0	
	BOD (mg/l)	95	7	500	
	COD (mg/l)	472	40	1400	
	TSS (mg/l)	210	24	1500	
	TDS (mg/l)	2260	510	2100	
	Oil & Grease (mg/l)	510	BDL	15	
NH ₃ -N (mg/l)	11.20	2.8	-		

	Total Cr (mg/l)	3.69	ND	-	PETP at different stages Non-complying (Dilution)
	Sulphides (mg/l)	6.4	0.8	-	
	SAR	52.48	13.84	-	
	Phenolic compound	1.43	ND	-	
32.	Sludge management & disposal				
	Mechanical system details (centrifuge/decanter etc.)	From tube settler trough pipeline to sludge drying bed (03 nos.)			
	Sludge drying beds	Total Nos: 03			
	Average quantity of sludge generated (Kg/day)	Month		Quantity of Sludge Generation (kg)	
		July, 2024		607	
		August, 2024		0	
		Total		607	
		Average (kg/day)		15.18	
	Estimated sludge generation	8.04 kg/day			
33.	Separate Energy meter installed for ETP	Yes			
	Average Electric Consumption at ETP (KWh/day)	43.96 KWh/day (as per electric consumption record from 01/06/2024 to 09/08/2024)			

E. Hazardous waste section

34.	Hazardous waste management	
	Copy of agreement with recyclers/TSDF	Not provided
	Hazardous waste generated (kg/d)	Hazardous waste generation record not maintained
Form-4 and 10 to be collected: Not provided		

F. Fuel/power consumption

35.	Boiler capacity	1. Boiler: 1.5 Ton/hr. 2. TFH: 1500000 Kcal/hr.
36.	Stack height	38. Stack attached to boiler: 30 meter 39. Stack attached TFH: 30 meter
37.	APCD installed	Wet scrubber
38.	Type of fuel used	Biomass
39.	Fuel consumption (mention units)	1.030 Tonnes/day



40.	Estimated ash generation (@ 12 % of biomass briquette)	0.1236 Tonnes/day (i.e. 123.6 kg/day)
41.	Ash management	As informed boiler ash is provided to contractors for final disposal.
42.	Remark on ash disposal	Details of contractor engaged in boiler ash disposal not provided by the unit.

Specific Observations:

1. The unit has installed PETP having capacity of 50 KLD for the treatment of effluent generated from the processing of polyester fabric. The effluent was collected in a collection tank for the treatment in continuous mode. The unit has permission to discharge trade effluent into HSIIDC sewer after treatment leading to CETP as well as domestic sewage in the same sewer line.
2. The unit has appointed 01 nos. of ETP staff for the operation and maintenance of PETP.
3. The analysis results of the samples collected from inlet and outlet of the unit indicate suspected dilution since the results show 77.4% reduction in TDS even though there is no TDS reduction system installed as well 92.5 % reduction in BOD and 91.5% reduction in COD.
4. Effluent generation should be approx. 85% of fresh water consumption, however in this case effluent generation is 56% of fresh water consumptions, which indicates that fresh water consumption/effluent generation/effluent discharge logbook is not properly/correctly maintained.

Compliance Status: Non-complying (dilution)

Photographs

Fig.1: Entrance gate	Fig.2: Manufacturing process area
	
Fig.3: Coordinates of the unit	Fig.4: ETP set up

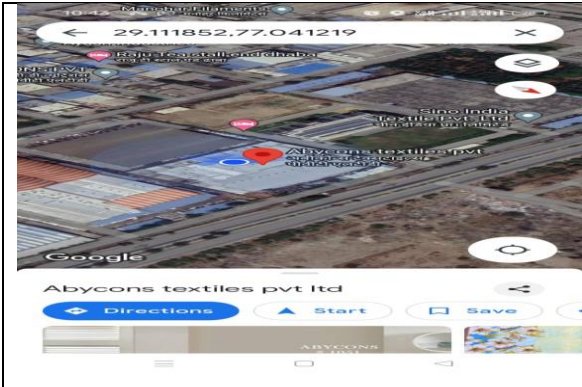


Fig.5: ETP sludge room



Fig.6: Flow meter at borewell



Fig.6: Energy meter of the ETP



Fig.7: ETP outlet flow meter



INDUSTRY INSPECTION FORMAT (Textile)**A. General section****Date of inspection:07.08.2024**

1.	Name of the unit with complete postal address:	M/s Global Enterprises, 656, HSIIDC, Barhi, Sonipat
2.	Spatial Co-ordinates (Latitude & longitude) in Decimal format only	29.1073 N 77.0421 E
3.	Name of Contact person with designation Phone & Email:	Sh. Ravinder Kumar Arora, Partner 9812037903 raviarorage@gmail.com
4.	Industry Operational status	Operational

B. Consent section

(Attach valid copies, or if expired then attach recent expired copies along with copy of application)

5.	Consent	Yes/No/Applied	Validity (Period)
	Air /Water	Yes	30.09.2028
	Hazardous waste authorization	Yes	30.09.2028
	NOC from CGWA/other authority	Applied	10.02.2023

C. Production, Process and Infrastructure

Production details			
6.	Number of operational days in last three months	58	
7.	Operation schedule (Operation hours/day)	General shift	
8.	Type of industry I. Natural fibres (N), Synthetic fibres (S), Blend (NS) II. Pre-treatment (Pt), Dyeing (D), Printing (Pr), Finishing (F), Garment washing (GW) III. Batch process (B), Continuous process (C)	I	II
		Synthetic	Dyeing
9.	Product manufactured (dyed yarn/dyed fabric/garments/denim)	Dyeing of yarn & polyester fabric	
10.	Consumption of utility, water and raw materials per kg of material processed		

		As per consent	Average (last three months)		
	Production in (Kg/ Sq. meter/ nos.)	42. Yarn dyeing- 3 MT/day 43. Polyester dyeing – 1 MT/day	3.626 MT/day		
	Water (KL)	68 KLD	42.806 KLD		
	Raw material (dyes & chemicals)	1. Caustic- 6 kg/day 2. Colour- 75 kg/day 3. PFT- 15 kg/day 4. CWS- 2 kg/day 5. Poly Yarn – 3 MT/day 6. HCl-0.005 kl/day 7. Caustic soda- 4 kl/day 8. Colour- 6 kg/day 9. Polyester -1 MT/day	4.35 MTD (estimated)		
11.	Process details				
	Pretreatment	-			
	Dyeing	Yes			
	Printing	-			
	Finishing	Yes			
	Garment washing	-			
12.	Details of wet processing machinery (Nos. & Capacity)	S.No.	Name of machine	Machine Liquor ratio	Machine model no. in invoice
		1.	PLC based package dyeing machine	1 :5	SM-500 kg
		2.			SM-300 kg
		3.			SM-200 kg
		4.			SM-100 kg
		5.			SM-50 kg
		6.			SM- 15 kg
13.	MLR of process machinery	1: 5			
14.	Fresh Water consumption Availability of separate flow meter for domestic/process use: No				

Sources of water	Totalizer reading (m ³)	Water consumption (KL) (Total of last two months)	Average water consumption (in KLD)	Logbook maintained (Yes/No)
Borewell 1	7573.93	1302.21	42.006	Yes
Municipal sources			0.8	
Specific water consumption in KL/MT		11.8		

D. Effluent management and disposal

15.	Flowmeters details	Availability (Yes/No)	Totalizer Reading (m ³ /hr.)
	Flow at inlet	No	NA
	Flow at outlet	Yes	33788.85
	Recycling points	-	
16.	Effluent generation (KLD)	31.29 (estimated)	
17.	Specific effluent generation (KL/MT of product)	8.63	
18.	Effluent disposal (KLD)	30.68	
19.	Specific effluent Disposal (KL/MT of product)	8.46	
20.	Recycled water consumption (Avg. in KLD)	NA	
21.	Specific recycled water consumption (KL/MT of product)	NA	
Primary Effluent Treatment Plant (PETP)			
22.	PETP status: Operational		
23.	Installed capacity (KLD): 60 KLD Utilized capacity (KLD) approx.: 31.29 KLD		
24.	PETP consists of: (flow diagram): O&G Tank → Equalization tank → Primary clarifier → Aeration tank → Secondary clarifier → PSF → ACF		
25.	Losses in PETP, %	02 %	
26.	Name of chemicals consumed at PETP along with quantity (kg/day)	Lime	15.09
		Alum	18
		Polyelectrolyte	0.14
27.	Effluent disposal point	HSI IDC sewer line	

28.	Bypass arrangement for discharge of untreated effluent	No			
29.	Status of CETP membership	Valid			
30.	Status of storm water management	HSI IDC drain			
31.	Effluent characteristics: as per analysis report of consented parameter				
	Parameter	PETP inlet	PETP outlet	Prescribed discharge norms	Compliance status
	pH	7.24	6.97	6.0-9.0	Complying
	BOD (mg/l)	175	115	500	
	COD (mg/l)	880	576	1400	
	TSS (mg/l)	420	45	1500	
	TDS (mg/l)	2190	1550	2100	
	Oil & Grease (mg/l)	17.6	4.2	15	
	NH ₃ -N (mg/l)	17.52	6.36	-	
	Total Cr (mg/l)	3.05	0.42	-	
	Sulphides (mg/l)	7.2	0.8	-	
	SAR	93.84	42.79	-	
	Phenolic compound	1.65	0.17	-	
32.	Sludge management & disposal				
	Mechanical system details (centrifuge/decanter etc.)	No			
	Sludge drying beds	Total Nos:03			
	Average quantity of sludge generated (Kg/day)	31.32 kg/day			
	Estimated sludge generation	15.02 kg/day			

E. Hazardous waste section

33.	Hazardous waste management	
	Copy of agreement with recyclers/TSDF	Attached
	Hazardous waste generated (kg/d)	31.32

Form-4 and 10 to be collected**F. Fuel/power consumption**

34.	Boiler capacity	4 lakh calories
35.	Stack height	-
36.	APCD installed	Cyclone separator & wet scrubber

37.	Type of fuel used	Briquette
38.	Fuel consumption (mention units)	2 tonnes / day (As informed)
39.	Estimated ash generation (@ 12 % of biomass briquette)	240 kg
40.	Ash management	Landfill
41.	<p>❖ Specific Observations:</p> <ol style="list-style-type: none"> The unit was found operational at the time of inspection. The unit is involved in the washing and dyeing of fabrics with an installed capacity of 3 MT / day for dyeing of yarn and 1 MT for dyeing of polyester. As per the logbooks provided, the unit is manufacturing dyed yarn @ 3.62 MT/day during 1st June, 2024 to 6th August, 2024. The unit has valid consents under Air & Water Act as well as Hazardous waste authorization and has applied for CGWA NOC. The unit has 01 borewell to fulfill its water requirements. The CGWA NOC of the unit expired on 10.02.2023 and it has applied for the same. The effluent generated is sent to an ETP having an installed capacity of 60 KLD. The ETP comprises of : O&G Tank → Equalization tank → Primary clarifier → Aeration tank → Secondary clarifier → PSF → ACF The treated effluent is then sent CETP through HSIIDC drain. Specific fresh water consumption is very low against std. for specific quality (25-30 KL/MT) indicating that fresh water consumption logbook is not properly/correctly maintained. Also, specific effluent generation is also quite low. The analysis results of samples collected from inlet and outlet of ETP show compliance with respect to stipulated standards. 	
42.	Compliance status: Complying	

Photographs

Fig.1: Entrance gate



Fig.3: Chemical storage

Fig.2: Manufacturing process area



Fig.4: ETP set up



Fig.5: ETP outlet flow meter



Fig.6: Borewell flow meter



Annexure – 34: M/s Abycons Woolens Pvt. Ltd.

INDUSTRY INSPECTION FORMAT (Textile)**A. General section****Date of inspection: 07.08.2024**

1.	Name of the unit with complete postal address:	M/s Abycons Wollens Pvt. Ltd. Plot no. 525, HSIIDC, Phase-2 Barhi
2.	Spatial Co-ordinates (Latitude & longitude) in Decimal format only	Lat. 29.104928 Long. 77.037782
3.	Name of Contact person with designation Phone & Email:	Sh. Susheel Kumar Jain Mob. No. 9818102122 Sh. Anil Kumar Jain, Director Mob. No. 9810127911 Alamgir Ansari, Production Head Mob. No. 9416234816 abyconswoolens@gmail.com
4.	Industry Operational status	Operational

B. Consent section

(Attach valid copies, or if expired then attach recent expired copies along with copy of application)

5.	Consent	Yes/No/Applied	Validity (Period)
	Air /Water	Yes	30.09.2028
	Hazardous waste authorization	Yes	30.09.2027
	NOC from CGWA/other authority	Applied on 20.06.2024	Not available

C. Production, Process and Infrastructure

Production details				
6.	Number of operational days in last three months	60 days		
7.	Operation schedule (Operation hours/day)	Day shift		
8.	Type of industry I. Natural fibres (N), Synthetic fibres (S), Blend (NS) II. Pre-treatment (Pt), Dyeing (D), Printing (Pr), Finishing (F), Garment washing (GW) III. Batch process (B), Continuous process (C)	I	II	III
		Synthetic Fibres (S), Blend (NS)	Finishing (F), Pre-treatment (Pt), dyeing (D), Printing (Pr) and washing	Batch Process (B)
9.	Product manufactured	Dyeing of Fabric (bedsheets)		
10.	GSM of product (for fabric)	100		
11.	Consumption of utility, water and raw materials per kg of material processed			

		As per consent	Average		
	Production in (nos./day)	40000	2489 (0.976 MT)		
	Steam (MT)	3 TPH	11.78		
	Water (KL) As per NOC	Total: 27000m³/year Industrial: 22500 m ³ /year Domestic: 1500 m ³ /year Others: 3000 m ³ /year	3065 KL (as per logbook) 39 days		
	Raw material (dyes & chemicals)	yarn 8 MT/day Fabric 40000 m ² chemical 600 kg/day dye 400 kg/day	yarn		
12.	Process details				
	Pretreatment	-			
	Dyeing	-			
	Printing	-			
	Finishing	yes			
	Garment washing	yes			
13.	Details of wet processing machinery (Nos. & Capacity)	Not provided			
14.	MLR of process machinery	1:3			
15.	Fresh Water consumption Availability of separate flow meter for domestic/process use:				
	Sources of water	Totalizer reading (m³)	Water consumption (KL) (Total of last three months)	Average water consumption (in KLD)	Logbook maintained (Yes/No)
	Borewell 1	003089.778	3065	78.58	yes
	Specific water consumption in KL/MT		80.51 (Production approx.0.976MT)		

D. Effluent management and disposal

16.	Flowmeters details	Availability (Yes/No)	Totalizer Reading (m³/hr.)
	Flow at inlet	No	No
	Flow at outlet	Yes	003089.778
	Recycling points	No	No
17.	Effluent generation (KLD)	No flow meter installed at the inlet of ETP	

18.	Specific effluent generation (KL/MT of product)	No flow meter installed Estimated value @85% of fresh water consumption 68.43 (80.51*85/100)		
19.	Effluent disposal (KLD)	35.80		
20.	Specific effluent Disposal (KL/T of product)	36.68 KL/MT		
21.	Recycled water consumption (Avg. in KLD)	No flow meter installed at the recycling point		
22.	Specific recycled water consumption (KL/MT of product)	NA (no meter installed at recycling point)		
Primary Effluent Treatment Plant (PETP)				
23.	PETP status:	Operational		
24.	Installed capacity (KLD): 50 KLD Utilized capacity (KLD): 30-35 KLD			
25.	PETP consists of: (flow diagram)	Influent→collection tank→by pump→Equalization tank→tube settler→clean water tank→Carbon filters→Outlet		
26.	Losses in PETP, %	55% losses as per logbook		
27.	Name of chemicals consumed at PETP along with quantity (kg/day)	Lime	13.13 kg/day	
		Alum	8.69 kg/day	
		Polyelectrolyte	0.16 kg/day	
28.	Effluent disposal point	HSI IDC sewer line		
29.	Bypass arrangement for discharge of untreated effluent	No bypass arrangement was observed		
30.	Status of CETP membership	Member of CETP Barhi		
31.	Status of storm water management	Rain harvesting pit provided		
32.	Effluent characteristics: as per analysis report of consented parameter			
	Parameter	ETP inlet	ETP outlet	Prescribe discharge norms
	pH	7.6	8.4	6.0-9.0
	BOD (mg/l)	340	4	500
	COD (mg/l)	1950	8	1400
	TSS (mg/l)	980	14	1500
	TDS (mg/l)	2172	608	2100
	FDS (mg/l)	1696	480	2100
Oil & Grease (mg/l)		BDL	15	
				High reduction in pollution parameters indicating dilution with freshwater in

	NH3-N (mg/l)	-	3	-	PETP at different stages Non-Complying (Dilution)
	Total Cr (mg/l)		BDL	-	
	Sulphides (mg/l)	-	-	-	
	SAR		5	-	
	Phenolic compound		BDL	-	
33.	Sludge management & disposal				
	Mechanical system details (centrifuge/decanter etc.)			Manual	
	Sludge drying beds			Total Nos: 04	
	Average quantity of sludge generated (Kg/day)			23.21 kg/day	
	Estimated sludge generation			36.78 Kg/day	
34.	Separate Energy meter installed for ETP			Unit has installed separate energy meter	
	Average Electric Consumption at ETP (KWh/day)			22.67 (June to August)	

E. Hazardous waste section



35.	Hazardous waste management	
	Copy of agreement with recyclers/TSDF	Not available (unit has not provided the copy of TSDF agreement)
	Hazardous waste generated (kg/d)	Not available
Form-4 and 10 to be collected		

F. Fuel/power consumption









36.	Boiler capacity	3 Ton
37.	Stack height	30 mtrs
38.	APCD installed	Yes (wet scrubber)
39.	Type of fuel used	Agro based (Briquette)
40.	Fuel consumption (mention units)	Unit has not maintained the logbook of fuel consumption
41.	Estimated ash generation (@ 12 % of biomass briquette)	NA
42.	Ash management	Ash generated was send to GIPL (through trolleys)
43.	Remark on ash disposal	Not available (No logbooks of ash generation and disposal were maintained)
44.	Overall status	Non Complying (Dilution)
45.	Observation	

	<ol style="list-style-type: none"> 1. The unit has not installed flow meter at the inlet of ETP. 2. The unit is recycling some of the treated effluent in process machinery, however no flow meter at the recycling point was installed. 3. The unit has installed a flowmeter at the borewell; however, it was observed that the power connection of the flowmeter was separate and flowmeter could be operated independent of borewell operation. This implies that the flowmeter is not currently integrated or connected to the main power system to borewell motor and flowmeter was operated at will, which may affect the accuracy of measuring water usage. 4. Analysis results of the samples collected from the inlet and outlet of ETP showed TDS 2172 mg/l and 608 mg/l. This indicates 72% reduction in TDS. The TDS of the fresh water sample was 500mg/l which indicates that the unit is diluting the effluent with fresh water. 5. The unit has underground tanks, for influent and effluent storage. The unit is also storing ground water in underground tanks. Hence possibility of mixing of ground water with industrial effluent cannot be ruled out. 6. The gap in freshwater abstraction was approx. 78 KLD and the effluent disposed is just approx. 35 KLD indicating a gap of 43 KLD (effluent disposed is only 55% of freshwater) which may be an indication of bypass of effluent. 7. Specific fresh water consumption is very high against std. for specific quality (25-30 KL/MT) indicating that either fresh water consumption logbook is not properly/correctly maintained or actual production is higher than reported production. 8. Effluent discharge is very low against fresh water consumption (@ 45 %), indicating that either fresh water consumption/effluent discharge logbook is not properly/correctly maintained or unit is bypassing unrecorded untreated effluent <p><u>Recommendations</u></p> <ol style="list-style-type: none"> 1. To accurately measure the volume of effluent entering the treatment plant the unit shall install flow meter at the inlet point and recycling point. 2. The unit shall ensure the flow meter is properly connected to the main system for accurate water usage measurement. 3. The unit shall maintain proper log books for fuel consumption, ash generation, and hazardous waste management to ensure compliance and efficient operation.
--	---

Inspection Team

Name of Officer/Official with designation	Signature
1. Ms. Anshul Kumari, RA-III, CPCB	
2. Dr. Firoz Ahmad, RA-III, CPCB	

Photographs

<p>Fig.1: Entrance gate</p>	<p>Fig.2: Manufacturing process area</p>
	
<p>Fig.3: Sludge stored in plastic bags and stored in a sludge room</p>	<p>Fig.4: ETP Area</p>
	
<p>Fig.5: Briquette for boiler (biomass)</p>	<p>Fig.6: Borewell flow meter</p>
	
<p>Fig.7: Boiler</p>	<p>Fig.8: ETP energy meter</p>
	

Annexure – 35: M/s Bansal Processing House.

INDUSTRY INSPECTION FORMAT (Textile)**A. General section**

Date of inspection: 07.08.2024

1.	Name of the unit with complete postal address:	M/s BANSAL PROCESSING HOUSE PLOT NO. 523, HSIIDC, PHASE-II, BARHI, SONEPAT
2.	Spatial Co-ordinates (Latitude & longitude) in Decimal format only	29.103546 N 77.037505 E
3.	Name of Contact person with designation Phone & Email:	Sh. Nikhil Bansal 9811113762 bansalprocessing@yahoo.com
4.	Industry Operational status	Operational

B. Consent section

(Attach valid copies, or if expired then attach recent expired copies along with copy of application)

5.	Consent	Yes/No/Applied	Validity (Period)
	Air /Water	Yes	01.10.2020 to 30.09.2025
	Hazardous waste authorization	Yes	05.11.2020 to 30.09.2025
	NOC from Haryana Water Resources Authority	Applied for renewal	Old expired (14.12.2022 to 14.12.2023)

C. Production, Process and Infrastructure

Production details				
6.	Number of operational days in last three months	26 days		
7.	Operation schedule (Operation hours/day)	Day shift		
8.	Type of industry I. Natural fibres (N), Synthetic fibres (S), Blend (NS) II. Pre-treatment (Pt), Dyeing (D), Printing (Pr), Finishing (F), Garment washing (GW) III. Batch process (B), Continuous process (C)	I Synthetic fibres (S), Blend (NS)	II Dyeing (D), Fabric washing (GW)	III Batch process (B)
9.	Product manufactured (dyed yarn/dyed fabric/garments/denim)	Dyed fabric Grey material received → grey material issued in lots → Lot send in jet dyeing machine → after dyeing lot unloaded → fabric in trolley is stentored from Stentor machine → stenter fabrics inspected & packed in rolls → rolls are dispatched to parties		

10.	GSM of product (for fabric/ denim/ garment etc.)	Approx. 100 gm			
11.	Consumption of utility, water and raw materials per kg of material processed				
		As per consent	Average (last three months)		
	Production in (Kg/ Sq. meter/ nos.)	25000 sq. meter/day	18748.3 meter/day (1874 Kg/day) 1.87 MT/day		
	Steam (MT)	-	-		
	Water (KLD)	135.77/day	40.55 KLD		
	Raw material (dyes & chemicals)	Dyes and Chemicals 50 kg/day and fabric – 25000 meter /day	Lime- 13.741 kg/day Alum – 16.68 kg/day Poly – 0.132 kg/day Fabric dyed- 18748.3 meter/day		
12.	Process details				
	Pretreatment	-			
	Dyeing	Dyeing			
	Printing	-			
	Finishing	Finishing			
	Garment washing	Washing			
13.	Details of wet processing machinery (Nos. & Capacity)	Jet dyeing machines			
14.	MLR of process machinery				
15.	Fresh Water consumption Availability of separate flow meter for domestic/process use:				
	Sources of water	Totalizer reading (m³)	Water consumption (KL) (Total of last three months)	Average water consumption (in KLD)	Logbook maintained (Yes/No)
	Borewell	22409m ³	2149.37	40.554	Yes
	Municipal sources (HSIIDC Supply)	No information	-	-	-
	Specific water consumption in KL/MT	21.68			

D. Effluent management and disposal

16.	Flowmeters details	Availability (Yes/No)	Totalizer Reading (m ³ /hr.)
	Flow at inlet	Yes	008733.16 m ³ (6.48m ³ /hr)
	Flow at outlet	Yes	9819.77m ³ (19.41 m ³ /hr)
	Recycling points	NA	NA

17.	Effluent generation (KLD)	34.27 KLD		
18.	Specific effluent generation (KL/MT of product)	18.32 KL/MT		
19.	Effluent disposal (KLD)	35.82 KLD		
20.	Specific effluent Disposal (KL/MT of product)	19.15 KL/MT		
21.	Recycled water consumption (Avg. in KLD)	NA		
22.	Specific recycled water consumption (KL/MT of product)	NA		
Primary Effluent treatment plant (PETP)				
23.	PETP status:	Operational		
24.	Installed capacity (KLD):	100 KLD Utilized capacity (KLD): 35-40 KLD		
25.	PETP consists of: (flow diagram)	Collection tank → flash mixer tank → tube settler → clear water tank → tertiary filter → outlet to HSIIDC sewer line		
26.	Losses in PETP, %	-		
27.	Name of chemicals consumed at PETP along with quantity (kg/day)	Lime	13.740 kg/day	
		Alum	16.685 kg/day	
		Polyelectrolyte	0.132 kg/day	
28.	Effluent disposal point	HSIIDC sewer line		
29.	Bypass arrangement for discharge of untreated effluent	Not observed		
30.	Status of CETP membership	CETP Barhi member		
31.	Status of storm water management	HSIIDC storm water line		
32.	Effluent characteristics: Bansal Processing House, 523, HSIIDC, Barhi, Sonipat sampling on 07.08.2024 as per analysis report of consented parameter			
	Parameter	PETP inlet	PETP outlet	Prescribed discharge norms
	pH	6.9	7.3	6.0-9.0
	BOD (mg/l)	1148	165	500
	COD (mg/l)	1660	333	1400
	TSS (mg/l)	313	60	1500
	TDS (mg/l)	1152	996	-
	FDS (mg/l)	896	788	2100
	Oil & Grease (mg/l)	-	BDL	15
				High reduction in pollution parameters indicating dilution with freshwater in PETP at different stages. Non-Complying (Dilution)

	NH3-N (mg/l)	-	11	-	
	Total Cr (mg/l)	-	BDL	-	
	Sulphides (mg/l)	-	18	-	
	SAR	-	7	-	
	Phenolic compound	-	BDL	-	
33.	Sludge management & disposal				
	Mechanical system details (centrifuge/decanter etc.)	Manual			
	Sludge drying beds	Total Nos: 03			
	Average quantity of sludge generated (Kg/day)	21.42kg/day			
	Estimated sludge generation (40% of inlet TSS load)	11.72			
34.	Separate Energy meter installed for ETP	Yes			
	Average Electric Consumption at ETP (KWh/day)	34.88 KWh/day			

E. Hazardous waste section

35.	Hazardous waste management	
	Authorization status	Hazardous waste authorization from HSPCB valid from 05.11.2020 to 30.09.2025.
	Copy of agreement with recyclers/TSDF	Agreement with GEPIL upto 2028 (copy provided)
	Hazardous waste generated (kg/d)	ETP sludge wasted - 21 kg/day average (as per log book) 2785 kg to TSDF in 220 days including holidays (Avg. 12.65 Kg/day)

Form-4 and 10 to be collected – copy of 02 form 10 provided

F. Fuel/power consumption

36.	Boiler capacity	1500000 Kcals/hr
37.	Stack height	30 meter
38.	APCD installed	Wet scrubber
39.	Type of fuel used	Biomass briskets
40.	Fuel consumption (mention units)	-
41.	Estimated ash generation (@ 12 % of biomass briquette)	-
42.	Ash management	No record

43.	Remark on ash disposal	Record for ash generation and disposal not maintained
44.	Overall status	Non-Complying (w.r.t. dilution)
45.	<p>Salient Observations during inspection</p> <ol style="list-style-type: none"> Unit has installed a physico-chemical based ETP. Difference between water extracted from borewell is approx. 40 KLD and discharge from ETP is approx. 34-35 KLD. No logbook available for water consumption from HSIIDC connection. Unit has no valid NOC for ground water extraction. Discharge value higher than effluent generation indicates poor record keeping As per sample analyzed from inlet and outlet of ETP from the industry, unit was found complying to CETP Barhi inlet standards and consented norms from HSPCB. No flow meter available at PETP inlet for quantification of effluent generation Specific fresh water consumption is very high against std. for specific quality (25-30 KL/MT) indicating that either fresh water consumption logbook is not properly/correctly maintained or actual production is higher than reported production. High reduction in pollution parameters indicating dilution with freshwater in PETP at different stages. <p>Recommendations</p> <ol style="list-style-type: none"> Maintain proper logbooks for water consumption from municipal sources (HSIIDC) and for other operational parameters. Obtain a valid NOC for ground water extraction to comply with regulations. Implement a system for recording ash generation and disposal to ensure compliance with waste management practices. 	

Photographs



Fig.1: Entrance gate

Fig.2: Manufacturing process area



Fig.3: Flash mixing tank of ETP

Fig.4: ETP set up



Fig.5: Boiler area

Fig.6: Collection tank of ETP

Annexure – 36: M/s Sri Ram Cottgins Pvt. Ltd.

INDUSTRY INSPECTION FORMAT (Textile)**A. General section**

Date of inspection:08.08.2024

1.	Name of the unit with complete postal address:	M/s Sri Ram Cottgins Pvt. Ltd. Plot No. 501, HSIIDC Industrial Area, Barhi, Sonipat, Haryana
2.	Spatial Co-ordinates (Latitude & longitude) in Decimal format only	29.108110 N 77.043745 E
3.	Name of Contact person with designation Phone & Email:	Shri Gulshan Mobile- 9728039941 shriramcott@gmail.com
4.	Industry Operational status	Operational

B. Consent section

(Attach valid copies, or if expired then attach recent expired copies along with copy of application)

5.	Consent	Yes/No/Applied	Validity (Period)
	Air /Water	Yes (Both)	01.10.2022-30.09.2027
	Hazardous waste authorization	Yes	07.11.2022 – 30.09.2027
	NOC from CGWA/other authority	Applied on 13.10.2022	02.11.2021-02.11.2022 (Expired)

C. Production, Process and Infrastructure

Production details			
6.	Number of operational days in last three months	18 days a month	
7.	Operation schedule (Operation hours/day)	(2 shift per day) 16 hours (day & night shift) 8:00 AM to 4:00 PM – 1 st shift 4:00 PM to 12:00 AM – 2 nd shift	
8.	Type of industry I. Natural fibres (N), Synthetic fibres (S), Blend (NS) II. Pre-treatment (Pt), Dyeing (D), Printing (Pr), Finishing (F), Garment washing (GW) III. Batch process (B), Continuous process (C)	I	II
		Synthetic fibres (S)	Pre-treatment (Pt), Dyeing (D) Finishing (F)
9.	Product manufactured (dyed yarn/dyed fabric/garments/denim)	Dyed fabric	
10.	Consumption of utility, water and raw materials per kg of material processed	As per consent	
		Average	

				(last three months)
	Production in (MT/day)	8 MT per day	7 MT/day	
	Steam (MT)	-	-	
	Water (KL)	131 KL/day	97.10	
	Raw material (dyes & chemicals)	-	No data available	
11.	Process details			
	Pretreatment	Bleaching		
	Dyeing	Dyeing of fabric		
	Printing	-		
	Finishing	Drying and packing		
	Garment washing	Washing of fabric and garments		
12.	Details of wet processing machinery (Nos. & Capacity)	Not available		
13.	Fresh Water consumption			
	Availability of separate flow meter for domestic/process use:			
	Sources of water	Totalizer reading (m³)	Water consumption (KL) (Total of last three months)	Average water consumption (in KLD)
	Borewell	75178.9	5826.25	97.10
	Municipal sources	HSI IDC	Not provided	NA
	Specific water consumption in KL/MT	= 13.87 KL/MT		

D. Effluent management and disposal

14.	Flowmeters details	Availability (Yes/No)	Totalizer Reading (m³/hr.)
	Flow at inlet	No flowmeter at inlet	-
	Flow at outlet	Yes	1900.20
	Recycling points (Steam Condensate)	NA	NA
15.	Effluent generation (KLD)	No flow meter installed at the ETP inlet Estimated specific effluent generation 82.53 (97.1)	
16.	Specific effluent generation (KL/MT of product)	-	
17.	Effluent disposal (KLD)	61.27	
18.	Specific effluent Disposal (KL/MT of product)	8.75 KL/MT	
19.	Recycled water consumption (Avg. in KLD)	NA	
20.	Specific recycled water consumption (KL/MT of product)	NA	

Primary Effluent Treatment Plant (PETP)					
21.	PETP status: Operational				
22.	Installed capacity (KLD): 200 KLD Utilized capacity (KLD): No logbook provided				
23.	PETP consists of: Inlet → oil & grease traps → Collection Tank → Reaction Tank → Clarifier → Treated Water Tank → Tertiary Treatment (filters) → outlet to HSIIDC sewer line				
24.	Losses in PETP, %	NA			
25.	Name of chemicals consumed at PETP along with quantity (kg/day)	Lime (kg/day)	23.77		
		Alum (kg/day)	24.87		
		Polyelectrolyte (kg/day)	0.50		
26.	Effluent disposal point	HSIIDC sewer line/other			
27.	Bypass arrangement for discharge of untreated effluent	Not observed			
28.	Status of CETP membership	Member of CETP Barhi			
29.	Status of storm water management	Rain harvesting pit/HSIIDC storm water line			
30.	Effluent characteristics: M/s Sri Ram Cottgins Pvt. Ltd., Plot No. 501, HSIIDC Industrial Area, Barhi, Sonapat, Haryana, samples collected on 08.08.2024, as per analysis report of consented parameter				
	Parameter	PETP inlet	PETP outlet	Prescribed Discharge norms	Compliance w.r.t norms
	pH	7.5	7.9	6.0-9.0	High reduction in pollution parameters indicating dilution with freshwater in PETP at different stages Non Complying (Dilution)
	BOD (mg/l)	465	12	500	
	COD (mg/l)	1493	48	1400	
	TSS (mg/l)	57	21	1500	
	TDS (mg/l)	1316	676	-	
	FDS (mg/l)	912	532	2100	
	Oil & Grease (mg/l)	-	BDL	15	
	NH ₃ -N (mg/l)	-	4	-	
	Total Cr (mg/l)	-	BDL	-	
	Sulphides (mg/l)	-	8	-	
	SAR	-	4	-	
	Phenolic compound	-	BDL	-	
31.	Sludge management & disposal				
	Mechanical system details (centrifuge/decanter etc.)			NA	
	Sludge drying beds			Total Nos: 04	
	Average quantity of sludge generated (Kg/day)			Not available	

	Estimated sludge generation	5.66 kg/day
32.	Separate Energy meter installed for ETP	Yes/No
	Average Electric Consumption at ETP (KWh/day)	NA

E. Hazardous waste section

33.	Hazardous waste management	
	Copy of agreement with recyclers/TSDf	Not available
	Hazardous waste generated (kg/d)	NA

Form-4 and 10 to be collected – not provided

F. Fuel/power consumption

34.	Boiler capacity	1500000 K Cal/hr
35.	Stack height	30 meter
36.	APCD installed	Dust collector and wet scrubber
37.	Type of fuel used	biomass
38.	Fuel consumption (mention units)	NA
39.	Estimated ash generation (@ 12 % of biomass briquette)	NA
40.	Ash management	Through HSIIDC contractor
41.	Remark on ash disposal	Ash is picked by HSIIDC contractor and disposed
42.	Overall status	Non Complying (Dilution)

Observations

1. The unit was found operational on the day of visit.
2. Unit carries out dyeing, washing, bleaching of fabric.
3. No flow meter installed at the inlet of ETP.
4. As per the log book data, the unit is withdrawing 97.10 KLD of fresh water, however effluent disposal through ETP is approx. 61 KLD, which indicates large gap in freshwater consumption and effluent discharge.
5. High reduction in pollution parameters indicating dilution with freshwater in PETP at different stages.
6. No flow meter available at PETP inlet for quantification of effluent generation
7. Specific fresh water consumption is very low against std. for specific quality (25-30 KL/MT) indicating that either fresh water consumption logbook is not properly/correctly maintained or actual production is higher than reported production
8. Cleanliness and housekeeping was very poor.

Photographs



Fig.1: ETP units



Fig.2: Sludge drying bed



Fig.3: Empty chemical barrels storage



Fig.4: ETP Settling tank



Fig.5: Borewell flow meter



Fig.6: ETP outlet flow meter

Annexure – 37: M/s Smitz Marketing

INDUSTRY INSPECTION FORMAT (Textile)**A. General section**

Date of inspection:08.08.2024

1.	Name of the unit with complete postal address:	M/s SMITZ MARKETING Plot No. 522A, Phase-II, HSIIDC, Barhi, Dist. Sonipat
2.	Spatial Co-ordinates (Latitude & longitude) in Decimal format only	29.103690 N 77.038262 E
3.	Name of Contact person with designation Phone & Email:	Mr. Manish Johar, MD 9810835544, info@smitz.in
4.	Industry Operational status	Operational

B. Consent section

(Attach valid copies, or if expired then attach recent expired copies along with copy of application)

5.	Consent	Yes	Validity (Period)
	Air /Water	Yes	13.12.2022 to 30.09.2027
	Hazardous waste authorization	Yes	18.01.2023 to 30.09.2027
	NOC from CGWA/other authority	NA	NA (Unit uses HSIIDC supply water)

C. Production, Process and Infrastructure

Production details				
6.	Number of operational days in last three months	58 days from June 2024 to 07 August 2024		
7.	Operation schedule (Operation hours/day)	General shift (8 hrs/day)		
8.	Type of industry I. Natural fibres (N), Synthetic fibres (S), Blend (NS) II. Pre-treatment (Pt), Dyeing (D), Printing (Pr), Finishing (F), Garment washing (GW) III. Batch process (B), Continuous process (C)	I	II	III
		Synthetic fibers (S)	Dyeing (D)	Batch process (B)
9.	Product manufactured (dyed yarn/dyed fabric/garments/denim)	Dyed yarn		
10.	GSM of product (for fabric/ denim/ garment etc.)	Different GSM used as per order		
11.	Consumption of utility, water and raw materials per kg of material processed			
		As per consent	Average (last three months)	
	Production in MT/Day	163.2 MT/day	0.544 MT/day	

	Water (KL)	No borewell	15.49 KLD (57 days)		
	Raw material (dyes & chemicals)	6061000Kg/day (as per consent copy)	Dyes 8 kg/d; DFT-195 kg/month; HAI-250 kg/month; DISP- 190 Kg/month; RNC-110 kg/month; ENI-16 kg/month		
12.	Process details				
	Pretreatment	-			
	Dyeing	Yarn Dyeing and Processing			
	Printing	-			
	Finishing	Finishing - drying			
	Garment washing	-			
13.	Details of wet processing machinery (Nos. & Capacity)	HTHP Cone Dyeing Machine			
14.	Fresh Water consumption Availability of separate flow meter for domestic/process use: No				
	Sources of water	Totalizer reading (m³)	Water consumption (KL) (Total of last three months)	Average water consumption (in KLD)	Logbook maintained (Yes/No)
	Municipal sources	3112	883	15.49	Yes
	Specific water consumption in KL/MT		28.47KL/MT		

D. Effluent management and disposal

15.	Flowmeters details	Availability (Yes/No)	Totalizer Reading (m³/hr.)		
	Flow at inlet	Yes	006341.72 m ³ (0.0 m ³ /hr)		
	Flow at outlet	Yes	006333.17 m ³ (1.76 m ³ /hr)		
	Recycling points	No recycling point			
16.	Effluent generation (KLD)	13.83 (for 57 days)			
17.	Specific effluent generation (KL/MT of product)	25.42			
18.	Effluent disposal (KLD)	13.84 (for 57 days)			
19.	Specific effluent Disposal (KL/MT of product)	25.44			
Primary Effluent Treatment Plant (PETP)					
20.	PETP status: Operational (inlet pump under maintenance)				
21.	Installed capacity (KLD): 25 KL Shift Utilized capacity (KLD): ~14 KLD				
22.	PETP consists of: (flow diagram) Inlet collection chamber → Flash mixer → Clarifier → treated water tank → tertiary treatment (Filters) → outlet to HSIIDC sewer line				
23.	Losses in PETP, %	-			
24.	Name of chemicals consumed at PETP along with quantity (kg/day)	Caustic Soda Flakes	3.6		
		Common Salt	6.8		

	[As per data provided by unit]	Ferrous Sulphate	0.56
		Polyelectrolyte	0.46
		Alum	3.00
		Hydrated Lime	0.80
25.	Effluent disposal point	HSI IDC sewer line	
26.	Bypass arrangement for discharge of untreated effluent	Not observed	
27.	Status of CETP membership	CETP Barhi Member	
28.	Status of storm water management	HSI IDC storm water line, Rain water harvesting system in proposal	
29.	Effluent characteristics: M/s Smitz Marketing, 522A, HSIDC, Barhi, Sonipat sample collected on 08.08.2024, as per analysis report of consented parameter		
	Parameter	PETP inlet	PETP outlet
			Prescribed Discharge norms
			Compliance status
	pH	Inlet samples not collected as inlet pump was under maintenance during inspection	8.7
	BOD (mg/l)		6.0-9.0
	COD (mg/l)		5
	TSS (mg/l)		500
	TDS (mg/l)		31
	FDS (mg/l)		1400
	Oil & Grease (mg/l)		12
	NH3-N (mg/l)		1500
	Total Cr (mg/l)		860
	Sulphides (mg/l)		-
	SAR		628
	Phenolic compound		2100
			BDL
			15
			BDL
			-
			BDL
			-
			6
			-
			8
			-
			1.85
			-
30.	Sludge management & disposal		
	Mechanical system details (centrifuge/decanter etc.)	Not available	
	Sludge drying beds	Total Nos: 04	
	Average quantity of sludge generated (Kg/day)	22 kg/day	
	Estimated sludge generation	NA (inlet sample not taken)	
31.	Separate Energy meter installed for ETP	Yes	
	Average Electric Consumption at ETP (KWh/day)	26.4 KWh/day	

E. Hazardous waste section

32.	Hazardous waste management	
	Copy of agreement with recyclers/TSDF	Agreement with Gujrat Enviro Protection and Infrastructure (Haryana) Pvt. Ltd. Valid from
	Hazardous waste generated (kg/d)	Approx. 20-22 kg/day
Form-4 and 10 to be collected – 02 Form 10 and 01 copy of Form 4 copy provided		

F. Fuel/power consumption

33.	Boiler capacity	Not available (No boiler, as informed thermopac based machines are used)
34.	Stack height	-
35.	APCD installed	Not Applicable
36.	Type of fuel used	Not Applicable
37.	Fuel consumption (mention units)	Not Applicable
38.	Estimated ash generation (@ 12 % of biomass briquette)	Not Applicable
39.	Ash management	Not Applicable
40.	Remark on ash disposal	Not Applicable
41.	Overall status	Non Complying (Dilution)
42.	<p>Observations</p> <ol style="list-style-type: none"> 1. On the day of the inspection, the inlet pump of the ETP was under maintenance because of choking, due to which no sample of inlet was taken, however cleaning water was reaching to ETP outlet. 2. A freshwater tap was found open in the tube settler of the ETP after flash mixing tank which was providing flow at the outlet. 3. Unit has informed that no borewell and boiler installed, instead HSIIDC supply used for freshwater and thermopac used for heating. 	

Photographs**Fig.1: Entrance gate****Fig.2: Manufacturing process area**



Fig.3: Dyeing area



Fig.4: ETP set up



Fig.5: Inlet pump under maintenance



Fig.6: ETP setup



Fig.7: ETP flash mixer tank (with tap)



Fig.8: Sludge drying bed

Annexure – 38: M/s Siddhi Vinayak Apparels Pvt. Ltd.

INDUSTRY INSPECTION FORMAT (Textile)**A. General section****Date of inspection: 08.08.2024**

1.	Name of the unit with complete postal address:	M/s Siddhi Vinayak Apparels Pvt. LTD. Plot no 473 D HSIIDC Industrial Estate Barhi, Sonipat, Haryana
2.	Spatial Co-ordinates (Latitude & longitude) in Decimal format only	29.104340, 77.039673
3.	Name of Contact person with designation Phone & Email:	Vinod Gupta, 9811741094 Sidhivinayakapparels09@gmail.com
4.	Industry Operational status	Operational

B. Consent section

(Attach valid copies, or if expired then attach recent expired copies along with copy of application)

5.	Consent	Yes/No/Applied	Validity (Period)
	Air /Water	Yes	Upto 30/09/2028
	Hazardous waste authorization	No	Upto 30/09/2023
	NOC from CGWA/other authority	Renewal applied	09/06/2023 and previous NOC was not provided too

C. Production, Process and Infrastructure

Production details			
6.	Number of operational days in last three months	Unit informed that they were operational till 28 th June and they have resumed operation on the day of inspection and PETP is under maintenance since last one month. However, no maintenance work observed and PETP units were found filled with clear water. The average water consumption during March-April was 54 KLD and borewell totalizer reading indicate that unit consumed 5412 KL water from 1 st June onwards which shows that unit was continuously operational.	
7.	Operation schedule (Operation hours/day)	12 hrs and six days a week	
8.	Type of industry	I	II
			III

	I. Natural fibres (N), Synthetic fibres (S), Blend (NS) II. Pre-treatment (Pt), Dyeing (D), Printing (Pr), Finishing (F), Garment washing (GW) III. Batch process (B), Continuous process (C)	Synthetic	Pre-treatment, Dyeing, Finishing,	Batch process
9.	Product manufactured (dyed yarn/dyed fabric/garments/denim)	dyed fabric		
10.	GSM of product (for fabric/ denim/ garment etc.)	70 gsm -350 gsm		
11.	Consumption of utility, water and raw materials per kg of material processed			
		As per consent	Average (last three months)	
	Production in (Kg/ Sq. meter/ nos.)	20,000 nos per day/ 50,000 MTD	Provided for May and June May: 54,924.8 m June: 21,7324 m 15.3 MTD (estimated)	
	Steam (MT)	11.2		
	Water (KL)	Previous NOC not provided and renewal is also provided incomplete	Last three-month logbook not maintained. Logbook was available till 4 th April, 2024 and during photocopying of logbook the unit manipulated logbooks and provided logbook upto 30 th April.	
	Raw material (dyes & chemicals)	No information provided		
12.	Process details			
	Pretreatment	Yes		
	Dyeing	Yes		
	Printing	-		
	Finishing	Yes		
	Garment washing	Yes		
13.	Details of wet processing machinery (Nos. & Capacity)	4000-5000 m x 4, 2000-3000 m x 16, 7-8 machines were operational on the day of inspection		
14.	MLR of process machinery	-		
15.	Fresh Water consumption Availability of separate flow meter for domestic/process use: No			

Sources of water	Totalizer reading (m ³)	Water consumption (KL) (Total of last three months)	Average water consumption (in KLD)	Logbook maintained (Yes/No)
Borewell 1	63572.241 4.95 m ³ /hr	Logbook not maintained	54.22 (March April)	No, and tampering with data observed
Municipal sources	-			
Specific water consumption in KL/MT	5.42 KL/MT (estimated)			

D. Effluent management and disposal

16.	Flowmeters details	Availability (Yes/No)	Totalizer Reading (m ³ /hr.)
	Flow at inlet	No,	-
	Flow at outlet	Yes	5.02 m ³ /hr at zero discharge, indicates that meter is not working Tot 25042.0 m ³
	Recycling points	NA	
17.	Effluent generation (KLD)		
18.	Specific effluent generation (KL/MT of product)	Can't be calculated due to not maintaining logbooks	
19.	Effluent disposal (KLD)	16.96 KLD (March-April)	
20.	Specific effluent Disposal (KL/MT of product)	Can't be calculated due to not maintaining logbooks	
21.	Recycled water consumption (Avg. in KLD)	-	
22.	Specific recycled water consumption (KL/MT of product)	-	
Primary Effluent Treatment Plant (PETP)			
23.	PETP status: Non-operational and all treatment units found filled with clear water. Unit claimed that PETP is under maintenance however no maintenance work going on.		
24.	Installed capacity (KLD): 80 KLD Utilized capacity (KLD): NA		
25.	PETP consists of: (flow diagram): underground Collection Tank, Chemical Dosing and mixing Tank, Settling Tank, underground Collection Tank/Buffer Tank before DMF & ACF, Sludge drying bed		
26.	Losses in PETP, %	-	
27.	Name of chemicals consumed at PETP along with quantity (kg/day) as per March-April logbook	Lime /caustic soda	3-4 kg/day
		Alum	3-4 kg/day

28.	Effluent disposal point	HSI IDC sewer line/other
29.	Bypass arrangement for discharge of untreated effluent	Although not observed but huge gap in fresh water consumption and waste water discharge, non-operational PETP the possibility of bypassing of effluent can't be ruled out.
30.	Status of CETP membership	No document of membership provided
31.	Status of storm water management	HSI IDC storm water line
32.	Effluent characteristics: No Sample collected. PETP was non-operational. Compliance Status: Industry operational & PETP intentionally non-operational Non-complying (non-operational PETP)	
33.	Sludge management & disposal	
	Mechanical system details (centrifuge/decanter etc.)	No
	Sludge drying beds	Total Nos: 3
	Average quantity of sludge generated (Kg/day)	No information provided
	Estimated sludge generation	Sample not collected, hence cannot be calculated
34.	Separate Energy meter installed for PETP	No
	Average Electric Consumption at PETP (KWh/day)	-

E. Hazardous waste section

35.	Hazardous waste management	
	Authorization status	No valid Authorization
	Copy of agreement with recyclers/TSDF	Yes, Valid till 2025
	Hazardous waste generated (kg/d)	No record maintained and no form 10 & 4 provided.
Form-4 and 10 to be collected		

F. Fuel/power consumption

36.	Boiler capacity	2.0 T
37.	Stack height	25
38.	APCD installed	Wet scrubber
39.	Type of fuel used	Bio-mass
40.	Fuel consumption (kg)	69478 kg/month average (total fuels consumption from 23.02.2024 to 28.06.2024 is 347390 kg as per logbook)
41.	Estimated ash generation (@ 12 % of biomass briquette)	8.3 Ton/month As per data provided by unit, 05-07 trolley per month generation & disposal
42.	Ash management	(total 21 trolley ash generation & disposal from 29.03.2024 to 15.06.2024 as per logbook)
43.	Remark on ash disposal	-
44.	Observation:	

	<ol style="list-style-type: none"> 1. Unit is not maintaining data/logbook of fresh water consumption, effluent generation & effluent discharge. 2. Unit informed that they were operational till 28th June and they have resumed operation on the day of inspection and PETP is under maintenance since last one month. However, no maintenance work observed and PETP units were found filled with clear water. 3. Separate energy meter is not found installed at PETP. 4. Although bypass arrangement was not observed but huge gap in fresh water consumption (54.22 KLD) and waste water discharge (16.96 KLD) in March-April data. 5. The average water consumption during March-April was 54 KLD and borewell totalizer reading indicate that unit consumed 5412 KL water from 1st June onwards which shows that unit was continuously operational.
--	---

PHOTOGRAPHS

Fig.1: Entrance gate



Fig.2: Manufacturing process area



Fig.3: Dyeing process



Fig.4: PETP unit



Fig.5: PETP inlet channel receiving effluent

Fig.6: Borewell flow meter



Fig.7: PETP unit (Tube Settler & settling tank) filled with clear water



Fig.8: PETP unit (Sludge drying beds)



Fig.9: PETP outlet flow meter



Fig.10: PETP outlet



Fig.11: pH meter (Non-operational)



Fig.12: DG Set in unit premises



Annexure – 39: M/s Rexolene India Manufacturing Pvt. Ltd.

INDUSTRY INSPECTION FORMAT (Textile)**A. General section**

Date of inspection: 08/08/2024

1.	Name of the unit with complete postal address:	Rexolene India Manufacturing Pvt. Ltd. , P.N. 473E, Phase-II, HSIIDC, Industrial Estate Barhi, Sonapat, Haryana
2.	Spatial Co-ordinates (Latitude & longitude) in Decimal format only	29.103809 77.039736
3.	Name of Contact person with designation Phone & Email:	Ravi Saini, Accountant, Yash Gupta, Unit Representative Mob. No. 9813550068
4.	Industry Operational status	Operational

B. Consent section

(Attach valid copies, or if expired then attach recent expired copies along with copy of application)

5.	Consent	Yes/No/Applied	Validity (Period)
	Air /Water	Yes	01/10/2024-30/09/2026
	Hazardous waste authorization	Yes	07/11/2022-30/09/2024
	NOC from CGWA/other authority	Applied	20/01/2023

C. Production, Process and Infrastructure

Production details				
6.	Number of operational days in last three months	79 days (May 01, 2024 to August 07, 2024), (based on PETP logbook)		
7.	Operation schedule (Operation hours/day)	10-12 hours/day		
8.	Type of industry IV. Natural fibres (N), Synthetic fibres (S), Blend (NS) V. Pre-treatment (Pt), Dyeing (D), Printing (Pr), Finishing (F), Garment washing (GW) VI. Batch process (B), Continuous process (C)	I	II	III
		Synthetic	Pre-treatment, Dyeing, & Finishing	Batch process
9.	Product manufactured (dyed yarn/dyed fabric/garments/denim)	Dyed fabric		

10.	GSM of product (for fabric/ denim/ garment etc.)	Not provided	
11.	Consumption of utility, water and raw materials per kg of material processed		
		As per consent	Average (last three months)
	Production in (Kg/ Sq. meter/ nos.)	14 MT/day	214.28 MT April, 271.66 MT May 269.98 MT June 514.64/46=11.77 MTD (May-June)
	Steam (MT)	1500000 Kcal/hr boiler consented capacity,	
	Water (KL)	130 KLD as per NOC	34.2 KLD May, 34.9 KLD in June, 9.47 KLD Jul-Aug
	Raw material (dyes & chemicals)	HCL-0.06 KL/Day, Chemicals-150 kg/day, Fixer-120 kg/day, Color-30 kg/day	Chemicals: Caustic soda, soda ash, bleach powder, common salt, HCL, Green Acid, deformer, DFT, softener, Colour: Coralene Black R plus, Coralene Yellow Brown 2RFL, Coralene N Blue 3G, Coralene Red 2B, Coralene Orange RL, Coralene Blue BRSL, Coralene White R Liquid. No information provided regarding consumption of quantity
12.	Process details		
	Pretreatment	Yes	
	Dyeing	Yes	
	Printing	-	
	Finishing	Yes	
	Garment washing	-	
13.	Details of wet processing machinery (Nos. & Capacity)	10 no washing and Dyeing, 8 jet dyeing and 2 jigger, 2 no finishing 14 MTD	
14.	MLR of process machinery	-	
15.	Fresh Water consumption		
	No. of Borewell: 1 Availability of separate flow meter for domestic/process use: No		

Sources of water	Totalizer reading (m ³)	Water consumption (KL) (Total of last three months)	Average water consumption (in KLD)	Logbook maintained (Yes/No)
Borewell 1	14988.817	1765 KL (May to August 07)	34.57 May- June, 9.47 KLD Jul-Aug	Yes
Municipal sources	HSI IDC water supply, Logbook not maintained			
Specific water consumption in KL/MT		2.93 KL/MT (based on May-June data)		

D. Effluent management and disposal

16.	Flowmeters details	Availability (Yes/No)	Totalizer Reading (m ³ /hr.)
	Flow at inlet	Yes	858.330 m ³ 1.83 m ³ /hr
	Flow at outlet	Yes	33801.488 m ³ 4.17 m ³ /hr
	Recycling points	NA	NA
17.	Effluent generation (KLD)	Logbook not maintained 16.01 KLD(estimated)	
18.	Specific effluent generation (KL/MT of product)	1.36 KL/MT (May-June)	
19.	Effluent disposal (KLD)	1205.281/78= 15.45 KLD (outlet logbook June to August 07) 15.53 KLD (May-June)	
20.	Specific effluent Disposal (KL/MT of product)	1.32 KL/MT (May-June)	
21.	Recycled water consumption (Avg. in KLD)	No recycling	
22.	Specific recycled water consumption (KL/MT of product)	No recycling	
Primary Effluent Treatment Plant (PETP)			
23.	PETP status: Operational PETP raw effluent collection tank was overflowing and overflow was being discharged to HSI IDC sewer (HSPCB) i.e. bypass of untreated effluent to HSI IDC sewer line		
24.	Installed capacity (KLD): 125 KLD Utilized capacity (KLD): 15.45 KLD (inlet logbook May to August 07) As per consent 100 KLD		
25.	PETP consists of: Collection tank cum Equalization Tank, Chemical Dosing tank, Chemical Reaction Tank, Settling Tank (tube Settler), Collection tank, DMF & ACF, outlet leading to Sewer		

26.	Losses in PETP, %	3.5 %	
27.	Name of chemicals consumed at ETP along with quantity (kg/day)	Lime/Caustic Sod	7 kg/day
		Alum	8.5 kg/day
		Polyelectrolyte	0.115 Kg//day
28.	Effluent disposal point	HSI IDC sewer line leading to CETP	
29.	Bypass arrangement for discharge of untreated effluent	Yes, Direct channel leading to HSI IDC sewer from process area outlet. During inspection PETP collection tank was overflowing and overflow was being discharged to HSI IDC sewer through same channel.	
30.	Status of CETP membership	Yes	
31.	Status of storm water management	Rain water harvesting pit Colour of water stored in rainwater harvesting tank indicate possibility of contamination with untreated effluent of bypass channel. Analysis results mentioned below:	
32.	Effluent characteristics: as per analysis report of consented parameter Compliance Status <ul style="list-style-type: none"> <u>Rain water harvesting pit:</u> pH: 7.1, Color 147 Hazen, BOD: 316 mg/l, COD: 660 mg/l, TSS: 52 mg/l, TDS: 760 mg/l, Sulphate: 242 mg/l, Ammonia: 35 mg/l, Phenolic compound: BDL, Sulphide: BDL and O&G: BDL <u>Effluent bypass:</u> pH: 8.43, BOD: 120 mg/l, COD: 600 mg/l, TSS: 68 mg/l, TDS: 1650 mg/l, Oil & Grease: 7.6 mg/l, NH₃-N: 8.24 mg/l, Total Cr.: 0.31 mg/l, Sulphide: 1.6 mg/l, SAR: 80.51, and Phenolic compound: 0.52 mg/l <p><i>Due to bypass of untreated effluent and contamination in rain water harvesting pit, unit considered as Non - complying</i></p>		
33.	Sludge management & disposal		
	Mechanical system details (centrifuge/decanter etc.)	NO	
	Sludge drying beds	Total Nos:03 Nos.	
	Average quantity of sludge generated (Kg/day)	11.98 kg/day	
	Estimated sludge generation	Cannot be estimated as unit was bypassing PETP	
34.	Separate Energy meter installed for PETP	Yes	
	Average Electric Consumption at PETP (KWh/day)	40.87 (3229/79)	

E. Hazardous waste section

35.	Hazardous waste management	
	Authorization status	Yes, till 30/09/2024
	Copy of agreement with recyclers/TSDf	Form 10 provided, 1.525 MT sludge in 10.06.2024
	Hazardous waste generated (kg/d)	No logbook maintained for disposal of Hazardous waste to TSDf however, Daily sludge generation logbook maintained. Based on July logbook sludge generation was 12.3 Kg (332/27) per day
Form-4 and 10 to be collected		

F. Fuel/power consumption

36.	Boiler capacity	Not provided
37.	Stack height	30 m
38.	APCD installed	Wet Scrubber
39.	Type of fuel used	Biomass
40.	Fuel consumption (mention units)	1.4TPD as per consent, unit not provided information
41.	Estimated ash generation (@ 12 % of biomass briquette)	-
42.	Ash management	For landfilling through local vendors
43.	Remark on ash disposal	-

Observation:

1. Specific fresh water consumption is too lower against std. for specific quality (25-30 KL/MT) indicating that fresh water consumption logbook is not properly/correctly maintained
2. Similarly, effluent generation/discharge are also very low, indicating poor record keeping of effluent generation/discharge
3. Sample from PETP outlet was not collected as unit was found to be bypassing the untreated effluent.
4. Contamination in rain water harvesting pit by effluent.

PHOTOGRAPHS

Fig.1: Entrance gate



Fig.2: Manufacturing process area



Fig.3: Rainwater harvesting tank



Fig.4: PETP set up



Fig.5: PETP outlet



Fig.6: Borewell flow meter



Fig.6: PETP inlet flow meter



Fig.7: PETP outlet flow meter



Fig.9: pH meter



Fig.10: ETP energy meter



Fig.11: PETP area overflow from inlet collection tanks



Direct outlet from process area to bypass channel



Annexure – 40: M/s PP Texofab Pvt. Ltd.

INDUSTRY INSPECTION FORMAT (Textile)**A. General section****Date of inspection:13.08.2024**

1.	Name of the unit with complete postal address:	PP Texofab Pvt. Ltd., PN 494, HSIIDC, Ph-II, Barhi, Dist. Sonapat, Haryana
2.	Spatial Co-ordinates (Latitude & longitude) in Decimal format only	29.110711, 77.043739
3.	Name of Contact person with designation Phone & Email:	Sh. Ravindra Kumar, Plant Head 8059609541 & ravisurana92@gmail.com
4.	Industry Operational status	Operational

B. Consent section

(Attach valid copies, or if expired then attach recent expired copies along with copy of application)

5.	Consent	Yes/No/Applied	Validity (Period)
	Air /Water	Yes	01.10.2022 to 30.09.2027
	Hazardous waste authorization	Yes	10.07.2023 to 30.09.2027
	NOC from CGWA/other authority	Applied on 02.04.2021	No previous NOC

C. Production, Process and Infrastructure

Production details			
6.	Number of operational days in last three months	73 days (as per logbook 01 June-12 Aug., 2024)	
7.	Operation schedule (Operation hours/day)	dyeing 12-20 hrs weekly and weaving 12 hours/day.	
8.	Type of industry I. Natural fibres (N), Synthetic fibres (S), Blend (NS) II. Pre-treatment (Pt), Dyeing (D), Printing (Pr), Finishing (F), Garment washing (GW) III. Batch process (B), Continuous process (C)	I	II
		N & S	D, F
9.	Product manufactured (dyed yarn/dyed fabric/garments/denim)	Fabric weaving from Yarn and Partial dyeing of fabric	

10.	GSM of product (for fabric/ denim/ garment etc.)		01 Roll is 1400-1500mtr = 700-750 kg 0.5 gsm		
11.	Consumption of utility, water and raw materials per kg of material processed				
			As per consent	Average (last three months May-July)	
	Production in (Kg/ Sq. meter/ nos.)		Dyeing of Fabric-6 MT/day	Dyeing- 350780 meters (based on June-July 230780 m i.e 46.16 MT @ 200 gsm and 46.16/30=1.54 MTD) Weaving- 571732 meters; Finishing-351124 meters	
	Steam (MT)		-	935736 May-July (21 Days) 44.56 T/Day	
	Water (KL)		No NOC	105.7 KLD (30 days considered based on effluent received at PETP in June-July)	
	Raw material (dyes & chemicals)		Fabric-6 MT/day; Dyes & Chemicals-50 kg/day	No information provided	
12.	Process details				
	Pretreatment	-			
	Dyeing	Dyeing Fabric			
	Printing	-			
	Finishing	Finishing (Calendering & Singeing)			
	Weaving	Weaving			
13.	Details of wet processing machinery (Nos. & Capacity)		02 Nos.		
14.	MLR of process machinery		-		
15.	Fresh Water consumption Availability of separate flow meter for domestic/process use: No				
	Sources of water	Totalizer reading (m³)	Water consumption (KL) (Total of last three months)	Average water consumption (in KLD)	Logbook maintained (Yes/No)
	Borewell 1	72315.56 m ³	3171 KL	105.7 KLD	Yes
	Municipal sources	-	-	-	-

	Specific water consumption in KL/MT	3171/1153.9 68.63 KL/MT (intermittent dyeing, daily use water not separate accounting for daily water consumed)			
--	--	--	--	--	--

D. Effluent management and disposal

16.	Flowmeters details	Availability (Yes/No)	Totalizer Reading (m ³)
	Flow at inlet	Yes	60332.774 m ³
	Flow at outlet	Yes	59998.308 m ³
	Recycling points	Not applicable	
17.	Effluent generation (KLD)	115.3 KLD (as per logbook 01 June-31 July, 2024, 59970-56511=3459 KL/30 days=115.3 KLD)	
18.	Specific effluent generation (KL/MT of product)	74.94 KL/MT	
19.	Effluent disposal (KLD)	106.27 KLD (as per logbook 01 June-12 Aug., 2024, 59759-56571=3188 KL/30 days=106.27 KLD)	
20.	Specific effluent Disposal (KL/MT of product)	69.29 KL/MT	
21.	Recycled water consumption (Avg. in KLD)	Not applicable	
22.	Specific recycled water consumption (KL/MT of product)	-	
Primary Effluent Treatment Plant (PETP)			
23.	PETP status: Aeration Tank was operational however other units were operated intermittently.		
24.	Installed capacity (KLD): 400 KLD as per unit representative however 130 KLD as per consent; Utilized capacity (KLD): 115.3 KLD (as per logbook June & July 2024)		
25.	PETP consists of: Underground collection tank, Screen chamber, O&G trap, EQ Tank, Chemical dosing, Tube Settler, underground Aeration Tank cum settling tank, Clean water storage tank, MGF filter, Activated Carbon filter, outlet.		
26.	Losses in PETP, %	7.8 %	
27.		Bio-culture	4 kg/day (daily dosing)

	Name of chemicals consumed at PETP along with quantity (kg/day)	HCl	11.37 kg/day (intermittent dosing) (as per logbook, June 275 kg + July 515 kg + Aug 40 kg, total 73 days operational)		
28.	Effluent disposal point	Treated Effluent into HSIIDC sewer line leading to CETP			
29.	Bypass arrangement for discharge of untreated effluent	Not verified during inspection, however PETP inlet is more than total water consumption.			
30.	Status of CETP membership	Yes, as informed			
31.	Status of storm water management	Rain harvesting pit 2 Nos & HSIIDC storm water line			
32.	Effluent characteristics: as per analysis report of consented parameter				
	Parameter	PETP inlet	PETP outlet	Prescribed discharge norms	Compliance Status
	pH	7.3	7.2	6.0-9.0	<ul style="list-style-type: none"> Unit has biological treatment in PETP High reduction in pollution parameter (TDS) indicating dilution with freshwater in PETP at different stages High TDS at PETP outlet <p>Non-Complying (Discharge norms & dilution)</p>
	BOD (mg/l)	266	48	500	
	COD (mg/l)	855	195	1400	
	TSS (mg/l)	162	42	1500	
	TDS (mg/l)	3764	2128	2100	
	FDS (mg/l)	3032	1668	-	
	Oil & Grease (mg/l)	-	BDL	15	
	NH ₃ -N (mg/l)	-	3	-	
	Total Cr (mg/l)	-	-	-	
	Sulphides (mg/l)	-	6	-	
	SAR	-	11	-	
	Phenolic compound	-	BDL	-	
	MLSS: 3866 mg/l; MLVSS: 2647 mg/l				
33.	Sludge management & disposal				
	Mechanical system details (centrifuge/decanter etc.)	Decanter (Filter press)			
	Sludge drying beds	Total Nos: Not applicable			
	Average quantity of sludge generated (Kg/day)	Logbook not maintained, Average 2.73 kg/day (as per Form-10 disposal of sludge)			
	Estimated sludge generation	15.75 kg/day			

34.	Separate Energy meter installed for PETP	Yes
	Average Electric Consumption at PETP (kWh/day)	109 kWh/day

E. Hazardous waste section

35.	Hazardous waste management	
	Authorization status	Yes, valid up to 30.09.2027
	Copy of agreement with recyclers/TSDF	Yes, agreement with GEPIL
	Hazardous waste generated (kg/d)	Average 2.73 kg/day (as per Form-10 disposal of sludge, 1 MT dated 01.10.2021; 1 MT dated 14.03.2023; 0.292 MT dated 06.01.2024)
Form-4 and 10 to be collected: Form-10 provided & Form-4 applied copy is provided		

F. Fuel/power consumption

36.	Boiler capacity	6 ton
37.	Stack height	30 m
38.	APCD installed	Cyclone & Separator
39.	Type of fuel used	Multi-biomass (Briquettes & wooden chips)
40.	Fuel consumption (mention units)	17.8 TPD
41.	Estimated ash generation (@ 12 % of biomass briquette)	2.13 TPD
42.	Ash management	-
43.	Remark on ash disposal	-

Observation:

1. Unit is weaving fabric from gray/dyed yarn and partially dyeing weaved fabric intermittently.
2. PETP also comprises secondary treatment (biological) treatment unit.
3. Specific effluent generation is higher than specific fresh water consumption, indicating that either fresh water consumption/effluent generation/effluent discharge logbook is not properly maintained or actual production is higher than the reported production
4. Sludge disposal record not maintained properly
5. PETP unit was found non-operational, however aeration tank was operational and waste water stored in various PETP units and treated effluent was also stored in underground tank.

PHOTOGRAPHS



<p>Fig.1: Entrance gate</p>	<p>Fig.2: Manufacturing process area (Warping machine)</p>
	
<p>Fig.3: Manufacturing process area (Dyeing)</p>	<p>Fig.4: Manufacturing process area (dyeing machine)</p>
	
<p>Fig.5: PETP unit (sludge collection pit)</p>	<p>Fig.6: PETP unit (screen chamber)</p>
	
<p>Fig.7: PETP unit (ET)</p>	<p>Fig.8: PETP unit (O & G trap)</p>
	

Fig.9: PETP unit (Underground Aeration tank)



Fig.10: Press filter



Fig.11: PETP inlet flow meter



Fig.12: PETP outlet flow meter



Fig.13: Carbon Filter & MGF



Fig.14: PETP flow diagram



Fig.15: PETP energy meter




Fig.16: Borewell flow meter



Annexure – 41: M/s Sino India Textiles Pvt. Ltd.

INDUSTRY INSPECTION FORMAT (Textile)**A. General section****Date of inspection: 18.07.2024**

1.	Name of the unit with complete postal address:	M/s Sino India Textiles Pvt. Ltd. Plot No 684 Phase- II, Barhi, Dist. Sonipat, Haryana
2.	Spatial Co-ordinates (Latitude & longitude) in Decimal format only	Latitude: 29.11215354, Longitude: 77.039673697
3.	Name of Contact person with designation Phone & Email:	Mr. Narendra Sharma, (HR manager) 7027775310 hr@www.sinoindiatextiles.in
4.	Industry Operational status	Operational

B. Consent section

(Attach valid copies, or if expired then attach recent expired copies along with copy of application)

5.	Consent	Yes/No/Applied	Validity (Period)
	Air /Water	Yes	Valid upto 30.09.2027
	Hazardous waste authorization	Yes	Valid upto 30.09.2027
	NOC from CGWA/other authority	Provided copy of application dated 02.11.2022 for obtaining permission from Haryana Water Resources Authority for groundwater abstraction	

C. Production, Process and Infrastructure

Production details		
6.	Number of operational days in last three months	May-24: 29 days June-24: 25 days Upto 17 th July-24: 16 days Total – 70 days
7.	Operation schedule (Operation hours/day)	Avg. 12 hours / day
8.	Type of industry IV. Natural fibres (N), Synthetic fibres (S), Blend (NS) V. Pre-treatment (Pt), Dyeing (D), Printing (Pr), Finishing (F), Garment washing (GW) VI. Batch process (B), Continuous process (C)	Textile – Red Category Polyester fabric printing Batch process
9.	Product manufactured (dyed yarn/dyed fabric/garments/denim)	Printed Polyester fabric
10.	GSM of product (for fabric/ denim/ garment etc.)	Considering unit width i.e. width of fabric = 1 mtr.

			GSM value = 250		
11.	Consumption of utility, water and raw materials per kg of material processed				
		As per consent	Average (last three months)		
	Production in (Kg/ Sq. meter/ nos.)	100000 mtr./day	90655 mtr./day or 22663.78 kg/day		
	Steam (MT)	Thermic Fluid Heater (TFH) 6 Lac.K.cal	TFH is oil based hence no water consumption in TFH		
	Water (KL)	Industrial – 500 KLD Domestic – 02 KLD Gardening – 03 KLD	May-24: 413 KLD June-24: 425 KLD Upto 17 th July-24: 434 KLD Avg. – 422 KLD		
Raw material (dyes & chemicals)	Chemicals – 200 kg/day Inks – 50 kg/day	<ul style="list-style-type: none"> • Data of Chemical consumption in production process not provided • Avg. Chemical consumption in PETP – 140.8 kg/day 			
12.	Process details (as per manufacturing process flow chart provided by the unit)				
	Pretreatment	Washing, Desizing			
	Dyeing	No			
	Printing	Yes			
	Finishing	Washing, Q.C. Check, Packing			
Garment washing	No garments				
13.	Details of wet processing machinery (Nos. & Capacity)	Details not provided			
14.	MLR of process machinery				
15.	Fresh Water consumption				
	Availability of separate flow meter for domestic/process use: No				
	No. of Borewell as per NOC: 01 (as per application copy)				
	Permitted withdrawal quantity: 500 KLD (as per application copy)				
	Actual no. of borewell found on site: 02 Type: electromagnetic				
	Sources of water	Instant & Totalizer reading	Water consumption (KL) (Total of last three months)	Average water consumption (in KLD)	Logbook maintained (Yes/No)
	Borewell 1	21.2 m ³ /hr; 431049.65 m ³	4286 KL in last 10 days	428.6 KLD	Yes
	Borewell 2	Meter not installed	No data available		
	Municipal sources	Supply by HSIIDC, meter reading not visible	No data provided regarding freshwater consumption through HSIIDC supply		
	Specific freshwater consumption		18.63 KL/MT		

D. Effluent management and disposal

	Flowmeters details	Availability	Instant & Totalizer Reading
--	---------------------------	---------------------	--

16.		(Yes/No)	
	Flow at inlet	Yes	5.7 m ³ /hr; 302152.724 m ³
	Flow at outlet	Yes	7.20 m ³ /hr; 118120.688 m ³
	Recycling points	Treated effluent recycling system under installation, no flow meter installed at PETP outlet recycle line	
17.	Effluent generation (KLD) As per logbook	May-24: 321.93 KLD June-24: 330.24 KLD Upto 17 th July-24: 329.81 KLD Avg. – 326.7 KLD	
18.	Specific effluent generation	14.41 KL/MT of product	
19.	Effluent discharge (KLD) As per logbook	May-24: 321.93 KLD June-24: 330.24 KLD Upto 17 th July-24: 329.81 KLD Avg. – 326.7 KLD against the consented quantity of 500 KLD	
20.	Estimated effluent discharge (KLD)	Estimated considering 03 % loss in treatment = 326.7 KLD – (03 % of 326.7 KLD) = 316.90 KLD	
21.	Specific effluent discharge (KL/MT of product)	13.98 KL/MT of product	
Primary Effluent Treatment Plant (PETP)			
22.	PETP status: Operational		
23.	Installed capacity (KLD): 500 KLD Utilized capacity (KLD): 330 KLD		
24.	PETP consists of: (flow diagram): Physicochemical + Filtration system “Raw effluent → Screen → Collection tank → Flash mixer → Chemical reaction tank → Tube settler → Storage tank (5000 ltr.) → Resin column → Outlet” <i>Remark: The existing PETP can reduce BOD upto 50%, COD upto 60% & TDS upto 25% only</i>		
25.	Losses in PETP, %	No loss	
26.	Name of chemicals consumed at PETP along with quantity (kg/day)	Lime	70 kg/day
		Ferrous	70 kg/day
		Polyelectrolyte	0.8 kg/day
		Total	140.80 kg/day
27.	Effluent disposal point	HSI IDC sewer line	
28.	Bypass arrangement for discharge of untreated effluent	No	
29.	Status of CETP membership	Yes	
30.	Status of storm water management	HSI IDC storm water line	
31.	Effluent characteristics: as per analysis report of consented parameter		

	Parameter	PETP inlet	PETP outlet (% reduction)	Prescribed discharge norms	Compliance status
	pH	7.5	9.7	6.0-9.0	With existing treatment scheme, such a high reduction in pollution parameters indicates dilution with freshwater in PETP at different stages Non-Complying (Discharge norms & dilution)
	BOD (mg/l)	406	10 (97.53%)	500	
	COD (mg/l)	616	80 (87 %)	1400	
	TSS (mg/l)	119	46	1500	
	FDS (mg/l)	636	1320	2100	
	SAR	06	14	-	
	Colour (hazen)	197	49	-	
	Oil & Grease (mg/l)	-	BDL	15	
	NH ₃ -N (mg/l)	-	13	-	
	Total Cr (mg/l)	-	BDL	-	
	Sulphides (mg/l)	-	22	-	
	Phenolic compound	-	0.3	-	
32.	Sludge management & disposal				
	Mechanical system details (centrifuge/decanter etc.)			Filter press installed	
	Sludge drying beds			Total Nos: 05	
	Average quantity of sludge generated (Kg/day)			18 - 20 kg/day (average of last 03 months)	
	Estimated sludge generation			= (Inlet TSS load – Outlet TSS load) + 10 % of PETP chemical consumption = (38.87 – 14.57) + 10% of 140.80 kg/d = 38.38 kg/day	
33.	Separate Energy meter installed for PETP Average Electric Consumption at PETP (KWh/day)			Yes 146.17 KWh/day	

E. Hazardous waste section

34.	Hazardous waste management				
	Authorization status	Obtained from HSPCB having validity upto 30.09.2027			
	Copy of agreement with recyclers/TSDF	Unit has made agreement with TSDF i.e. M/s Gujarat Enviro Protection & Infrastructure (Haryana) Pvt. Ltd., having validity upto 06.03.2027			
	Hazardous waste generated (kg/d):				
	Name of HW generated	Authorised Quantity	Quantity Generated	Source of generation	HW Disposal
	a. Used/Spent Oil	0.05 KL/Annum	No data provided	DG sets, pumps	TSDF
	b. PETP Sludge	6.0 MT/Annum	(2.66 MT) to TSDF on 03.05.2024	PETP	TSDF

F. Fuel/power consumption

35.	Boiler capacity	Thermic Fluid heater i.e. TFH 6 Lac.K.cal
36.	Stack height	60 feet
37.	APCD installed	Multi-cyclone
38.	Type of fuel used	Biomass (Briquettes)
39.	Fuel consumption as per consent	Biomass @ 01 Ton/day
40.	Fuel consumption (mention units)	No data provided
41.	Estimated ash generation (@ 12 % of biomass briquette)	Cannot be estimated as the fuel consumption data is not available
42.	Ash management	Unit representative informed that generated ash is provided to contractor of HSIIDC for filling in low lying areas through trolleys
43.	Remark on ash disposal	No record maintained

G. Key issues

<p>a. Unit has provided copy of application dated 02.11.2022 for obtaining permission from Haryana Water Resources Authority regarding groundwater abstraction from 01 no. of borewell.</p> <p>b. Two borewells found in functional condition during visit, however flow meter found installed on one borewell only.</p> <p>c. With existing treatment scheme, such a high reduction in pollution parameters indicates dilution with freshwater in PETP at different stages. Also, provision of freshwater dilution in PETP system found (in treated water storage tank of capacity 5000 Ltr. before tertiary treatment).</p> <p>d. Treated effluent recycling system found under installation, no flow meter installed at treated effluent recycle line.</p> <p>e. Specific fresh water consumption is quite low against std. for specific quality (25-30 KL/MT) indicating that fresh water consumption logbook is not properly/correctly maintained.</p> <p>f. As per the logbook data provided by unit, the values of quantity of effluent fed into PETP and treated effluent from PETP outlet are same (i.e. no loss during treatment process, which is practically not possible, as there is always some quantity lost as evaporation losses and losses in form of sludge). This indicates poor record keeping/logbook maintenance.</p> <p>g. Ash generation and disposal record not maintained.</p>
--

H. Specific recommendations

<p>a. Obtain permission from Haryana Water Resources Authority regarding groundwater abstraction from 02 no. of borewells.</p> <p>b. Install separate flow meter (with totalizer) at line carrying treated effluent from PETP outlet to production process, and at treated effluent reuse point. Logbooks shall also be maintained for these flow meters.</p>

- c. Ensure proper maintenance of logbooks regarding groundwater abstraction from borewells, effluent fed into PETP and treated effluent (i.e. PETP inlet & outlet), and quantity of freshwater consumed through HSIIDC water supply.
- d. Dismantle the provision of freshwater dilution in PETP system (in treated water storage tank of capacity 5000 Ltr. before tertiary treatment) immediately.
- e. Maintain proper record of ash generation and disposal.

I. Overall Compliance status: Non-Complying (Discharge norms & dilution)

Photographs taken during visit



Photo 1: Entrance gate of the unit



Photo 2: Manufacturing process area



Photo 3: PETP Inlet channel with screen, collection tank and inlet flow meter



Photo 4: Tube settler



Photo 5: Tertiary treatment (Resin column)



Photo 6: Provision of freshwater dilution in PETP



Photo 7: Sludge drying beds



Photo 8: Thermopack for steam generation



Photo 9: PETP sludge stored in drums



Photo 10: PETP outlet flow meter



Photo 11: Installation of Treated effluent recycling system under progress



Photo 12: Flow meter on one Borewell



Photo 13: Borewell without flow meter

Annexure – 42: M/s Anand knit

INDUSTRY INSPECTION FORMAT (Textile)**A. General section**

Date of inspection: 09.08.24

1.	Name of the unit with complete postal address:	M/s Anand knit Plot no. 650-651, HSIIDC Phase II, Barhi, Sonapat, Haryana
2.	Spatial Co-ordinates (Latitude & longitude) in Decimal format only	29.107622, 77.039312
3.	Name of Contact person with designation Phone & Email:	Mr. Rohit Anand: 9971746777 Mr. Manish Singh (HR): 9850223715 Mr. Dhan Prashad Pandey: 9818201693
4.	Industry Operational status	Operational

B. Consent section

(Attach valid copies, or if expired then attach recent expired copies along with copy of application)

5.	Consent	Yes/No/Applied	Validity (Period)
	Air /Water	Yes	30.09.2029
	Hazardous waste authorization	Yes	30.09.2029
	NOC from Haryana Water Resources Authority	Applied (on 24.04.024)	Expired on 02.09.23 for abstraction of 140 m ³ /day ground water

C. Production, Process and Infrastructure

Production details			
6.	Number of operational days in last three months	78 days	
7.	Operation schedule (Operation hours/day)	12 Hrs. per day	
8.	Type of industry I. Natural fibres (N), Synthetic fibres (S), Blend (NS) II. Pre-treatment (Pt), Dyeing (D), Printing (Pr), Finishing (F), Garment washing (GW) III. Batch process (B), Continuous process (C)	I	II
		S	D, F
		III	B
9.	Product manufactured (dyed yarn/dyed fabric/garments/denim)	Dyeing of polyester fabric	
10.	GSM of product (for fabric/ denim/ garment etc.)	Avg. 170 gm (130-210 gm)	
11.	Consumption of utility, water and raw materials per kg of material processed		

		As per consent	Average (last three months)		
	Production in (Kg/MT/ Sq. meter/ nos.)	6 MT/d	3 MT/d		
	Steam (MT)	NA	18 MT/d		
	Water (KL)	45	47.2		
	Raw material (dyes & chemicals)	120 kg/day	Not provided		
12.	Process details				
	Pretreatment	Washing, soaping			
	Dyeing	Disperse dyeing			
	Finishing	Stanter			
	Garment washing	NA			
13.	Details of wet processing machinery (Nos. & Capacity)	3 nos. Soft flow -300 kg each, 1 no. jet dyeing – 300 kg			
14.	MLR of process machinery	1:3			
15.	Fresh Water consumption Availability of separate flow meter for domestic/process use:				
	Sources of water	Totalizer reading (m³)	Water consumption (KL) (Total of last three months)	Average water consumption (in KLD)	Logbook maintained (Yes/No)
	Borewell 1	43847.54	2785	47.2	Yes
	Municipal sources	1340	Data not available	NA	No
	Specific water consumption in KL/MT		17.33		

D. Effluent management and disposal

16.	Flowmeters details	Availability (Yes/No)	Totalizer Reading (m³/hr.)
	Flow at inlet	Yes	2660.56
	Flow at outlet	Yes	53271.23
	Recycling points	No	NA
17.	Effluent generation (KLD)	38.8 KLD (in July 24)	
18.	Specific effluent generation (KL/MT of product)	12.99	
19.	Effluent disposal (KLD)	38.88 KLD (in July 24)	
20.	Specific effluent Disposal (KL/MT of product)	12.99	
21.	Recycled water consumption (Avg. in KLD)	No recycling	

22.	Specific recycled water consumption (KL/MT of product)	NA			
Primary Effluent Treatment Plant (PETP)					
23.	PETP status: Operational				
24.	Installed capacity (KLD): 100 Utilized capacity (KLD): 40				
25.	PETP consists of: (flow diagram) Collection tank – Flash mixture – Tube settler – Filtration system – HSIIDC sewer				
26.	Losses in PETP, %	None as per logbook record			
27.	Name of chemicals consumed at PETP along with quantity (kg/day)	Lime	12 kg/day		
		Alum	15 kg/day		
		Polyelectrolyte	500 gm/day		
28.	Effluent disposal point	HSIIDC sewer line/other			
29.	Bypass arrangement for discharge of untreated effluent	Not observed			
30.	Status of CETP membership	Yes			
31.	Status of storm water management	Rain harvesting pit/HSIIDC storm water line			
32.	Effluent characteristics: as per analysis report of consented parameter				
	Parameter	PETP inlet	PETP outlet	Prescribed discharge norms	Compliance status
	pH	6.96	2.31	6.0-9.0	<ul style="list-style-type: none"> With existing treatment scheme such a high reduction in pollution parameters indicates dilution with freshwater in PETP at different stages High TDS at PETP outlet Non-Complying (Discharge norms & dilution)
	BOD (mg/l)	115	12	500	
	COD (mg/l)	576	60	1400	
	TSS (mg/l)	340	30	1500	
	TDS (mg/l)	3980	3310	2100	
	Oil & Grease (mg/l)	16.2	BLD	15	
	NH3-N (mg/l)	15.61	3.12	-	
	Total Cr (mg/l)	3.92	0.14	-	
	Sulphides (mg/l)	5.6	0.8	-	
	SAR	54.48	21.69	-	
	Phenolic compound	1.78	ND	-	
33.	Sludge management & disposal				
	Mechanical system details	Not provided			

	(centrifuge/decanter etc.)	
	Sludge drying beds	Total Nos: 3 nos.
	Average quantity of sludge generated (Kg/day)	~34 kg/day (2.995 MT) in last 94 operational days from 21 April to 2 nd Aug. 24 as per Form 10 dated 03.08.24
	Estimated sludge generation (40% of inlet TSS load)	5.44 sludge + 27.5 kg chemical = 33 kg/day
	Remarks: quantity of estimated sludge is found inline with the actual generated sludge	
34.	Separate Energy meter installed for PETP	Yes
	Average Electric Consumption at PETP (KWh/day)	50

E. Hazardous waste section

35.	Hazardous waste management	
	Authorization status	Yes available
	Copy of agreement with recyclers/TSDF	Agreement with Gujarat Enviro Protection & Infrastructure (Haryana) Private Limited (GEPIL) since 12.04.2024
	Hazardous waste generated (kg/d)	34 kg/day
Form-4 and 10 to be collected		

F. Fuel/power consumption

36.	Boiler capacity	2 T/hr.
37.	Stack height	30 meters without monitoring platform
38.	APCD installed	Wet Scrubber
39.	Type of fuel used	Biomass briquettes
40.	Fuel consumption (mention units)	3 MT/day
41.	Estimated ash generation (@ 12 % of biomass briquette)	360 kg/day
42.	Ash management	Provided to HSIIDC official
43.	Remark on ash disposal	Logbook for ash generation and disposal not maintained. Unscientific disposal of ash observed
44.	Specific observation: a. Specific fresh water consumption is quite low against std. for specific quality (25-30 KL/MT) indicating that fresh water consumption logbook is not properly/correctly maintained b. High TDS at PETP outlet i.e. 3310 mg/l against the norm of 2100 mg/l.	
45.	Recommendation: 1. Unit shall maintain proper record of generated sludge as well as fly ash and also ensure scientific disposal of fly ash generated.	

2. Unit shall obtain NOC from ground water abstraction from concerned competent authority.
--

G. Overall compliance status: Non-Complying (Discharge norms & dilution)

Photographs

Fig.1: Entrance gate



Fig.2: Manufacturing process area



Fig.3: Borewell flow meter



Fig.4: ETP



Fig.6: ETP inlet flow meter



Fig.7: ETP outlet flow meter



INDUSTRY INSPECTION (Textile)**A. General section****Date of inspection: 12-08-2024**

1.	Name of the unit with complete postal address:	M/s. RAM KISHAN & CO., 499, PH-11, INDL. AREA, BARHI, DISTT. SONEPAT
2.	Spatial Co-ordinates (Latitude & longitude) in Decimal format only	29.1089603 77.0439038
3.	Name of Contact person with designation Phone & Email:	Sh. Deepak Goyal, Partner 8860120119 deepakk1084@gmail.com
4.	Industry Operational status	Operational

B. Consent section

(Attach valid copies, or if expired then attach recent expired copies along with copy of application)

5.	Consent	Yes/No/Applied	Validity (Period)
	Air /Water	Yes	Upto 30.09.2029
	Hazardous waste authorization	Yes	Upto 30.09.2024
	NOC from CGWA/other authority	No	Applied for NOC from Haryana Water Resources Authority on 18.02.2024

C. Production, Process and Infrastructure

Production details				
6.	Number of operational days in last three months	78 days		
7.	Operation schedule (Operation hours/day)	Day shift		
8.	Type of industry I. Natural fibres (N), Synthetic fibres (S), Blend (NS) II. Pre-treatment (Pt), Dyeing (D), Printing (Pr), Finishing (F), Garment washing (GW) III. Batch process (B), Continuous process (C)	I	II	III
		Natural Fabric (N)	Dyeing (D) & Printing (Pr) Finishing (F), Garment washing (GW)	Batch Process (B)
9.	Product manufactured (dyed yarn/dyed fabric/garments/denim)	Processing (washing, bleaching, dyeing) of cotton fabric		
10.	Consumption of utility, water and raw materials per kg of material processed			
		As per consent	Average (last three months)	
	Production in (Kg/ Sq. meter/ nos.)	2.50 MT/day	1.8 MT/day (as per logbook) 0.71 MT/d (estimated)	

	Steam (MT)	4 TPH	28 TPD		
	Water (KL)	102.21 KLD as per applied NOC of Haryana Water Resources Authority	62.9 KLD		
	Raw material (dyes & chemicals)	1- Dyes & Chemical – 50 kg/day 2- Woven Fabric – 2500 Kg/day	Dyes: avg. 13.09 kg/day Lime- 6 kg/day Alum 7 kg/day Polyelectrolyte- 0.120 kg/day		
11.	Process details				
	Pretreatment	Bleaching and washing			
	Dyeing	Dyeing			
	Printing	Printing of fabric			
	Finishing	Finishing (drying)			
	Garment washing	Washing of fabric			
12.	Fresh Water consumption				
	Availability of separate flow meter for domestic/process use: Borewell (1)				
	Sources of water	Totalizer reading (m³)	Water consumption (KL) (Total of last three months)	Average water consumption (in KLD)	Logbook maintained (Yes/No)
	Borewell 1	During visit: 50314.88 m ³	4812 KL (1.5.24 to 10.08.2024: 78 operational period Water consumption)	61.69 KLD	Yes
	Municipal sources	HSI IDC Supply	No flowmeter installed	1.21 as per applied NOC of Haryana Water Resources Authority	No
			Total	62.9 KLD	
	Specific water consumption in KL/MT		34.95 KL/MT (as per logbook)		

D. Effluent management and disposal

13.	Flowmeters details	Availability (Yes/No)	Totalizer Reading (m³/hr.)
	Flow at inlet	Yes	16.3 m ³ /h (91266.39 KL)
	Flow at outlet	Yes	3.968 m ³ /h (848.227 KL)
	Recycling points	No	-
14.	Effluent generation (KLD)	51.21 KLD (1.5.24 to 10.08.2024)	
15.	Specific effluent generation (KL/MT of product)	28.45 KL/MT (as per logbook)	

16.	Effluent disposal (KLD)	50.19 KLD considering 2% loss		
17.	Specific effluent Disposal (KL/MT of product)	27.88 considering 2% loss (estimated)		
18.	Recycled water consumption (Avg. in KLD)	No recycle		
19.	Specific recycled water consumption (KL/MT of product)	NA		
Primary Effluent Treatment Plant (PETP)				
20.	PETP status: Operational			
21.	Installed capacity (KLD): 350 KLD Utilized capacity (KLD): 50-60 KLD			
22.	PETP consists of: Collection tank for influent (underground) → Reaction tank → Tube settler → Secondary settling tank → Clear water tank (under ground) → Tertiary filters → outlet pit → HSIIDC sewer line to CETP			
23.	Name of chemicals consumed at PETP along with quantity (kg/day)	Lime	6 Kg/day	
		Alum	7 Kg/day	
		Polyelectrolyte	120gm	
24.	Effluent disposal point	HSIIDC sewer line/other		
25.	Bypass arrangement for discharge of untreated effluent	Not observed		
26.	Status of CETP membership	Yes-CETP Barhi		
27.	Status of storm water management	HSIIDC storm water line		
28.	Effluent characteristics:			
	Parameter	PETP inlet	PETP outlet (% reduction)	Prescribed discharge norms
	pH	6.4	7.5	6.0-9.0
	BOD (mg/l)	747	243 (67.4%)	500
	COD (mg/l)	1728	430 (75.1%)	1400
	TSS (mg/l)	338	160 (52.6%)	1500
	TDS (mg/l)	4284	1160 (72.9%)	2100
	FDS (mg/l)	3076	840	2100
	Oil & Grease (mg/l)	-	BDL	15
	NH ₃ -N (mg/l)	-	21	-
	Total Cr (mg/l)	-	BDL	-
	Sulphides (mg/l)	-	17	-
	SAR (mg/l)	-	3	-
	Phenolic compound (mg/l)	-	1.5	-
	Color (Hazen)	15	BDL	-
	High reduction in pollution parameters indicating dilution with freshwater in PETP at different stages			
	Note: In existing treatment, BOD reduction of 45 - 50%, COD reduction of 50 - 60% & TDS reduction of 15 to 25% may be achieved			
29.	Sludge management & disposal			
	Mechanical system details (centrifuge/decanter etc.)	Filter Press		
	Sludge drying beds	Total Nos: 6		
	Average quantity of sludge generated (Kg/day)	No logbook maintained by the unit		

	Estimated sludge generation	11.82 kg/d
30.	Separate Energy meter installed for PETP	Yes
	Average Electric Consumption at PETP (KWh/day)	10.92 KWh/day

E. Hazardous waste section

31.	Hazardous waste management	
	Authorization status	Yes, valid upto 30.09.2024
	Copy of agreement with recyclers/TSDF	Gujarat Enviro Protection and Infrastructure (Haryana) Pvt. Ltd.
	Hazardous waste generated (kg/d)	No logbook maintained by the unit
Form-4 and 10 to be collected – Form 10 and Form 4 copies provided (enclosed)		

F. Fuel/power consumption

32.	Boiler capacity	4 TPH
33.	Stack height	30 mtr.
34.	APCD installed	Bag Filter & Wet Scrubber
35.	Type of fuel used	Biomass
36.	Fuel consumption	No logbook maintained by the unit
37.	Estimated ash generation	-
38.	Ash management	Fly ash lifted by HSIIDC used for land filling
39.	Remark on ash disposal	As per the unit representative, boiler ash lifted by HSIIDC for land filling. Quantity of ash generated/disposed not provided by the unit.

40. Specific Observations:

- i. Specific fresh water consumption is too lower against std. for specific quality (60-70 KL/MT) indicating that fresh water consumption logbook is not properly/correctly maintained
- ii. Similarly, effluent generation/discharge are also very low, indicating poor record keeping of effluent generation/discharge
- iii. High reduction in pollution parameters indicating dilution with freshwater in PETP at different stages

However, followings are the suggestions to address the issues:

- i. Adjustments in alum dosage and other operational parameters may be necessary to manage sulfide levels effectively.
- ii. Unit should properly maintain logbook for outlet flow meter readings and fuel consumption.
- iii. Unit shall install OCEMS at PETP outlet and provide connectivity to the CPCB/SPCB server.

41. Overall Compliance Status: *Non-compliance w.r.t. dilution*

Photographs:

Fig.1: Entrance gate



Fig.2: Manufacturing process area



Fig.3: PETP



Fig.4: PETP sludge beds



Fig.5: Boiler



Fig.6: Borewell flow meter



Fig.6: PETP inlet & outlet flow meter



Fig.7: Chemical storage area



Annexure – 44: M/s Madni Textile Mills Pvt Ltd

INDUSTRY INSPECTION FORMAT (Textile)**A. General section****Date of inspection: 13-08-2024**

1.	Name of the unit with complete postal address:	M/s Madni Textile Mills Pvt Ltd Plot No 387-388, Phase 1 HSIIDC Barhi Sonepat
2.	Spatial Co-ordinates (Latitude & longitude) in Decimal format only	29.099309 77.0464037
3.	Name of Contact person with designation Phone & Email:	Sh Nirdesh Kumar (Accountant) 9911577352 nirdeshgzb@gmail.com
4.	Industry Operational status	Operational

B. Consent section

(Attach valid copies, or if expired then attach recent expired copies along with copy of application)

5.	Consent	Yes/No/Applied	Validity (Period)
	Air /Water	Yes	30-09-2026
	Hazardous waste authorization	Yes	30-09-2026
	NOC from CGWA/other authority	Applied	Expired on 11-07-2024

C. Production, Process and Infrastructure

Production details			
6.	Number of operational days in last three months	77 (01-05-2024 to 12-08-2024)	
7.	Operation schedule (Operation hours/day)	Day shift (10-12 hours)	
8.	Type of industry IV. Natural fibres (N), Synthetic fibres (S), Blend (NS) V. Pre-treatment (Pt), Dyeing (D), Printing (Pr), Finishing (F), Garment washing (GW) VI. Batch process (B), Continuous process (C)	I Natural	II D & GW
			III B
9.	Product manufactured (dyed yarn/dyed fabric/garments/denim)	Dyeing of cotton fabric	
10.	GSM of product (for fabric/ denim/ garment etc.)	250-300	
11.	Consumption of utility, water and raw materials per kg of material processed		
		As per consent	Average (last three months)

	Production in (Kg/ Sq. meter/ nos.)	5 MT/day	4833.11 meter per day			
	Conversion into kg/day		1.2 MT/day			
	Steam	2.5 TPH	19.25 TPD			
	Water (KL)	75 KLD	67.84			
	Raw material (dyes & chemicals)	Color & Chemical – 150 kg/day Fabric – 5000 sq/meter	Total material – 180.16 kg/day			
12.	Process details					
	Pretreatment	Yes				
	Dyeing	Yes				
13.	Details of wet processing machinery (Nos. & Capacity)	S.No	Machine Name	No of Machine	M:L ratio	Lot Size (kg)
14.	MLR of process machinery	1	Jigger	20	1:3	250
		2	Mercerize	1	-	250
		3	Drying range	2	-	250
		4	Stenter	1	-	-
		5	Jet Dyeing	1	1:8	200
		6	Soft Flow	1	1:8	-
		7	Rotary Printing Machine	1	-	-
15.	Fresh Water consumption					
	Availability of separate flow meter for domestic/process use:					
	Sources of water	Totalizer reading (m³)	Water consumption (KL) (Total of last three months)	Average water consumption (in KLD)	Logbook maintained (Yes/No)	
	Borewell	62726.699	5223.68	67.84	Yes	
	Specific water consumption in KL/MT		56.14			

D. Effluent management and disposal

16.	Flowmeters details	Availability (Yes/No)	Totalizer Reading (m³/hr.)
	Flow at inlet of PETP	Yes	19693.97
	Flow at outlet of PETP	Yes	18505.5
	Recycling points	Not applicable	
17.	Effluent generation (KLD)	25.56 KLD	
18.	Specific effluent generation (KL/MT of product)	21.15	
19.	Effluent disposal (KLD)	24.83	
20.	Specific effluent Disposal (KL/MT of product)	20.55	
Primary Effluent Treatment Plant (PETP)			

21.	PETP status: Operational				
22.	Installed capacity (KLD): 150 Utilized capacity (KLD): 30 KL				
23.	PETP consists of: (flow diagram) <i>Effluent from process - Collection tank (underground)– Water pumped to Reaction tank for Chemical dosing- Tube settler – Dual media filter- Activated carbon filter - Clear water storage tank (underground) – Softener- Chlorination (HCL + Lime)- Outlet chamber – Public sewer – CETP Barhi</i>				
24.	Losses in PETP, %	2.85%			
25.	Name of chemicals consumed at PETP along with quantity (kg/day)	Lime	81.29		
		Alum	75.12		
		Polyelectrolyte	0.35		
26.	Effluent disposal point	HSIIDC sewer line			
27.	Bypass arrangement for discharge of untreated effluent	Not seen			
28.	Status of CETP membership	Connected to CETP			
29.	Status of storm water management	HSIIDC storm water line			
30.	Effluent characteristics: as per analysis report of consented parameter				
	Parameter	PETP inlet	PETP outlet	Prescribed discharge norms	Compliance status
	pH	6	2	6.0-9.0	<ul style="list-style-type: none"> • Non-compliance w.r.t pH & TDS • BOD removal-93.77%, COD removal-74.12% which is not possible with existing scheme and indicates dilution with freshwater at PETP <p>Non-Complying (Discharge norms & Dilution)</p>
	BOD (mg/l)	610	38	500	
	COD (mg/l)	947	245	1400	
	TSS (mg/l)	110	24	1500	
	TDS (mg/l)	1752	3568	2100	
	FDS (mg/l)	1368	2996		
	Color	25	BDL		
	Oil & Grease (mg/l)	-	BDL	15	
	NH3-N (mg/l)	-	53	-	
	Total Cr (mg/l)	-	0.02	-	
	Sulphides (mg/l)	-	8	-	
	SAR	-	1	-	
Phenolic compound	-	0.26	-		
31.	Sludge management & disposal				
	Mechanical system details (centrifuge/decanter etc.)		No		
	Sludge drying beds		Total Nos: 03		
	Average quantity of sludge generated (Kg/day)		83.89 kg/day (as per logbook)		

	Estimated sludge generation	17.86 kg/day
32.	Separate Energy meter installed for PETP	Yes
	Average Electric Consumption at PETP (KWh/day)	27.83 KWh/day

E. Hazardous waste section

33.	Hazardous waste management	
	Authorization status	Valid upto 30-09-2026
	Copy of agreement with recyclers/TSDF	Agreement with M/s Gujarat Enviro-Protection and Infrastructure (Haryana) Private Limited (GEPIL), Pali, Faridabad, Haryana
	Hazardous waste generated (kg/d)	83.89 kg/day
Form-4 and 10 to be collected		

F. Fuel/power consumption

34.	Boiler capacity	2.5 TPH
35.	Stack height	33 m
36.	APCD installed	Wet Scrubber
37.	Type of fuel used	Briquette
38.	Fuel consumption (mention units)	2845.12 kg/day
39.	Estimated ash generation (@ 12 % of biomass briquette)	341.41 kg/day
40.	Ash management	Dumped inside premises only
41.	Remark on ash disposal	Unit has huge open area, ash is dumped there., which is unscientific.
42.	Observations: <ol style="list-style-type: none"> 1. Effluent generation should be approx. 85% of fresh water consumption, however in this case effluent generation is 38% of fresh water consumptions, which indicates that either fresh water consumption/effluent generation/effluent discharge logbook is not properly/correctly maintained or unit is bypassing untreated effluent 2. Unit does chlorination by adding HCl and Lime before discharging the wastewater to public sewer. 3. High reduction in pollution parameters indicating dilution with freshwater in PETP at different stages. Also, high TDS is also observed at PETP outlet. 4. Further, unit is non-complying w.r.t pH (2 against 6.0-9.0) and TDS (3568 mg/l against 2100 mg/l) 	
43.	Recommendations/Suggestions: Unit shall dismantle the provision of dilution.	
44.	Overall compliance status <ul style="list-style-type: none"> • Non-Complying (Discharge norms & dilution) 	

Photographs

Fig.1: Manufacturing process area



Fig.2: PETP Inlet



Fig.3: Collection Tank



Fig.4: Tube Settler



Fig.5: PETP energy meter



Fig.6: Dual Media Filter



Fig.7: PETP inlet flow meter



Annexure – 45: M/s Dhruv Globals Ltd

INDUSTRY INSPECTION FORMAT (Textile)**A. General section****Date of inspection: 18.07.2024**

1.	Name of the unit with complete postal address:	M/s Dhruv Globals Ltd., Plot No. 462-463, Phase-I, Barhi, Sonipat, Haryana
2.	Spatial Co-ordinates (Latitude & longitude) in Decimal format only	29.100071, 77.04131
3.	Name of Contact person with designation Phone & Email:	Mr. V D Pandey, Chief Engineer 9818699050 vdpandey@dhruvglobals.com
4.	Industry Operational status	Operational

B. Consent section

(Attach valid copies, or if expired then attach recent expired copies along with copy of application)

5.	Consent	Yes/No/Applied	Validity (Period)
	Air /Water	Yes	30.09.2028
	Hazardous waste authorization	Yes	30.09.2028
	NOC from Haryana Water Resources Authority	Applied for renewal on 06.01.2024	Previous HWRA NOC expired on 01.01.2024

C. Production, Process and Infrastructure

Production details			
6.	Number of operational days in last three months	75 days	
7.	Operation schedule (Operation hours/day)	24 Operation hours / day	
8.	Type of industry	I	II
	I. Natural fibres (N), Synthetic fibres (S), Blend (NS) II. Pre-treatment (Pt), Dyeing (D), Printing (Pr), Finishing (F), Garment washing (GW) III. Batch process (B), Continuous process (C)	N	Pt, D, F, GW
			III
			B
9.	Product manufactured (dyed yarn/dyed fabric/garments/denim)	Dyed cotton fabric	
10.	GSM of product (for fabric/ denim/ garment etc.)	200 GSM, as informed	

11.	Consumption of utility, water and raw materials per kg of material processed				
		As per Consent/CGWA NOC		Average (As per logbook provided by the unit from April-2024 to June-2024)	
	Production	Dyeing of Fabric-8 MT/day		9.06 MT/day	
	Steam (MT)	8 Ton/hr		54 Ton/day (estimated at day operating hours)	
	Water (KL)	960 KLD/2,88,000 KL/year		499.9 ~ 500 KLD	
Raw material (dyes & chemicals)	a. Fabric-8 MT/day b. Caustic-0.4 MT/day c. Dyes-0.075 MT/day d. Acid-0.4 KL/day e. Hypo-0.06 KL/day f. Common salt-1 MT/day		a. Caustic-128.57 kg/day b. Dyes-627.32 kg/day c. Acid-214.56 kg/day d. Caustic soda-128.57 kg/day e. Soda ash-650.28 kg/day f. Common salt-1814.19 kg/day g. H ₂ O ₂ -181.26 kg/day h. Acid-214.56 kg/day		
12.	Process details				
	Pretreatment	Yes			
	Dyeing	Yes			
	Printing	No			
	Finishing	Yes			
Garment washing	Yes				
13.	Details of wet processing machinery (Nos. & Capacity)	Soft flow machines-800 kg (2); 900 kg (1); 600 kg (4); 450 kg (1); 400 kg (2); 300 kg (1); 150 kg (1) Relax Dryer-2 Tumble Dryer-12			
14.	MLR of process machinery	1:4			
15.	Fresh Water consumption				
	Availability of separate flow meter for domestic/process use: No				
	Sources of water	Totalizer reading (m³)	Water consumption (KL) ((As per logbook provided by the unit from April-2024 to June-2024))	Average water consumption (in KLD)	Logbook maintained (Yes/No)
	Borewell 1	119023.669 m ³ (13.5 m ³ /hr)	44990.64 KL	599.88 KLD	Yes
	Borewell 2	344616.34			Yes
	Specific water consumption in KL/MT		64.5 KL/MT of Production		

D. Effluent management and disposal

	Flowmeters details	Availability (Yes/No)	Totalizer Reading (m³/hr)
--	---------------------------	------------------------------	---

16.	Flow at inlet of PETP	Yes	544601.542 m ³ (29.2 m ³ /hr) & 202129.547 m ³ (0.0 m ³ /hr)	
	Flow at outlet of PETP	Yes	233416.120 m ³ (30.6 m ³ /hr)	
	Recycling points	Unit is not recycling PETP treated water in the mfg. operations, as informed		
17.	Effluent generation (KLD)	566.70 KLD (As per logbook provided by the unit from April-2024 to June-2024)		
18.	Specific effluent generation (KL/MT of product)	61 KL/MT of Production		
19.	Effluent disposal (KLD)	565.38 KLD (As per logbook provided by the unit from April-2024 to June-2024)		
20.	Specific effluent Disposal (KL/MT of product)	60.7 KL/MT of Production		
Effluent treatment plant (PETP)				
21.	PETP status: Operational			
22.	Installed capacity (KLD): 1200 KLD (2 PETPs of 600 KLD capacity each; during visit one PETP found operational & one found non-operational) Utilized capacity (KLD): 566 KLD (as per submitted logbook of last 03 months i.e., April-24 to June-24)			
23.	PETP consists of: (flow diagram) Bar Screen→Collection tank→Chemical addition→Flash Mixer→Flocculation tank→Tube Settler→Clear water storage tank→Duel Media Filter→Colour removal unit→Discharge in CPETP sewer line Sludge from Flocculation tank & tuber Settler→Filter Press→Sludge drying bed→Final disposal to GEPIL			
24.	Losses in PETP, %	0.23 % against the typical 2-3 %		
25.	Name of chemicals consumed at PETP along with quantity (kg/day)	Lime	115.55 kg/day	
		Ferrous	509.20 kg/day	
		Polyelectrolyte	0.99~1 kg/day	
		HCL	19.27 kg/day	
		Hypo	0.96~1 kg/day	
26.	Effluent disposal point	HSI IDC sewer line		
27.	Bypass arrangement for discharge of untreated effluent	No		
28.	Status of CETP membership	Valid		
29.	Status of storm water management	HSI IDC storm water line		
30.	Effluent characteristics: as per analysis report of consented parameter			
	Parameter	PETP inlet	PETP outlet	Prescribed discharge norms

	pH	10.2	7.5	6.0-9.0	<p>BOD removal-87.94% and COD removal-79.12 %, which is not possible with the existing treatment system installed by the unit (i.e., without any biological treatment), hence indicating dilution with fresh water in PETP at different stages</p> <p>Non-complying (Dilution)</p>
	BOD (mg/l)	597	72	500	
	COD (mg/l)	905	189	1400	
	TSS (mg/l)	376	99	1500	
	TDS (mg/l)	2672	2000	2100	
	Oil & Grease (mg/l)	-	BDL	15	
	Color (Hazen)	BDL	BDL	-	
	NH3-N (mg/l)	-	1	-	
	Total Cr (mg/l)			-	
	Sulphide (mg/l)	-	BDL	-	
	SAR	54	42	-	
	Phenolic compound	-	0.43	-	
31.	Sludge management & disposal				
	Mechanical system details (centrifuge/decanter etc.)	Filter Press-1 no.			
	Sludge drying beds	Total Nos: 2 nos.			
	Average quantity of sludge generated (Kg/day)	98.87 kg/day			
	Estimated sludge generation	156.97 kg/day + 62.47 Kg chemical consumed = Total 219.44 Kg/day			
32.	Separate Energy meter installed for PETP	Yes			
	Average Electric Consumption at PETP (KWh/day)	665.93 KWh/day (As per logbook provided by the unit from April-2024 to June-2024)			

E. Hazardous waste section

33.	Hazardous waste management				
	Copy of agreement with recyclers/TSDF	Membership certificate of M/s Gujarat Enviro-Protection and Infrastructure (Haryana) Private Limited (GEPIL), Pali, Faridabad, Haryana, valid up to 25.09.2027			
	Hazardous waste generated (kg/d)	Details of PETP sludge disposal (as per form 10)			
		Date	Quantity disposed		
		20.08.2023	9.1 MT		
		17.12.2023	9.1 MT		
		31.03.2024	9.1 MT		
		30.06.2024	7.2 MT		

			Total	34.5 MT	
--	--	--	--------------	----------------	--

F. Fuel/power consumption

34.	Boiler capacity	8 Ton/hr
35.	Stack height	30 meters
36.	APCD installed	Cyclone + Bag Filter
37.	Type of fuel used	Biomass i.e., Briquettes
38.	Fuel consumption (mention units)	12.36 T/day (As per logbook provided by the unit from April-2024 to June-2024)
39.	Actual ash generation	107.53 kg/day
40.	Estimated ash generation (@ 12 % of biomass briquette)	1.48 T/day
41.	Ash management	As informed, ash is disposed to an Integrated Common Hazardous Waste Management Facility i.e., M/s Gujarat Enviro-Protection and Infrastructure (Haryana) Private Limited (GEPIL). The
42.	Remark on ash disposal	Unit has obtained membership certificate from GEPIL for disposal of ash. However, unit has not provided the disposal record. Estimated ash generation (1.48 T/day) is much higher than the reported generation (107.53 kg/day) indicating unscientific disposal.
43.	<p>Observations:</p> <ol style="list-style-type: none"> As per the production details of last three months i.e., April-2024 to June-2024 submitted by the unit, average daily production is 9.06 MT/day which is higher than the consented production of 8 MT/day. For disposal of used oil, unit has done agreement with M/s Indian Petro & Chemicals, which is valid upto 30.09.2024. As per the analysis result of sample collected from PETP inlet and final PETP outlet/final discharge point to CETP sewer, high reduction in pollution parameters is observed i.e., 87.9 % reduction in BOD and 79.1 % reduction in COD is not possible with the existing treatment scheme without biological treatment installed by the unit, hence indicating dilution with freshwater in PETP at different stages. Un-regulated chemical dosing of coagulants (> 1500 ppm) observed in the PETP. Actual PETP sludge generation (98 kg/day) & estimated PETP sludge generation based on effluent characteristics (219.44 kg/day) are not inline indicating that the unit is either not maintaining PETP sludge generation record properly or suspected unscientific disposal of generated PETP sludge. Reported ash generation (107.53 kg/day) & estimated ash generation based on effluent characteristics (1.48 T/day) are not inline indicating the suspected unscientific disposal of generated ash. The unit has provided a collection tank after filtration unit of PETP and from there the effluent is sent to CETP through underground line, hence dilution with fresh water in this collection tank is suspected. 	

	8. The unit is not maintaining logbook for fresh water consuming through municipal source i.e., HSIIDC fresh water supply line.	
44.	Based on the inspection, following points are recommended:	
	<ol style="list-style-type: none"> 1. Maintain record for fresh water consumption through municipal source i.e., HSIIDC fresh water supply line on daily basis 2. Dismantle the provision for dilution of PETP outlet. 3. Make provision to directly discharge the filtered effluent in to HSIIDC line, to rule out possibility of dilution. 4. Regulate/Ensure optimum dosing of coagulants as per feed water characteristics. 5. Maintain proper record for PETP sludge generation on daily basis and ensure scientific disposal of the same. 6. Maintain record for ash generation & disposal on daily basis and ensure scientific disposal of the same. 7. Amend the valid CTO for increased production quantity. 8. Operate PETP in such a way to comply with notified discharge norms 	
45.	Compliance Status:	Non-Complying (consented production quantity & dilution)
46.	Inspection team details:	

Photographs

Fig.1: Entrance gate	Fig.2: Manufacturing process area
	
Fig. 3: PETP	Fig.4: PETP inlet



Fig.5: PETP outlet



Fig.6: PETP outlet flow meter



Annexure – 46: M/s Natraj Home Furnishing Pvt. Ltd

INDUSTRY INSPECTION FORMAT (Textile)**A. General section****Date of inspection: 07/08/2024**

1.	Name of the unit with complete postal address:	M/s Natraj Home Furnishing Pvt. Ltd., Plot No 666 677 HSIIDC Phase II, Barhi, Sonipat, Haryana
2.	Spatial Co-ordinates (Latitude & longitude) in Decimal format only	Latitude: 29.108820, Longitude: 77.042524
3.	Name of Contact person with designation Phone & Email:	Sh. Pramod Kumar (Manager) 9971655622
4.	Industry Operational status	Operational

B. Consent section

(Attach valid copies, or if expired then attach recent expired copies along with copy of application)

5.	Consent	Yes/No/Applied	Validity (Period)
	Air /Water	Yes	12/01/2023 to 30/09/2025
	Hazardous waste authorization	Yes	01/10/2020 to 30/09/2025
	NOC from CGWA/other authority	Applied	18/02/2024

C. Production, Process and Infrastructure

Production details			
6.	Number of operational days in last three months	76 days	
7.	Operation schedule (Operation hours/day)	General shift	
	Type of industry	I	II
			III

8.	I. Natural fibres (N), Synthetic fibres (S), Blend (NS) II. Pre-treatment (Pt), Dyeing (D), Printing (Pr), Finishing (F), Garment washing (GW) III. Batch process (B), Continuous process (C)	Natural fibers (Cotton Cloth)	Dyeing (by natural colour)	Batch process																								
9.	Product manufactured (dyed yarn/dyed fabric/garments/denim)	Dyed home furnishing items (cotton cloth)																										
10.	Consumption of utility, water and raw materials per kg of material processed																											
	As per consent	Average (last three months)																										
Production in (Kg/ Sq. meter/ nos.)	3.2 MT/day (3200 kg/day)	<table border="1"> <thead> <tr> <th colspan="3">Production (Fabric Out)</th> </tr> <tr> <th>Month</th> <th>No. of Operational Days</th> <th>Production (meter)</th> </tr> </thead> <tbody> <tr> <td>June, 2024</td> <td>20</td> <td>37106</td> </tr> <tr> <td>July, 2024</td> <td>27</td> <td>40456</td> </tr> <tr> <td>Aug, 2024</td> <td>5</td> <td>2086</td> </tr> <tr> <td>Total</td> <td>52</td> <td>79648</td> </tr> <tr> <td colspan="2">Production in kg</td> <td>15929.60</td> </tr> <tr> <td colspan="2">Average Production (kg per day)</td> <td>306.33 (i.e. 0.306 MT/day)</td> </tr> </tbody> </table>			Production (Fabric Out)			Month	No. of Operational Days	Production (meter)	June, 2024	20	37106	July, 2024	27	40456	Aug, 2024	5	2086	Total	52	79648	Production in kg		15929.60	Average Production (kg per day)		306.33 (i.e. 0.306 MT/day)
Production (Fabric Out)																												
Month	No. of Operational Days	Production (meter)																										
June, 2024	20	37106																										
July, 2024	27	40456																										
Aug, 2024	5	2086																										
Total	52	79648																										
Production in kg		15929.60																										
Average Production (kg per day)		306.33 (i.e. 0.306 MT/day)																										
Steam	-	2.4 MT																										
Water (KL)	60.33 KLD (as per applied copy of NOC)	44.37 KLD (Industrial + Domestic)																										
Raw material (dyes & chemicals)	All kind of yarn/Fabric: 3.2 MT/day Dyes/Colors: 10 kg/day Chemicals: 5 kg/day	<table border="1"> <thead> <tr> <th colspan="3">Raw Material (Fabric In)</th> </tr> <tr> <th>Month</th> <th>No. of Operational Days</th> <th>Production (meter)</th> </tr> </thead> <tbody> <tr> <td>June, 2024</td> <td>19</td> <td>23644</td> </tr> </tbody> </table>			Raw Material (Fabric In)			Month	No. of Operational Days	Production (meter)	June, 2024	19	23644															
Raw Material (Fabric In)																												
Month	No. of Operational Days	Production (meter)																										
June, 2024	19	23644																										

			<table border="1"> <tbody> <tr> <td>July, 2024</td> <td>18</td> <td>50630</td> </tr> <tr> <td>Aug, 2024</td> <td>5</td> <td>11859</td> </tr> <tr> <td>Total</td> <td>42</td> <td>86133</td> </tr> <tr> <td>Production in kg</td> <td colspan="2">17226.6</td> </tr> <tr> <td>Average Production (Kg/day)</td> <td colspan="2"><u>410.15</u> (i.e. 0.410 MT/day)</td> </tr> </tbody> </table>	July, 2024	18	50630	Aug, 2024	5	11859	Total	42	86133	Production in kg	17226.6		Average Production (Kg/day)	<u>410.15</u> (i.e. 0.410 MT/day)																																						
July, 2024	18	50630																																																					
Aug, 2024	5	11859																																																					
Total	42	86133																																																					
Production in kg	17226.6																																																						
Average Production (Kg/day)	<u>410.15</u> (i.e. 0.410 MT/day)																																																						
11	Process details																																																						
	Pretreatment	Yarn procurement→Weaving/Fabric procurement→Dyeing (Now starting in-house at this unit)→Embroidery/Hand embellishments/Special treatment→Stitching→Finishing and cleaning→Packing and shipment (including labelling, bar coding & price ticketing of final selling price in the buyer denominated currency)																																																					
	Dyeing																																																						
	Printing																																																						
	Finishing																																																						
	Garment washing																																																						
12	Details of wet processing machinery (Nos. & Capacity)	<table border="1"> <thead> <tr> <th colspan="4">Details of machinery used in the unit (Nos. & Capacity)</th> </tr> <tr> <th>S. N.</th> <th>Name of Machinery</th> <th>Quantity (nos.)</th> <th>Capacity</th> </tr> </thead> <tbody> <tr> <td>1</td> <td>Jigger</td> <td>3</td> <td>750 m fabric</td> </tr> <tr> <td>2</td> <td>Jigger</td> <td>3</td> <td>500 m fabric</td> </tr> <tr> <td>3</td> <td>Jigger</td> <td>2</td> <td>400 m fabric</td> </tr> <tr> <td>4</td> <td>Jigger</td> <td>1</td> <td>900 m fabric</td> </tr> <tr> <td>5</td> <td>Jigger</td> <td>1</td> <td>200 m fabric</td> </tr> <tr> <td>6</td> <td>Winch machine</td> <td>1</td> <td>250 m fabric</td> </tr> <tr> <td>7</td> <td>Dry range</td> <td>1</td> <td>-</td> </tr> <tr> <td>8</td> <td>Centre</td> <td>1</td> <td>-</td> </tr> <tr> <td>9</td> <td>Tumbler</td> <td>1</td> <td>100 kg</td> </tr> <tr> <td>10</td> <td>Tumbler</td> <td>1</td> <td>200 kg</td> </tr> <tr> <td>11</td> <td>Hydro</td> <td>1</td> <td>60 kg</td> </tr> </tbody> </table>		Details of machinery used in the unit (Nos. & Capacity)				S. N.	Name of Machinery	Quantity (nos.)	Capacity	1	Jigger	3	750 m fabric	2	Jigger	3	500 m fabric	3	Jigger	2	400 m fabric	4	Jigger	1	900 m fabric	5	Jigger	1	200 m fabric	6	Winch machine	1	250 m fabric	7	Dry range	1	-	8	Centre	1	-	9	Tumbler	1	100 kg	10	Tumbler	1	200 kg	11	Hydro	1	60 kg
Details of machinery used in the unit (Nos. & Capacity)																																																							
S. N.	Name of Machinery	Quantity (nos.)	Capacity																																																				
1	Jigger	3	750 m fabric																																																				
2	Jigger	3	500 m fabric																																																				
3	Jigger	2	400 m fabric																																																				
4	Jigger	1	900 m fabric																																																				
5	Jigger	1	200 m fabric																																																				
6	Winch machine	1	250 m fabric																																																				
7	Dry range	1	-																																																				
8	Centre	1	-																																																				
9	Tumbler	1	100 kg																																																				
10	Tumbler	1	200 kg																																																				
11	Hydro	1	60 kg																																																				

		12	Cone dyeing machine	1	500 kg
		13	Cone dyeing machine	1	170 kg
		14	Cone dyeing machine	1	100 kg
		15	Cone dyeing machine	1	50 kg
		16	Cone dyeing machine	1	10 kg
		17	Cone dyeing machine	1	5 kg
		18	Cone dyeing machine	3	20 kg
		19	RF dryer	1	-
		20	Winder	2	-
		21	Digital printing machine cotton	7	400 m
		22	Digital printing machine polyester	2	250 m

13. . **Fresh Water consumption**
 Availability of separate flow meter for domestic/process use: Yes, available

Sources of water	Totalizer reading (m ³)				Water consumption (KL) (Total of last three months)	Average water consumption (in KLD)	Logbook maintained (Yes/No)
Borewell 11	Month	Final Reading of Flow	Initial Reading of Flow	Difference (m ³)	2307.70 m ³	44.37	Yes

			Meter (m³)	Meter (m³)				
		June, 2024	55518.9	54489.6	1029.30			
		July, 2024	56554.1	55518.9	1035.20			
		Aug, 2024	56797.3	56554.1	243.20			
	Municipal sources				Not provided			
	Specific water consumption in KL/MT			144.86				

D. Effluent management and disposal

14.	Flowmeters details	Availability (Yes/No)	Totalizer Reading (m³)
	Flow at inlet	Yes	007457.113
	Flow at outlet	Yes	040215.909
	Recycling points	No recycling	No recycling
15.	Effluent generation (KLD)	25.73	
16.	Specific effluent generation (KL/MT of product)	90.46	
17.	Effluent disposal (KLD)	29.44	
18.	Specific effluent Disposal (KL/MT of product)	103.51	
19.	Recycled water consumption (Avg. in KLD)	No recycling of water	
20.	Specific recycled water consumption (KL/MT of product)	Not applicable	
Primary Effluent Treatment Plant (PETP)			
21.	ETP status: Operational		
22.	Installed capacity (KLD): 50 KLD Utilized capacity (KLD): 25.73 KLD		
23.	ETP consists of: (flow diagram attached) Oil & Grease tank→Collection tank→Mixing tank→Clarifier→Tube settler→Sand filter→Carbon filter→Clear water tank→HSIIDC sewer		

24.	Name of chemicals consumed at ETP along with quantity (kg/day) (03 month record)	Lime	Month		Quantity of Lime Consumed (kg)
			June, 2024		446
			July, 2024		504
			August, 2024		112
			Total		1062
			Average (kg/day)		18.96
		Ferrous	Month		Quantity of Ferrous Consumed (kg)
			June, 2024		570
			July, 2024		642.5
			August, 2024		143.8
			Total		1356.3
			Average (kg/day)		24.22
		Polyelectrolyte	Month		Quantity of Polyelectrolyte Consumed (kg)
			June, 2024		46.5
			July, 2024		51.1
			August, 2024		11.4
			Total		109
			Average (kg/day)		1.95
25.	Effluent disposal point	HSI IDC sewer line			
26.	Bypass arrangement for discharge of untreated effluent	Bypass arrangement not observed			
27.	Status of CETP membership				
28.	Status of storm water management	HSI IDC storm water line			
29.	Effluent characteristics: as per analysis report of consented parameter				
	Parameter	PETP inlet	PETP outlet	Prescribed discharge norms	Compliance status

	pH	7.72	10.48	6.0-9.0	<ul style="list-style-type: none"> • High pH & TDS at PETP outlet • Inlet BOD is too much lower against typical range of 700 to 1000 mg/l, indicating dilution at PETP inlet
	BOD (mg/l)	190	92	500	
	COD (mg/l)	960	496	1400	
	TSS (mg/l)	515	95	1500	
	TDS (mg/l)	2180	2320	2100	
	Oil & Grease (mg/l)	17.4	BDL	15	
	NH3-N (mg/l)	28.02	5.60	-	
	Total Cr (mg/l)	2.26	ND	-	
	Sulphide (mg/l)	9.2	0.4	-	
	SAR	125.24	42.29	-	
	Phenolic compound	2.42	0.25	-	
30.	Sludge management & disposal				
	Mechanical system details (centrifuge/decanter etc.)	From tube settler trough pipeline to sludge drying bed (03 nos.)			
	Sludge drying beds	Total Nos: 03			
	Average quantity of sludge generated (Kg/day)	Month	Quantity of Sludge Generation (kg)		
		June, 2024	579.9		
		July, 2024	626.5		
		August, 2024	140.2		
		Total	1346.6		
		Average (kg/day)	24.05		
	Estimated sludge generation	15.313 kg/day			
31.	Separate Energy meter installed for ETP	Yes			
	Average Electric Consumption at ETP (KWh/day) (03 month record)	Month	No. of Units Consumed		
		June, 2024	1829		

		July, 2024	1781
		August, 2024	375
		Total	3985
		Average (per day)	71.16 Units

E. Hazardous waste section

32.	Hazardous waste management	
	Authorization status	Yes, Hazardous waste authorization valid up to 18/02/2024
	Copy of agreement with recyclers/TSDF	Yes, copy of agreement with M/s Gujrat Enviro Protection & Infrastructure (Haryana) Pvt. Ltd. available. The period of agreement is valid up to 23 rd Nov., 2025.
	Hazardous waste generated (kg/d)	As per Form 4 (Annual Returns) dated 25/06/2024 submitted to state pollution control board, for the preceding period of April 2023 to March 2024, total quantity of waste generated category wise: ETP sludge: 6500 kg Used oil: Nil
Form-4 and 10 to be collected: Attached		

F. Fuel/power consumption

33.	Boiler capacity	a) Biomass briquettes fired boiler: 2.0 Ton/hr. b) Gas fired boiler: 2.0 Ton/hr.	
34.	Stack height	A. Stack attached to biomass briquettes fired boiler: 30 meter B. Stack attached gas fired boiler: 25 meter	
35.	APCD installed	Wet scrubber	
36.	Type of fuel used	Biomass	
37.	Fuel consumption (mention units)	Boiler fuel consumption record	
		Month	Quantity of Fuel (Biomass) Consumption (kg)
		June, 2024	49250

		July, 2024	54200														
		August, 2024	12300														
		Total	115750														
		Average fuel consumption (kg/day)	2066.96														
38.	Estimated ash generation (@ 12 % of biomass briquette)	13890 kg (i.e. 13.89 Tonnes) or 248.03 kg (i.e. 0.248 Tonnes) per day															
39.	Ash management	As informed boiler ash is provided to contractors for final disposal. Based on the data provided by the unit details of boiler ash disposal is tabulated below:															
		<table border="1"> <thead> <tr> <th colspan="2">Boiler Ash Generation & Disposal</th> </tr> <tr> <th>Month</th> <th>Quantity of Ash Disposal (kg)</th> </tr> </thead> <tbody> <tr> <td>June, 2024</td> <td>462</td> </tr> <tr> <td>July, 2024</td> <td>1699</td> </tr> <tr> <td>August, 2024</td> <td>1933</td> </tr> <tr> <td>Total</td> <td>4094</td> </tr> <tr> <td>Average (kg/day)</td> <td>73.11</td> </tr> </tbody> </table>		Boiler Ash Generation & Disposal		Month	Quantity of Ash Disposal (kg)	June, 2024	462	July, 2024	1699	August, 2024	1933	Total	4094	Average (kg/day)	73.11
Boiler Ash Generation & Disposal																	
Month	Quantity of Ash Disposal (kg)																
June, 2024	462																
July, 2024	1699																
August, 2024	1933																
Total	4094																
Average (kg/day)	73.11																
40.	Remark on ash disposal	Details of contractor engaged in boiler ash disposal not provided by the unit.															
41. Specific Observations:																	
<ol style="list-style-type: none"> 1. The unit and its PETP were found operational during visit on 07/08/2024. 2. The unit was found engaged in dyeing of home furnishing items (Natural fibres i.e. cotton cloth) by natural colours in batch mode during joint visit. 3. The unit has installed PETP having capacity of 50 KLD for the treatment of effluent generated from the processing of cotton fibre and the effluent was collected in a collection tank for the treatment in batch mode. The unit has permission to discharge trade effluent into HSIIDC sewer after treatment leading to CETP as well as domestic sewage in the same sewer line without treatment. 4. The effluent disposal is observed to be greater than effluent generated which may indicate mixing of fresh water in the system. 5. The specific fresh water consumption of the unit was observed to be very high against std. for specific quality (60-70 KL/MT) 6. Effluent generation should be approx. 85% of fresh water consumption, however in this case effluent generation is 62% of fresh water consumptions, which indicates that either fresh water consumption/effluent generation/effluent discharge logbook is not properly/correctly maintained or unit is bypassing untreated effluent 																	
42. Compliance status : Non-complying (discharge norms)																	

Photographs

<p>Fig.1: Entrance gate</p>	<p>Fig.2: Manufacturing process area</p>
	
<p>Fig.3: Chemical storage</p>	<p>Fig.4: ETP set up</p>
	
<p>Fig.5: Sludge drying bed</p>	<p>Fig.6: Flow meter at borewell</p>
	
<p>Fig.6: ETP inlet flow meter</p>	<p>Fig.7: ETP outlet flow meter</p>
	

INDUSTRY INSPECTION FORMAT (Textile)**A. General section**

Date of inspection: 07.08.2024

1.	Name of the unit with complete postal address:	M/s SHREE JEE FABRICS Plot no. 525B-525C, HSIIDC, Phase-II, Barhi, Sonipat, Haryana
2.	Spatial Co-ordinates (Latitude & longitude) in Decimal format only	29.105210 N 77.038831 E
3.	Name of Contact person with designation Phone & Email:	Shri Harsh Bansal 7011680274; shreejeefabrics525@gmail.com
4.	Industry Operational status	Operational
5.	Commissioned year	2018

B. Consent section

(Attach valid copies, or if expired then attach recent expired copies along with copy of application)

6.	Consent	Yes/No/Applied	Validity (Period)
	Air /Water	Yes	01.10.2022 – 30.09.2027
	Hazardous waste authorization	Yes	07.11.2022 – 30.09.2027
	NOC from CGWA/other authority	No	Applied on 30.09.2021

C. Production, Process and Infrastructure

Production details			
7.	Number of operational days in last three months	26 days/month	
8.	Operation schedule (Operation hours/day)	General shift (12 hrs)	
9.	Type of industry IV. Natural fibres (N), Synthetic fibres (S), Blend (NS) V. Pre-treatment (Pt), Dyeing (D), Printing (Pr), Finishing (F), Garment washing (GW) VI. Batch process (B), Continuous process (C)	I	II
		Synthetic fibres (S), Blend (NS) Knitting and weaving	Dyeing (D), Finishing (F), Garment washing (GW)
10.	Product manufactured (dyed yarn/dyed fabric/garments/denim)	Garments weaving (hosiery) and dyeing	
11.	GSM of product (for fabric/ denim/ garment etc.)	160 to 250	

12.	MLR ratio	1:7		
13.	Consumption of utility, water and raw materials per kg of material processed			
		As per consent	Average (last three months)	
	Production in (Kg/ Sq. meter/ nos.)	8 MT/day	1.97 MT	
	Steam (MT)	3 TPH	16.65	
	Water (KL)	215+3 KL	111.03	
	Raw material (dyes & chemicals)	Softener 2KLD Acetic Soda- 1KLD Bleaching powder – 2 KLD Colour Fixure- 2KLD Dyes-1KLD Caustic Soda – 2 KLD Desizer – 1KLD Total – 11 KLD	Raw material data not available	
14.	Process details			
	Pretreatment	Pretreatment		
	Dyeing	Dyeing		
	Printing	-		
	Finishing	Finishing- drying etc		
	Garment washing	Washing of fabric		
15.	MLR of process machinery	1:7		
16.	Fresh Water consumption			
	Availability of separate flow meter for domestic/process use: Yes			
	Sources of water	Totalizer reading (m³)	Water consumption (KL) (Total of last three months)	Average water consumption (in KLD)
	Borewell 1	23096.38	6217.81	111.03
	Municipal sources HSI IDC supply	No meter	NA	NA
	Specific water consumption in KL/MT	56.36 KL/MT		
	Logbook maintained (Yes/No)			

D. Effluent management and disposal

17.	Flowmeters details	Availability (Yes/No)	Totalizer Reading (m³/hr.)
	Flow at inlet	Yes	19596.35 m ³ (11.68m ³ /hr)
	Flow at outlet	Yes	929179.18 m ³ (8.43m ³ /hr)
	Recycling points	No recycling point	
18.	Effluent generation (KLD)	115.3	

19.	Specific effluent generation (KL/MT of product)	58.5 KL/MT			
20.	Effluent disposal (KLD)	94.34			
21.	Specific effluent Disposal (KL/MT of product)	47.88 KL/MT			
Primary Effluent Treatment Plant (PETP)					
22.	PETP status: Operational				
23.	Installed capacity (KLD): 200	Utilized capacity (KLD): 120-150			
24.	PETP consists of: (flow diagram) Inlet collection tank → Flash Mixer → Tube settler → Treated Water Tank → ACF+MGF → to HSIIDC sewer through outlet				
25.	Losses in PETP, %	18%			
26.	Name of chemicals consumed at PETP along with quantity (kg/day)	Lime	57.87		
		Ferrous	79.75		
		Polyelectrolyte	0.089		
		HCL	0.407 (for July only)		
27.	Effluent disposal point	HSIIDC sewer line/other			
28.	Bypass arrangement for discharge of untreated effluent	Not observed			
29.	Status of CETP membership	CETP Barhi member			
30.	Status of storm water management	Rain harvesting pit/HSIIDC storm water line			
Effluent characteristics: M/s Shree Jee Fabrics, 525 B&C, HSIIDC, Barhi, Sonipat sample collected on 07.08.2024, as per analysis report of consented parameter					
	Parameter	PETP inlet	PETP outlet	Prescribed discharge norms	Compliance Status
	pH	8.7	7.4	6.0-9.0	<ul style="list-style-type: none"> High TDS at PETP outlet High reduction in pollution parameters indicating dilution with freshwater in PETP at different stages Inlet BOD is too much lower against typical range of 700 to 1000 mg/l, indicating dilution at PETP inlet.
	BOD (mg/l)	284	63	500	
	COD (mg/l)	755	302	1400	
	TSS (mg/l)	182	130	1500	
	TDS (mg/l)	2344	2816	2100	
	FDS (mg/l)	1760	2140	-	
	Oil & Grease (mg/l)	-	BDL	15	
	NH ₃ -N (mg/l)	-	BDL		
	Total Cr (mg/l)	-	BDL		
	Sulphide (mg/l)	-	2		
	SAR	-	18		
	Phenolic compound	-	BDL	-	

					Non-Complying (Discharge norms & dilution)
31.	Sludge management & disposal				
	Mechanical system details (centrifuge/decanter etc.)			-	
	Sludge drying beds			Total Nos: 03	
	Average quantity of sludge generated (Kg/day)			Not available	
	Estimated sludge generation (40% of inlet TSS load)			21.6 kg/day	
32.	Separate Energy meter installed for ETP			Yes	
	Average Electric Consumption at ETP (KWh/day)			95.65 KWh per day	

E. Hazardous waste section

33.	Hazardous waste management	
	Copy of agreement with recyclers/TSDF	Agreement with Gujarat Enviro Protection and Infrastructure (Haryana) Pvt. Ltd. Dated 03.08.2019 for 5 years.
	Hazardous waste generated (kg/d)	1.015 MT given to GEPIPL on 08.04.2024 (2 MT per year as per authorization for HW) – no log book provided
Form-4 and 10 to be collected - Copy of form10 dated 08.04.2024 provided		

F. Fuel/power consumption

34.	Boiler capacity	3 TPH
35.	Stack height	30 meter
36.	APCD installed	Wet scrubber
37.	Type of fuel used	Biomass (brickets)
38.	Fuel consumption (mention units)	3000 Kg/day
39.	Estimated ash generation (@ 12 % of biomass briquette)	360 Kg approx
40.	Ash management	Collected in trolley and sent to contractor of HSIIDC
41.	Remark on ash disposal	As informed by industries ash is collected by HSIIDC Contractor
42.	Overall compliance status	Non-Complying (Discharge norms and dilution)

43. Observations:

1. Unit carries out dyeing with following process: roll/yarn → Grey fabric knitting/received from customer → Soft flow machine for dyeing → hydro extractor → dried on pole dryer → Compactor machine → packing and shipping
2. Ambiguity in flowmeters readings mentioned in logbook compared with observed values during visit.
3. The total flow at ETP inlet was found higher than average water abstracted through bore well, which may be because of non-accounted water used from HSIIDC supply.
4. High reduction in pollution parameters indicating dilution with freshwater in PETP at different stages. Inlet BOD is too much lower against typical range of 700 to 1000 mg/l, indicating dilution at PETP inlet.
5. Effluent generation is more than freshwater consumption which indicates poor record keeping for freshwater consumption/effluent generation

Recommendations:

1. The unit shall maintain logbooks for all utilities and waste management streams.
2. Enhance ETP operations to ensure compliance with all effluent discharge parameters.
3. Establish a system for tracking hazardous waste generation and disposal accurately.

Photographs**Fig.1: ETP area****Fig.2: Manufacturing process area****Fig.3: Colour Lab****Fig.4: Knitting machine**



Fig.5: Sludge drying bed



Fig.6: Boiler

Annexure – 48: M/s Eurospa Terry Towel Pvt. Ltd.

INDUSTRY INSPECTION FORMAT (Textile)

A. General section

Date of inspection: 13.08.2024

1.	Name of the unit with complete postal address:	M/s Eurospa Terry Towel Pvt. Ltd., P.N. 481, HSIIDC, Phase-II, Barhi, Dist. Sonipat (Haryana)
2.	Spatial Co-ordinates (Latitude & longitude) in Decimal format only	29.108765, 77.044686
3.	Name of Contact person with designation Phone & Email:	Divyang Raheja, Director 8950010017 & divyangraheja94@gmail.com
4.	Industry Operational status	Operational

B. Consent section

(Attach valid copies, or if expired then attach recent expired copies along with copy of application)

5.	Consent	Yes/No/Applied	Validity (Period)
	Air /Water	Yes	30.09.2024
	Hazardous waste authorization	Yes	01.10.2019 to 30.09.2024
	NOC from CGWA/other authority	Applied	30.03.2023

C. Production, Process and Infrastructure

Production details			
6.	Number of operational days in last three months	60 days as per logbook from 01 June to 12 August, 2024.	
7.	Operation schedule (Operation hours/day)	05-06 days a week (10-12 hours/day)	
8.	Type of industry	I	II
	I. Natural fibres (N), Synthetic fibres (S), Blend (NS) II. Pre-treatment (Pt), Dyeing (D), Printing (Pr), Finishing (F), Garment washing (GW) III. Batch process (B), Continuous process (C)	Natural fibres	RFD, Dyeing, Washing
9.	Product manufactured (dyed yarn/dyed fabric/garments/denim)	Dyed fabric	
10.	GSM of product (for fabric/ denim/ garment etc.)	No information	
11.	Consumption of utility, water and raw materials per kg of material processed		
		As per consent	Average (last three months)
	Production in (Kg/ Sq. meter/ nos.)	Dyeing of Cotton fabric-1.5 MT/day	1-1.2 MT/day as per unit representative
	Steam (MT)	2.1 T	-
	Water (KL)	50 KLD	43.33 KLD
	Raw material (dyes & chemicals)	Cotton Fabric-1500kg/day; Reactive Dye-6.5 kg/day; Common salt-80 kg/day; Sulphuric-1.25 kg/day; Soda Ash-6.5 kg/day; Wetting Agent-5 kg/day	Cotton Fabric-1-1.2 MT/day
12.	Process details: Acid, Hot wash, Boiling, Hot wash, Killer, check pH, Proxide, hardness, Color dosing & hold, Salt hold, Soda dosing & hold, Caustic dosing & hold, Drain, Cold wash twice, Acid, Soaping Acid, Softner and drain.		
	Pretreatment	RFD	
	Dyeing	Yes	
	Printing	-	
	Finishing	-	
	Garment washing	Yes	
13.	Details of wet processing machinery (Nos. & Capacity)	5 machines (Soft flow) 1200 kg/day 2 nos dryer	
14.	MLR of process machinery	-	

15.	Fresh Water consumption Availability of separate flow meter for domestic/process use: no				
	Sources of water	Totalizer reading (m³)	Water consumption (KL) (Total of last three months)	Average water consumption (in KLD)	Logbook maintained (Yes/No)
	Borewell 1	90705 m ³	2600 KL	43.33 KLD	Yes
	Municipal sources (HSI IDC)	No information			
	Specific water consumption in KL/MT		36.83 KL /1 MT =36.83 (medium efficiency)		

D. Effluent management and disposal

16.	Flowmeters details	Availability (Yes/No)	Totalizer Reading (m³)
	Flow at inlet	Yes	45266.617 m ³
	Flow at outlet	Yes	53560.652 m ³
	Recycling points	No	-
17.	Effluent generation (KLD)	Estimated 36.83 KLD from generation	
18.	Specific effluent generation (KL/MT of product)	36.83 KL/MT	
19.	Effluent disposal (KLD)	31.47 KLD as per logbook from June to 12 August, 2024, i.e., 1888 KL/60 days.	
20.	Specific effluent Disposal (KL/MT of product)	31.47 KL/MT	
21.	Recycled water consumption (Avg. in KLD)	-	
22.	Specific recycled water consumption (KL/MT of product)	-	
Primary Effluent Treatment Plant (PETP)			
23.	PETP status: Operational		
24.	Installed capacity (KLD): 50 KLD Utilized capacity (KLD): 32.11 KLD		
25.	PETP consists: PETP Collection → Equalization tank → Chemical dosing & Mixing Tube Settler → Intermediate water tank → Sand Filter → Activated Carbon Filter → Outlet line to HSI IDC sewer		
26.	Losses in PETP, %	14.55 %	
27.	Name of chemicals consumed at PETP along with quantity (kg/day)	Lime	10 kg/day as per logbook
		Alum	09 kg/day as per logbook

		Polyelectrolyte	100 gm/day as per logbook		
28.	Effluent disposal point	HSI IDC sewer line leading to CETP			
29.	Bypass arrangement for discharge of untreated effluent	Not observed			
30.	Status of CETP membership	Yes, Payment receipt were provided dated 13.07.2024, 15.07.2024 and 25.07.2024			
31.	Status of storm water management	HSI IDC Storm water line			
32.	Effluent characteristics: as per analysis report of consented parameter				
	Parameter	PETP inlet	PETP outlet	Prescribed discharge norms	Compliance status
	pH	7.7	8.3	6.0-9.0	<ul style="list-style-type: none"> • With existing treatment scheme such a high reduction in pollution parameters indicates dilution with freshwater in PETP at different stages • Inlet BOD is too much lower against typical range of 700 to 1000 mg/l, indicating dilution at PETP inlet Non-Complying (Dilution)
	BOD (mg/l)	203	10	500	
	COD (mg/l)	411	30	1400	
	TSS (mg/l)	55	13	1500	
	TDS (mg/l)	2328	1608	2100	
	FDS (mg/l)	1780	1228		
	Oil & Grease (mg/l)	-	-	15	
	NH ₃ -N (mg/l)	-	10	-	
	Total Cr (mg/l)	-	-	-	
	Sulphide (mg/l)	-	-	-	
	SAR	-	12	-	
	Phenolic compound	-	BDL	-	
33.	Sludge management & disposal				
	Mechanical system details (centrifuge/decanter etc.)	Filter press			
	Sludge drying beds	-			
	Average quantity of sludge generated (Kg/day)	6.57 kg/day as per Form-10 disposal of total sludge 5976 kg from November, 2021 to May, 2024			
	Estimated sludge generation (40% of inlet TSS load)	3.52 Kg/day			
34.	Separate Energy meter installed for PETP	Yes			
	Average Electric Consumption at PETP (KWh/day)	115.45 kWh/day as per logbook from 01 June to 12 August, 2024			

E. Hazardous waste section

35.	Hazardous waste management TSDF (Oil & sludge)
-----	---

Authorization status	Yes, till 30.09.2024
Copy of agreement with recyclers/TSDF	Yes, provided dated 15 th May, 2024 Form-10 also provided dated 06.11.2021, 14.05.2022, 14.09.2023 and 30.05.2024
Hazardous waste generated (kg/d)	as per Form-10 disposal of total sludge 5976 kg from November, 2021 to May, 2024 i.e., for 31 months

Form-4 and 10 to be collected**F. Fuel/power consumption**

36.	Boiler capacity	3 Ton
37.	Stack height	30 mtr
38.	APCD installed	Wet Scrubber
39.	Type of fuel used	Briquettes (Biomass)
40.	Fuel consumption (mention units)	1600 – 2300 kg/day
41.	Estimated ash generation (@ 12 % of biomass briquette)	Avg. 1950 kg/day fuel 234 kg
42.	Ash management	disposal to local vendors, no record maintained
43.	Remark on ash disposal	-
44.	Observations: 1. Not maintaining data/logbook of effluent generation. 2. High reduction in pollution parameters indicating dilution with freshwater in PETP at different stages.	

PHOTOGRAPHS







Fig.1: Entrance gate 	Fig.2: Manufacturing process area 
Fig.3: Manufacturing process area 	Fig.4: PETP unit (Inlet & Equalization tank) 
Fig.5: PETP unit (Chemical dosing tanks) 	Fig.6: PETP Chemical mixing & tube settler 



Fig.7: PETP inlet & outlet flow meter



Fig.8: Boiler and wet scrubber



Fig.9: PETP unit (press filter)



Fig.10: Fresh sludge at PETP premises



Fig.11: PETP unit (Intermediate water tank)



Fig.12: PETP unit (sand filter & carbon filter)



Fig.13: PETP outlet



Fig.14: PETP energy meter & DG Set in unit premises



Fig.15: Borewell flow meter




Fig.16: Softener unit



Annexure – 49: M/s Girja Dyeing

INDUSTRY INSPECTION FORMAT (Textile)**A. General section****Date of inspection: 07/08/2024**

1.	Name of the unit with complete postal address:	M/s Girja Dyeing, Plot no. 7, HSIIDC Barhi, Sonipat
2.	Spatial Co-ordinates (Latitude & longitude) in Decimal format only	29.103355, 77.049016
3.	Name of Contact person with designation Phone & Email:	Sh. Amit, Owner Ph. No. 8059960283 Email: girjadyeing@gmail.com
4.	Industry Operational status	Operational

B. Consent section

(Attach valid copies, or if expired then attach recent expired copies along with copy of application)

5.	Consent	Yes/No/Applied	Validity (Period)
	Air /Water	Yes	30/09/2027
	Hazardous waste authorization	Yes	30/09/2027
	NOC from CGWA/other authority	Applied on 07/05/2024	Expired on 09/05/2024

C. Production, Process and Infrastructure

Production details			
6.	Number of operational days in last three months	55 days (from 03/06/2024 to 07/08/2024)	
7.	Operation schedule (Operation hours/day)	Day shift	
8.	Type of industry IV. Natural fibres (N), Synthetic fibres (S), Blend (NS) V. Pre-treatment (Pt), Dyeing (D), Printing (Pr), Finishing (F), Garment washing (GW) VI. Batch process (B), Continuous process (C)	I	II
		S	D
		III	B
9.	Product manufactured (dyed yarn/dyed fabric/garments/denim)	Hosiery dyeing	
10.	Consumption of utility, water and raw materials per kg of material processed		
		As per consent	Average (last three months)
	Production in (Kg/ Sq. meter/ nos.)	Hosiery dyeing-1 MT/d	0.97 MT/d
	Steam (MT)	Not mentioned	8.4 MT/d

	Water (KL)	Not mentioned		Information not provided	
	Raw material (dyes & chemicals)	Hoseiry-1 MT/d; Salt-150 Kg/d; Soda-12.5 Kg/d; Colour-2.5 Kg/d; Soap-1 Kg/d		Information not provided	
11.	Process details: Yarn/Fabric → Unfolding → Dipping in water → Boiling (2-3 hrs) → Bleaching → Dyeing (colour matching) → Hydro drying → Tumble drying → Calendering/Compacting → Packing & dispatch				
	Pretreatment	Yes			
	Dyeing	Yes			
	Printing	No			
	Finishing	No			
	Garment washing	No			
12.	Details of wet processing machinery (Nos. & Capacity)	Soft flow machines: <ul style="list-style-type: none"> • 400 Kg × 01 No. • 300 Kg × 01 No. • 200 Kg × 02 Nos. • 100 Kg × 01 No. 			
13.	MLR of process machinery	MLR - 1:6 Number of washing steps - 2			
14.	Fresh Water consumption Availability of separate flow meter for domestic/process use:				
	Sources of water	Totalizer reading (m³)	Water consumption (KL) (Total of last three months)	Average water consumption (in KLD)	Logbook maintained (Yes/No)
	Borewell	30138.342	2687.203 KL (03/06/2024 to 07/08/2024)	48.9 KLD	Yes
	HSI IDC supply	Flow meter not installed	Could not be calculated	Could not be calculated	No
	Specific water consumption in KL/MT		50.41 KL/MT Remark: Unit use freshwater from borewell & HSI IDC freshwater line however, no record of freshwater supply from HSI IDC freshwater line was provided by the unit. Therefore, specific water consumption based on data provided for abstraction of freshwater from borewell was calculated.		

D. Effluent management and disposal

15.	Flowmeters details	Availability (Yes/No)	Totalizer Reading (m³)
	Flow at PETP inlet	No	Not applicable

	Flow at PETP outlet	Yes	25273.714
	Recycling points	Not applicable	Not applicable
16.	Effluent generation (KLD)	25.6 KLD	
17.	Specific effluent generation (KL/MT of product)	26.4 KL/MT	
18.	Effluent disposal (KLD)	25.1 KLD	
19.	Specific effluent Disposal (KL/MT of product)	24.3 KL/MT	
20.	Recycled water consumption (Avg. in KLD)	Not applicable	
21.	Specific recycled water consumption (KL/MT of product)	Not applicable	
Effluent treatment plant (PETP)			
22.	PETP status: Operational		
23.	Installed capacity (KLD): No information provided Utilized capacity (KLD): No information provided Consented trade effluent generation: 70 KLD		
24.	PETP consists of: Inlet → Flash Mixer → Clariflocculator → Tube Settler → Dual Media Filter → Colour Removal Unit → Outlet		
25.	Losses in PETP, %	2%	
26.	Name of chemicals consumed at PETP along with quantity (kg/day)	Lime	9 Kg/d
		Alum	9 Kg/d
		Polyelectrolyte	0.18 Kg/d
27.	Effluent disposal point	HSI IDC sewer line	
28.	Bypass arrangement for discharge of untreated effluent	Effluent generation is 52% of fresh water consumption which indicates that either fresh water consumption/effluent generation/effluent discharge logbook is not properly/correctly maintained or unit is bypassing untreated effluent.	
29.	Status of CETP membership	Unit has not provided CETP membership certificate however unit has provided HSI IDC bill dated 25/04/2024 as CETP charges.	
30.	Status of storm water management	<ul style="list-style-type: none"> • No rain harvesting structure inside premises. • Storm water is discharged into HSI IDC storm water line. 	
31.	Effluent characteristics: as per analysis report of consented parameter		

	Parameter	PETP inlet	PETP outlet	Prescribed discharge norms	Compliance status
	Colour (Hazen)	BDL	106	-	<ul style="list-style-type: none"> High TDS at PETP outlet. Inlet BOD is too much lower against typical range of 700 to 1000 mg/l, indicating dilution at PETP inlet. <p style="text-align: center;">Non-complying (discharge norms & dilution)</p>
	pH	9.6	9.7	6.0-9.0	
	BOD (mg/l)	104	188	500	
	COD (mg/l)	674	575	1400	
	TSS (mg/l)	423	197	1500	
	TDS (mg/l)	6552	5480	2100	
	FDS (mg/l)	4968	4160	2100	
	Oil & Grease (mg/l)	-	BDL	15	
	NH ₃ -N (mg/l)	-	1	-	
	Total Cr (mg/l)	-	BDL	-	
	Sulphides (mg/l)	-	2	-	
	SAR	-	47	-	
	Phenolic compound	-	0.15	-	
32.	Sludge management & disposal				
	Mechanical system details (centrifuge/decanter etc.)			No	
	Sludge drying beds			Total Nos: 03	
	Average quantity of sludge generated (Kg/day)			Logbook not maintained	
	Estimated sludge generation			7.59 Kg/d	
33.	Separate Energy meter installed for PETP			Yes	
	Average Electric Consumption at PETP (KWh/day)			109.6 KWh/d	

E. Hazardous waste section

34.	Hazardous waste management	
	Authorization status	Valid till 30/09/2027
	Copy of agreement with recyclers/TSDF	<p>Unit has made agreement dated 28/09/2023 with Gujarat Environment Protection & Infrastructure Ltd. (GEPIL) for disposal of hazardous waste. The agreement is valid for 5 years from 16/04/2023.</p> <p>Unit has also made agreement dated 01/01/2022 with M/s Shiv Shakti Oil Industries, Jhajjar, Haryana for disposal of waste oil. The agreement is valid for 5 years from 01/01/2022 to 01/01/2027.</p>
	Hazardous waste generated (kg/d)	Unit provided copy of tax invoice dated 24/03/2023, 20/10/2023 & 11/07/2023 for disposal of 1.085 MT, 2.020 MT & 2.485 MT of PETP sludge, respectively.

F. Fuel/power consumption

35.	Boiler capacity	2 TPH
36.	Stack height	30 m
37.	APCD installed	Cyclone with wet scrubber
38.	Type of fuel used	Biomass briquettes
39.	Fuel consumption (mention units)	1600-2000 Kg/d
40.	Estimated ash generation (@ 12 % of biomass briquette)	192-240 Kg/d
41.	Ash management	Landfilling
42.	Remark on ash disposal	Estimated ash generation (192-240 Kg/d) is higher than actual ash generation (45-58 Kg/d).

G. Major observations

1. Unit does not have No Objection Certificate from State Ground Water Authority (HWRA) for groundwater abstraction.
2. Unit has not installed flow meter at HSIIDC freshwater supply line and PETP Inlet.
3. Treated effluent was found non-complying w.r.t. prescribed discharge norms for pH-9.7 (against norm of 6-9).
4. Inlet BOD (104 mg/l) is too much lower against typical range of 700 to 1000 mg/l, indicating dilution at PETP inlet.
5. Effluent generation is 52% of fresh water consumption which indicates that either fresh water consumption/effluent generation/effluent discharge logbook is not properly/correctly maintained or unit is bypassing untreated effluent.
6. Unit has not maintained record of sludge generation.

H. Recommendations

1. Unit shall obtain No Objection Certificate from State Ground Water Authority (HWRA) for groundwater abstraction and provide a copy to CPCB.
2. Unit shall dismantle the provision for dilution with freshwater at different stages of PETP.
3. Unit shall install flow meter at HSIIDC freshwater supply line and PETP Inlet.
4. Unit shall operate the PETP properly so as to comply with the discharge norms.
5. Unit shall maintain the record of sludge generation.

I. Overall compliance status: Non-complying (discharge norms & dilution)

Photographs



Entrance gate of the Unit



Production area



Production area



Flow meter installed at Borewell



ETP



PSF & ACF



Sludge drying beds



PETP Outlet & Flow meter

Annexure – 50: M/s Rajasthan Knitting Mills

INDUSTRY INSPECTION FORMAT (Textile)**A. General section****Date of inspection: 08/08/2024**

1.	Name of the unit with complete postal address:	M/s Rajasthan Knitting Mills, Plot no. 46, HSIIDC, Barhi, Sonipat
2.	Spatial Co-ordinates (Latitude & longitude) in Decimal format only	29.105179, 77.042545
3.	Name of Contact person with designation Phone & Email:	Sh. Sandeep Bihani, Owner Ph. No. 9810074794
4.	Industry Operational status	Operational

B. Consent section

(Attach valid copies, or if expired then attach recent expired copies along with copy of application)

5.	Consent	Yes/No/Applied	Validity (Period)
	Air /Water	Yes	30/09/2025
	Hazardous waste authorization	Yes	30/09/2026
	NOC from CGWA/other authority	Applied on 27/07/2022	Expired on 01/09/2024

C. Production, Process and Infrastructure

Production details			
6.	Number of operational days in last three months	49 days (from 04/06/2024 to 07/08/2024)	
7.	Operation schedule (Operation hours/day)	Day shift	
8.	Type of industry I. Natural fibres (N), Synthetic fibres (S), Blend (NS) II. Pre-treatment (Pt), Dyeing (D), Printing (Pr), Finishing (F), Garment washing (GW) III. Batch process (B), Continuous process (C)	I	II
		S	D
		III	B
9.	Product manufactured (dyed yarn/dyed fabric/garments/denim)	Hosiery dyeing	
10.	GSM of product (for fabric/ denim/ garment etc.)	150-180	
11.	Consumption of utility, water and raw materials per kg of material processed	As per consent	Average (last three months)

	Production in (Kg/ Sq. meter/nos.)	Washing of fabric-3 MT/d; Dyeing of fabric-3 MT/d	1.34 MT/d (as per logbook data of March, April & May, 2024)		
	Steam (MT)	Not mentioned	0.5 Kg/cm ² pressure per Kg of product Estimated-8.4 MT/d		
	Water (KL)	Not mentioned	4 L/Kg of product		
	Raw material (dyes & chemicals)	HCL-12 KLD; Salt-14 Kg/d; Dyes-12 Kg/d; Lime-9 Kg/d; Alum-20 Kg/d; Poly-0.3 Kg/d; Fabric-4000 MT/d; Bleaching-6 Kg/d; Soda ash-8 Kg/d; Wood-600 Kg/d	Soda: 6-7 Kg/d; Caustic: 3-4 Kg/d; Green acid: 5-6 Kg/d; Salt: 100-150 Kg/d; Colors: 10-12 Kg/d; Lime: 4-5 Kg/d; Alum: 3-4 Kg/d; Poly: 100-150 gm/d; Softener: 20-25 Kg/d; Soap: 2-3 Kg/d		
12.	Process details: Inspection of gray cloth → Stitching → Cropping → Brushing → Singeing → Desizing → Scouring → Bleaching → Scouring → Washing → Drying → Mercerizing → Dyeing → After treatment → Finishing → Inspection → Packing → Dispatch				
	Pretreatment	Yes			
	Dyeing	Yes			
	Printing	No			
	Finishing	Yes			
	Garment washing	No			
13.	Details of wet processing machinery (Nos. & Capacity)	Total capacity-1500 Kg (soft flow dyeing machines-05 nos.) <ul style="list-style-type: none"> • 300 Kg x 03 • 200 Kg x 02 • 100 Kg x 01 			
14.	MLR of process machinery	MLR= 1:9 Washing steps-03			
15.	Fresh Water consumption Availability of separate flow meter for domestic/process use: No				
	Sources of water	Totalizer reading (m³)	Water consumption (KL) (Total of last three months)	Average water consumption (in KLD)	Logbook maintained (Yes/No)
	Borewell	95254.512	2835.6 KL (as per logbook data)	57.9 KLD (as per logbook data)	Yes

			from 04/06/2024 to 07/08/2024)	from 04/06/2024 to 07/08/2024)	
	HSI IDC supply	No flow meter installed	Could not be calculated	Could not be calculated	Not applicable
	Specific water consumption in KL/MT		43.2 KL/MT Remark: Unit use freshwater from borewell and HSI IDC water supply. Unit has not installed flow meter at HSI IDC freshwater supply line. Therefore, specific freshwater consumption was calculated based on borewell data.		

D. Effluent management and disposal

16.	Flowmeters details	Availability (Yes/No)	Totalizer Reading (m ³)
	Flow at PETP inlet	Yes	22772.837
	Flow at PETP outlet	Yes	61495.875
	Recycling points	Not applicable	Not applicable
17.	Effluent generation (KLD)	38.2 KLD (as per logbook data from 04/06/2024 to 07/08/2024)	
18.	Specific effluent generation (KL/MT of product)	28.5 KL/MT	
19.	Effluent disposal (KLD)	36.3 KLD (as per logbook data from 04/06/2024 to 07/08/2024)	
20.	Specific effluent Disposal (KL/MT of product)	27.1 KL/MT	
21.	Recycled water consumption (Avg. in KLD)	Not applicable	
22.	Specific recycled water consumption (KL/MT of product)	Not applicable	
Primary Effluent Treatment Plant (PETP)			
23.	PETP status: Operational		
24.	Installed capacity (KLD): 95 KLD Utilized capacity (KLD): No information provided Consented trade effluent generation: 300 KLD		
25.	PETP consists of: Screen → Equalization Tank → Flash Mixer → Clariflocculator → Tube Settler → Dual Media Filter → pH correction tank → Discharge		
26.	Losses in PETP, %	5% (against typical 2%)	
27.	Name of chemicals consumed at PETP along with quantity (kg/day)	Polyelectrolyte	0.08-0.14 Kg/d
		Alum	3-4 Kg/d
		Caustic	3-4 Kg/d
28.	Effluent disposal point	HSI IDC sewer line	

29.	Bypass arrangement for discharge of untreated effluent	No			
30.	Status of CETP membership	Unit has not provided CETP membership certificate			
31.	Status of storm water management	<ul style="list-style-type: none"> No rain harvesting structure inside premises. Storm water is discharged into HSIIDC storm water line. 			
32.	Effluent characteristics: as per analysis report of consented parameter				
	Parameter	PETP inlet	PETP outlet	Prescribed discharge norms	Compliance status
	Colour (Hazen)	7	BDL	-	<ul style="list-style-type: none"> High reduction in pollution parameters indicating dilution with freshwater in PETP at different stages. Inlet BOD is too much lower against typical range of 700 to 1000 mg/l, indicating dilution at PETP inlet. <p>Non-complying (dilution)</p>
	pH	8.9	6.7	6.0-9.0	
	BOD (mg/l)	210	38	500	
	COD (mg/l)	801	197	1400	
	TSS (mg/l)	273	62	1500	
	TDS (mg/l)	2584	1464	2100	
	Oil & Grease (mg/l)	-	BDL	15	
33.	Sludge management & disposal				
	Mechanical system details (centrifuge/decanter etc.)	No			
	Sludge drying beds	Total Nos: 03			
	Average quantity of sludge generated (Kg/day)	3.5 Kg/d (as per logbook data from 04/06/2024 to 07/08/2024)			
	Estimated sludge generation	8.76 Kg/d			
34.	Separate Energy meter installed for PETP	Yes			
	Average Electric Consumption at PETP (KWh/day)	25.3 KWh/d			

E. Hazardous waste section

35.	Hazardous waste management	
	Authorization status	Valid till 30/09/2025
	Copy of agreement with recyclers/TSDF	As informed, Unit has made agreement with GEPIL however, copy of agreement was not provided.
	Hazardous waste generated (kg/d)	Unit provided copy of Form-10 dated 29/04/2024 for disposal of 0.5 MT of ETP sludge.

F. Fuel/power consumption

36.	Boiler capacity	2 TPH
-----	-----------------	-------

37.	Stack height	18 m
38.	APCD installed	Cyclone with wet scrubber
39.	Type of fuel used	Biomass briquettes
40.	Fuel consumption (mention units)	Information not provided
41.	Estimated ash generation (@ 12 % of biomass briquette)	Information not provided
42.	Ash management	Land filling
43.	Remark on ash disposal	Record of fuel consumption and ash generation was not maintained.

G. Major observations

1. Unit does not have No Objection Certificate from State Ground Water Authority (HWRA) for groundwater abstraction.
2. Unit has not installed flow meter at HSIIDC freshwater supply line.
3. High reduction in pollution parameters indicating dilution with freshwater in PETP at different stages.
4. Inlet BOD (210 mg/l) is too much lower against typical range of 700 to 1000 mg/l, indicating dilution at PETP inlet.
5. Unit has not maintained record of fuel consumption and ash generation.

H. Recommendations

1. Unit shall obtain the No Objection Certificate from State Ground Water Authority (HWRA) for groundwater abstraction.
2. Unit shall install flow meter at HSIIDC freshwater supply line.
3. Unit shall dismantle the provision for dilution in PETP at different stages.
4. Unit shall maintain the record of fuel consumption and ash generation.

I. Overall compliance status: Non-complying (dilution)

Photographs



Entrance gate of the Unit



Production area



Production area



Flow meter installed at Borewell



Flow meter installed at ETP Inlet



Clariflocculator



Tube Settler



Dual Media Filter




Sludge drying beds



Flow meter installed at ETP Outlet



Boiler



Energy meter installed at ETP

Annexure – 51: M/s Babbar Hosiery

INDUSTRY INSPECTION FORMAT (Textile)**A. General section****Date of inspection: 12/08/2024**

1.	Name of the unit with complete postal address:	M/s Babbar Hosiery, Plot no. 83,84, Industrial Estate, Barhi, Distt. Sonipat
2.	Spatial Co-ordinates (Latitude & longitude) in Decimal format only	29.103133, 77.047180
3.	Name of Contact person with designation Phone & Email:	Sh. Sunil Babbar, Ph. No. 9212089422
4.	Industry Operational status	Operational

B. Consent section

(Attach valid copies, or if expired then attach recent expired copies along with copy of application)

5.	Consent	Yes/No/Applied	Validity (Period)
	Air /Water	Yes	30/09/2024
	Hazardous waste authorization	Yes	30/09/2024
	NOC from CGWA/other authority	Applied on 02/12/2023	Expired on 25/01/2024

C. Production, Process and Infrastructure

Production details			
6.	Number of operational days in last three months	54 days (from 01/06/2024 to 09/08/2024)	
7.	Operation schedule (Operation hours/day)	Day shift	
8.	Type of industry VII. Natural fibres (N), Synthetic fibres (S), Blend (NS) VIII. Pre-treatment (Pt), Dyeing (D), Printing (Pr), Finishing (F), Garment washing (GW) IX. Batch process (B), Continuous process (C)	I	II
		RFD (Bleaching & dyeing)	D
9.	Product manufactured (dyed yarn/dyed fabric/garments/denim)	Cotton dyeing	
10.	GSM of product (for fabric/ denim/ garment etc.)	150	
11.	Consumption of utility, water and raw materials per kg of material processed		
		As per consent	Average (last three months)

	Production in (Kg/ Sq. meter/ nos.)	2.625 MT/d	1.3 MT/d		
	Steam (MT)	Not mentioned	6.3 MT/d		
	Water (KL)	Not mentioned	Information not provided		
	Raw material (dyes & chemicals)	Ixer-25 Kg/Day; Lime Powder-70 Kg/Day; Ferrous-105 Kg/Day; Poly electrolyte-0.525 Kg/Day; Soda Ash-300 Kg/Day; H ₂ O ₂ -75 Kg/Day; Caustic Soda-50 Kg/Day; Salt- 1250 Kg/Day; Acetic Acid-75 Kg/Day; Fabric-3000 Metric Tonnes/Day; Softner-85 Kg/Day; Enzymes-0.500 Kg/Day	Information not provided		
12.	Process details: Raw material → Greige fabric (cotton) → Loading in machine → Bleaching → Washing → Neutralization (using acetic acid) → Softening				
	Pretreatment	No			
	Dyeing	Yes			
	Printing	No			
	Finishing	No			
	Garment washing	No			
13.	Details of wet processing machinery (Nos. & Capacity)	Soft flow machines: 01 no. each of 500 Kg, 450 Kg, 300 Kg, 150 Kg, 100 Kg, and 30 Kg			
14.	MLR of process machinery	MLR - 1:5			
15.	Fresh Water consumption Availability of separate flow meter for domestic/process use: Yes				
	Sources of water	Totalizer reading (m³)	Water consumption (KL) (Total of last three months)	Average water consumption (in KLD)	Logbook maintained (Yes/No)
	Borewell	81583.950	4323 KL (01/06/2024 to 09/08/2024)	80.1 KLD	Yes
	HSI IDC supply	4570.35	6486 KL (01/01/2024 to 31/03/2024)	83.2 KLD	No
	Specific water consumption in KL/MT	125.6 KL/MT			

D. Effluent management and disposal

16.	Flowmeters details	Availability (Yes/No)	Totalizer Reading (m³)
	Flow at PETP inlet	Yes	7613.692
	Flow at PETP outlet	Yes	56153.166
	Recycling points	Not applicable	Not applicable

17.	Effluent generation (KLD)	66 KLD			
18.	Specific effluent generation (KL/MT of product)	50.8 KL/MT			
19.	Effluent disposal (KLD)	63.6 KLD			
20.	Specific effluent Disposal (KL/MT of product)	48.9 KL/MT			
21.	Recycled water consumption (Avg. in KLD)	Not applicable			
22.	Specific recycled water consumption (KL/MT of product)	Not applicable			
Primary Effluent Treatment Plant (PETP)					
23.	PETP status: Operational				
24.	Installed capacity (KLD): No information provided Utilized capacity (KLD): 66 KLD Consented trade effluent generation: 150 KLD				
25.	PETP consists of: Inlet → Flash Mixer → Clariflocculator → Tube Settler → Dual Media Filter → pH Correction Pump → Outlet				
26.	Losses in PETP, %	3.7 % (against typical 2%)			
27.	Name of chemicals consumed at PETP along with quantity (kg/day)	Lime	7-8 Kg		
		Ferrous Sulphate	7.5-8.5 Kg		
		Polyelectrolyte	0.085-0.09 Kg		
28.	Effluent disposal point	HSI IDC sewer line			
29.	Bypass arrangement for discharge of untreated effluent	Specific freshwater consumption (125.6 KL/MT) is higher than the specific effluent generation (50.8 KLD) which indicates that possibility of by-passing untreated effluent can't be ruled out.			
30.	Status of CETP membership	Unit has not provided CETP membership certificate however unit has provided HSI IDC bill dated 25/04/2024 as CETP charges.			
31.	Status of storm water management	<ul style="list-style-type: none"> • No rain harvesting structure inside premises. • Storm water is discharged into HSI IDC storm water line. 			
32.	Effluent characteristics: as per analysis report of consented parameter				
	Parameter	PETP inlet	PETP outlet	Prescribed discharge norms	Compliance status • High reduction in pollution parameters (BOD-95%, COD-94.8% & TDS-63.4%)
	pH	10.1	8.3	6.0-9.0	
	BOD (mg/l)	221	11	500	
	COD (mg/l)	877	46	1400	
TSS (mg/l)	540	12	1500		

	TDS (mg/l)	3096	1132	2100	<p>indicating dilution with freshwater in PETP at different stages.</p> <ul style="list-style-type: none"> Inlet BOD (221 mg/l) is too much lower against typical range of 700 to 1000 mg/l, indicating dilution at PETP inlet. <p>Non-complying (dilution)</p>
	FDS (mg/l)	2284	812	2100	
	Oil & Grease (mg/l)	-	BDL	15	
	Chloride (mg/l)	-	324	-	
	Sulphate (mg/l)	-	244	-	
	NH ₃ -N	-	6	-	
	Phenolic compounds (mg/l)	-	BDL	-	
	Sulphide (mg/l)	-	44	-	
	Chromium (mg/l)	-	BDL	-	
	SAR	-	9	-	
33.	Sludge management & disposal				
	Mechanical system details (centrifuge/decanter etc.)	No			
	Sludge drying beds	Total Nos: 02			
	Average quantity of sludge generated (Kg/day)	11 Kg/d (as per logbook data from 01/06/2024 to 09/08/2024)			
	Estimated sludge generation	36.45 Kg/d			
34.	Separate Energy meter installed for PETP	Yes			
	Average Electric Consumption at PETP (KWh/day)	4.8 KWh/d			

E. Hazardous waste section

35.	Hazardous waste management	
	Authorization status	Valid till 30/09/2024
	Copy of agreement with recyclers/TSDF	Not provided
	Hazardous waste generated (kg/d)	Unit provided copy of Form 10 dated 27/10/2021, 16/08/2022, 13/01/2023 & 19/01/2024 for disposal of 3.2 MT, 2 MT, 1.5 MT & 1.314 MT of PETP sludge, respectively.

F. Fuel/power consumption

36.	Boiler capacity	1.5 TPH
37.	Stack height	30 m
38.	APCD installed	Cyclone and wet scrubber
39.	Type of fuel used	Biomass briquettes
40.	Fuel consumption (mention units)	1500-1700 Kg/d

41.	Estimated ash generation (@ 12 % of biomass briquette)	180-204 Kg/d
42.	Ash management	Landfilling

G. Major observations


3. Unit has not installed flow meter at HSIIDC freshwater supply line.
4. Specific freshwater consumption (125.6 KL/MT) was higher than the specific effluent generation (50.8 KL/MT) which indicates by-pass of untreated effluent by the unit.
5. High reduction in pollution parameters indicating dilution with freshwater in PETP at different stages.
6. Inlet BOD (221 mg/l) is too much lower against typical range of 700 to 1000 mg/l, indicating dilution at PETP inlet.

H. Recommendations

1. Unit shall install flow meter at HSIIDC freshwater supply line and maintain record for fresh water consumption on daily basis.
2. Unit shall dismantle the provision for dilution of freshwater at PETP inlet and outlet.
3. Unit shall make provision to directly discharge the treated effluent in to HSIIDC line, to rule out possibility of dilution.

I. Overall compliance status: Non-complying (dilution)

Photographs





Flow meter installed at PETP Outlet



Production area



PETP



PSF & ACF



Sludge drying beds



Boiler

INDUSTRY INSPECTION FORMAT (Textile)**A. General section****Date of inspection: 12/08/2024**

1.	Name of the unit with complete postal address:	M/s M. K. Dyeing, Plot no. 98-99, HSIIDC Industrial Estate, Barhi
2.	Spatial Co-ordinates (Latitude & longitude) in Decimal format only	29.102668, 77.046807
3.	Name of Contact person with designation Phone & Email:	Sh. Shalabh Jain, Owner Ph. No. 9215991603
4.	Industry Operational status	Operational

B. Consent section

(Attach valid copies, or if expired then attach recent expired copies along with copy of application)

5.	Consent	Yes/No/Applied	Validity (Period)
	Air /Water	Yes	30/09/2024
	Hazardous waste authorization	Yes	30/09/2024
	NOC from CGWA/other authority	Applied	Expired on 09/06/2024

C. Production, Process and Infrastructure

Production details				
6.	Number of operational days in last three months	47 days (from 03/06/2024 to 09/08/2024)		
7.	Operation schedule (Operation hours/day)	Day shift		
8.	Type of industry I. Natural fibres (N), Synthetic fibres (S), Blend (NS) II. Pre-treatment (Pt), Dyeing (D), Printing (Pr), Finishing (F), Garment washing (GW) III. Batch process (B), Continuous process (C)	I	II	III
		N	D	B
9.	Product manufactured (dyed yarn/dyed fabric/garments/denim)	Cotton dyeing		
10.	GSM of product (for fabric/ denim/ garment etc.)	160-200		
11.	Consumption of utility, water and raw materials per kg of material processed			
		As per consent	Average (last three months)	
	Production in (Kg/ Sq. meter/ nos.)	Not mentioned	1.1 MT/d	

	Steam (MT)	Not mentioned	6.3 MT/d		
	Water (KL)	Not mentioned	Not provided		
	Raw material (dyes & chemicals)	Not mentioned	Chemicals: Soda-50 Kgs/month Caustic-20 Kgs/month Hydrogen peroxide-100 Kgs/month Acetic acid-250 Kgs/month Wetting agent-50 Kgs/month Reactive/Disperse dyes-220 Kgs/month Softener-100 Kgs/month Salt-2000 Kgs/month Auxillaries-100 Kgs/month		
12.	Process details : Greige fabric → Lot making → Bleaching/Scouring → Dyeing → Drying → Finishing → Checking → Dispatch				
	Pretreatment	Yes			
	Dyeing	Yes			
13.	Details of wet processing machinery (Nos. & Capacity)	HTHP Softflow-09 Nos. (1800 Kgs/day) <ul style="list-style-type: none"> • 600 Kg X 01 • 500 Kg X 01 • 200 Kg X 02 • 150 Kg X 02 • 100 Kg X 01 • 80 Kg X 01 • 50 Kg X 01 Tumbler-06 Nos. (50 Kgs/loading) Hydro-01 No. (50 Kgs/loading)			
14.	MLR of process machinery	MLR=1:5 Washing steps-06			
15.	Fresh Water consumption Availability of separate flow meter for domestic/process use: Yes				
	Sources of water	Totalizer reading (m³)	Water consumption (KL) (Total of last three months)	Average water consumption (in KLD)	Logbook maintained (Yes/No)
	Borewell	15781.004 m ³	2708.285 KL (as per logbook data from 03/06/2024 to 09/08/2024)	58.9 KLD	Yes
	HSI IDC supply	361.6 KL	Could not be calculated (no logbook/record provided)	Could not be calculated (no logbook/record provided)	No

	Specific water consumption in KL/MT	54.28 KL/MT Remark: Unit use freshwater from borewell & HSIIDC freshwater line however, no record of freshwater supply from HSIIDC freshwater line was provided by the unit. Therefore, specific water consumption based on data provided for abstraction of freshwater from borewell was calculated.
--	--	---

D. Effluent management and disposal

16.	Flowmeters details	Availability (Yes/No)	Totalizer Reading (m³/hr.)
	Flow at PETP inlet	Yes	3105.770 m ³
	Flow at PETP outlet	Yes	64066.558 m ³
	Recycling points	Not applicable	Not applicable
17.	Effluent generation (KLD)	34.6 KLD (as per logbook data from 03/06/2024 to 09/08/2024)	
18.	Specific effluent generation (KL/MT of product)	31.9 KL/MT	
19.	Effluent disposal (KLD)	33.2 KLD (as per logbook data from 03/06/2024 to 09/08/2024)	
20.	Specific effluent Disposal (KL/MT of product)	30.6 KL/MT	
21.	Recycled water consumption (Avg. in KLD)	Not applicable	
22.	Specific recycled water consumption (KL/MT of product)	Not applicable	
Primary Effluent treatment plant (PETP)			
23.	PETP status: Operational		
24.	Installed capacity (KLD): 300 KLD Utilized capacity (KLD): 80 KLD		
25.	PETP consists of: Screens → Equalization Tank → Flash Mixer → Clariflocculator → Tube-settler → Dual Media Filter → Carbon Filter → pH Correction Tank → Discharge		
26.	Losses in PETP, %	4% (against typical 2%)	
27.	Name of chemicals consumed at PETP along with quantity (kg/day)	Lime	8-9.5 Kgs/day
		Ferrous Sulphate	8-9.5 Kgs/day
		Polyelectrolyte	0.08-0.09 Kgs/day
28.	Effluent disposal point	HSIIDC sewer line	
29.	Bypass arrangement for discharge of untreated effluent	Specific freshwater consumption (54.28 KL/MT) is higher than the specific effluent generation (31.9 KL/MT) and TDS reduced from 4736 mg/l at PETP	

		Inlet to 1440 mg/l at PETP Outlet which indicates that possibility of dilution can't be ruled out.			
30.	Status of CETP membership	Unit has not provided the CETP membership certificate however the Unit provided payment receipt dated 02/07/2024 of Rs. 59245/- paid to HSIIDC as CETP charges.			
31.	Status of storm water management	No rain harvesting structure inside unit, storm water is discharged into HSIIDC storm water line			
32.	Effluent characteristics: as per analysis report of consented parameter				
	Parameter	PETP inlet	PETP outlet	Prescribed discharge norms	Compliance status
	pH	11.8	9.6	6.0-9.0	<ul style="list-style-type: none"> High reduction in pollution parameters indicating dilution with freshwater in PETP at different stages. Inlet BOD is too much lower against typical range of 700 to 1000 mg/l, indicating dilution at PETP inlet. <p>Non-complying (discharge norms and dilution)</p>
	BOD (mg/l)	183	106	500	
	COD (mg/l)	437	263	1400	
	TSS (mg/l)	109	130	1500	
	TDS (mg/l)	4736	1440	2100	
	FDS (mg/l)	3552	1072	2100	
	Oil & Grease (mg/l)	-	BDL	15	
	SAR	-	9	-	
33.	Sludge management & disposal				
	Mechanical system details (centrifuge/decanter etc.)	No			
	Sludge drying beds	Total Nos: 03			
	Average quantity of sludge generated (Kg/day)	9.4 Kgs/day			
34.	Separate Energy meter installed for PETP	Yes			
	Average Electric Consumption at PETP (KWh/day)	49.8 KWh (as per logbook data from 03/06/2024 to 09/08/2024)			

E. Hazardous waste section

35.	Hazardous waste management	
	Authorization status	Available and valid up to 30/09/2025
	Copy of agreement with recyclers/TSDF	Unit has made agreement with Gujarat Environment Protection & Infrastructure Ltd. (GEPIL) for disposal of hazardous waste.
	Hazardous waste generated (kg/d)	Unit provided copy of Form 10 dated 10/04/2024 for disposal of 1.410 MT of sludge generated from ETP.

F. Fuel/power consumption

36.	Boiler capacity	1.5 TPD
37.	APCD installed	Multi-cyclone
38.	Type of fuel used	Biomass briquettes
39.	Fuel consumption (mention units)	2157.6 Kgs/day (as per logbook data from 03/06/2024 to 09/08/2024)
40.	Estimated ash generation (@ 12 % of biomass briquette)	258.9 Kgs/day
41.	Ash management	Land filling
42.	Remark on ash disposal	Record of ash generation was not maintained by the unit.

G. Major observations

1. Unit does not have valid No Objection Certificate from State Ground Water Authority (HWRA) for groundwater abstraction.
2. Treated effluent was found non-complying w.r.t. prescribed discharge norms for pH-9.6 (against norm of 6-9).
3. Effluent generation is 59% of fresh water consumption which indicates that either fresh water consumption/effluent generation/effluent discharge logbook is not properly/correctly maintained or unit is bypassing untreated effluent.
4. High reduction in pollution parameters indicating dilution with freshwater in PETP at different stages.
5. Inlet BOD is too much lower against typical range of 700 to 1000 mg/l, indicating dilution at PETP inlet.
6. Record of ash generation was not maintained.

H. Recommendations

1. Unit shall obtain No Objection Certificate from State Ground Water Authority (HWRA) for groundwater abstraction.
2. Unit shall dismantle the provision for dilution with freshwater at different stages in PETP.
3. Unit shall make provision to directly discharge the treated effluent in to HSIIDC line, to rule out possibility of dilution.
4. Unit shall maintain the record of ash generation.

I. Overall compliance status: Non-complying (discharge norms and dilution)

Photographs



Entrance gate of the unit



Production area



Flow meter installed at Borewell



Flow meter installed at HSIIDC supply



Flow meter installed at PETP inlet



PETP Inlet



Chemical dosing at PETP



Clariflocullator



PSF & ACF



Flow meter installed at PETP Outlet



Sludge drying bed



Boiler

Annexure – 53: M/s Rakesh Textile

INDUSTRY INSPECTION FORMAT (Textile)**A. General section****Date of inspection: 07.08.2024**

1.	Name of the unit with complete postal address:	M/s Rakesh Textile, Plot No. 240, HSIIDC, Barhi, Dist. Sonipat, Haryana
2.	Spatial Co-ordinates (Latitude & longitude) in Decimal format only	Latitude: 29.101394 Longitude: 77.044387
3.	Name of Contact person with designation Phone & Email:	Mr. Awadhesh, Plant Supervisor Mr. Nitin Jain, Owner, 7217692592
4.	Industry Operational status	Operational

B. Consent section

(Attach valid copies, or if expired then attach recent expired copies along with copy of application)

5.	Consent	Yes/No/Applied	Validity (Period)
	Air /Water	Yes	30.09.2026
	Hazardous waste authorization	Yes	30.09.2026
	NOC from CGWA/other authority	01 Borewell in operational condition found within premises, NOC for groundwater abstraction is not provided	

C. Production, Process and Infrastructure

Production details		
6.	Number of operational days in last three months	May – 24: 27 days June – 24: 25 days July – 24: 26 days Upto 06 th August – 24: 05 days
7.	Operation schedule (Operation hours/day)	Avg. 08 hours/day
8.	Type of industry: Natural fibres (N), Synthetic fibres (S), Blend (NS) Pre-treatment (Pt), Dyeing (D), Printing (Pr), Finishing (F), Garment washing (GW) Batch process (B), Continuous process (C)	Grey fabric (cotton hosiery) Desizing, bleaching, Washing, Dyeing Batch process
9.	Product manufactured (dyed yarn/dyed fabric/garments/denim)	Dyed fabric
10.	GSM of product (for fabric/ denim/ garment etc.)	Information could not be provided by the unit representative
11.	Consumption of utility, water and raw materials per kg of material processed	

		As per consent	Average of last three months																																						
	Production in (Kg/ Sq. meter/ nos.)	0.3 MT/day	0.243 MT/day																																						
	Steam (MT)	Not mentioned in consent	Estimated @ 03 ltr./kg = 03*243 = 0.73 MT/Day																																						
	Water (KL)	49 KLD	17.98 KLD																																						
	Raw material (dyes & chemicals)	HCL – 20 ltr./day, Colour – 200 kg/day, Grey Fabric – 300 kg/day Caustic soda – 02 kg/day, Acetic acid – 02 kg/day, Soap – 01 kg/day, Bleaching powder – 02 kg/day	HCL – 5.82 ltr./day, Grey Fabric – 232.7 kg/day Caustic soda – 3.09 kg/day, Soap – 0.4 kg/day, Bleaching powder – 11.63 kg/day																																						
12.	Process details																																								
	Pretreatment	Desizing, Scouring, Bleaching, Washing																																							
	Dyeing	Yes																																							
	Printing	No printing																																							
	Finishing	Calendering machine/ Mechanical Press (for removing moisture content using steam)																																							
	Garment washing	No Garment washing, only fabric washing																																							
13.	Details of wet processing machinery (Nos. & Capacity)	<p>05 nos. of winch machines As informed by plant supervisor/machine operator during visit, the machinery details are mentioned below:</p> <table border="1"> <thead> <tr> <th>Machine no.</th> <th>Type</th> <th>Fabric loading Capacity</th> <th>Water loading Capacity</th> </tr> </thead> <tbody> <tr> <td>1</td> <td>Winch machine</td> <td>125 kg</td> <td>500 Ltr.</td> </tr> <tr> <td>2</td> <td>Winch machine</td> <td>125 kg</td> <td>500 Ltr.</td> </tr> <tr> <td>3</td> <td>Winch machine</td> <td>150 kg</td> <td>600 Ltr.</td> </tr> <tr> <td>4</td> <td>Winch machine</td> <td>150 kg</td> <td>600 Ltr.</td> </tr> <tr> <td>5</td> <td>Winch machine</td> <td>180 kg</td> <td>720 Ltr.</td> </tr> </tbody> </table> <p>As per details submitted by unit:</p> <table border="1"> <thead> <tr> <th>Machine no.</th> <th>Fabric loading Capacity</th> </tr> </thead> <tbody> <tr> <td>Winch – 1</td> <td>200 kg</td> </tr> <tr> <td>Winch – 2</td> <td>200 kg</td> </tr> <tr> <td>Winch – 3</td> <td>300 kg</td> </tr> <tr> <td>Winch – 4</td> <td>300 kg</td> </tr> <tr> <td>Winch – 5</td> <td>250 kg</td> </tr> <tr> <td>Hydro extractor</td> <td>50 kg</td> </tr> </tbody> </table>		Machine no.	Type	Fabric loading Capacity	Water loading Capacity	1	Winch machine	125 kg	500 Ltr.	2	Winch machine	125 kg	500 Ltr.	3	Winch machine	150 kg	600 Ltr.	4	Winch machine	150 kg	600 Ltr.	5	Winch machine	180 kg	720 Ltr.	Machine no.	Fabric loading Capacity	Winch – 1	200 kg	Winch – 2	200 kg	Winch – 3	300 kg	Winch – 4	300 kg	Winch – 5	250 kg	Hydro extractor	50 kg
Machine no.	Type	Fabric loading Capacity	Water loading Capacity																																						
1	Winch machine	125 kg	500 Ltr.																																						
2	Winch machine	125 kg	500 Ltr.																																						
3	Winch machine	150 kg	600 Ltr.																																						
4	Winch machine	150 kg	600 Ltr.																																						
5	Winch machine	180 kg	720 Ltr.																																						
Machine no.	Fabric loading Capacity																																								
Winch – 1	200 kg																																								
Winch – 2	200 kg																																								
Winch – 3	300 kg																																								
Winch – 4	300 kg																																								
Winch – 5	250 kg																																								
Hydro extractor	50 kg																																								

		Calender machine	70 kg/hr											
14.	MLR of process machinery	1:4												
15.	Fresh Water consumption Availability of separate flow meter for domestic/process use: Domestic use from HSIIDC supply, and industrial use from Borewell													
	Sources of water	Totalizer reading (m³)	Water consumption (KL) (Total of last three months)	Average water consumption (in KLD)										
	Borewell	Reading could not be noted due to power failure	Actual logbook not maintained Typical water requirements as below: <table border="1" data-bbox="813 728 1433 1070"> <thead> <tr> <th>Process</th> <th>Sp. Freshwater consumption (ltr./kg)</th> </tr> </thead> <tbody> <tr> <td>Desizing, Scouring, Bleaching</td> <td>35</td> </tr> <tr> <td>Dyeing (Regular fastness)</td> <td>36</td> </tr> <tr> <td>Finishing (Mechanical)</td> <td>03</td> </tr> <tr> <td>Total</td> <td>74 ltr./kg</td> </tr> </tbody> </table>		Process	Sp. Freshwater consumption (ltr./kg)	Desizing, Scouring, Bleaching	35	Dyeing (Regular fastness)	36	Finishing (Mechanical)	03	Total	74 ltr./kg
Process	Sp. Freshwater consumption (ltr./kg)													
Desizing, Scouring, Bleaching	35													
Dyeing (Regular fastness)	36													
Finishing (Mechanical)	03													
Total	74 ltr./kg													
	Municipal sources (HSIIDC supply)	Reading not visible	Logbook / Water supply bills not provided	No										
	Specific water consumption		74 KL/MT (estimated)											

D. Effluent management and disposal

16.	Flowmeters details	Availability (Yes/No)	Instant & Totalizer Reading
	Flow at inlet	Yes	6.16 m ³ /hr; 000176.589 m ³
	Flow at outlet	Yes	4.54 m ³ /hr; 000258.821 m ³
	Recycling points	No recycling	
17.	Effluent generation (KLD)	Readings mentioned in the logbook doesn't match with the meter readings noted during visit. Hence estimated considering 15 % loss in process as below: = 17.98 KLD – (15 % of 17.98 KLD) = 15.28 KLD	

18.	Specific effluent generation (KL/MT of product)	62.9 KL/MT		
19.	Effluent disposal (KLD)	Estimated considering 03 % loss in treatment =15.28 KLD – (03 % of 15.28 KLD) = 1.85 KLD		
20.	Specific effluent Disposal (KL/MT of product)	61 KL/MT		
21.	Recycled water consumption (Avg. in KLD)	No effluent recycling		
22.	Specific recycled water consumption (KL/MT of product)			
Primary Effluent Treatment Plant (PETP)				
23.	PETP status: Operational			
24.	Installed capacity (KLD): 50 KLD			
25.	PETP consists of: (flow diagram) Raw effluent collection tank → Chemical mixing tank → Reaction tank → Tube settler → Filtration units → Outlet <i>Remark: The existing PETP can reduce BOD upto 50%, COD upto 60% & TDS upto 25% only</i>			
26.	Losses in PETP, %	Cannot be estimated		
27.	Name of chemicals consumed at PETP along with quantity (kg/day)	Lime	3.4 kg/day	
		Alum	3.62 kg/day	
		Polyelectrolyte	45.67 gm/day	
28.	Effluent disposal point	HSI IDC sewer line		
29.	Bypass arrangement for discharge of untreated effluent	Not found		
30.	Status of CETP membership	Yes		
31.	Status of storm water management	Rain harvesting pit/HSI IDC storm water channel		
32.	Effluent characteristics:			
	Samples analyzed at laboratory of HSPCB, Regional Office Faridabad			
	PETP outlet sample collected from final outlet line after filtration unit			
	Parameter	PETP inlet	PETP outlet	Prescribed discharge norms
	pH	2.93	6.73	6.0-9.0
	BOD (mg/l)	135	45	500
COD (mg/l)	680	232	1400	
TSS (mg/l)	255	20	1500	
TDS (mg/l)	1930	2890	2100	
<ul style="list-style-type: none"> • High TDS at PETP outlet • High reduction in pollution parameters indicating dilution with freshwater in PETP at different stages 				

	Oil & Grease (mg/l)	17.2	6.4	15	<ul style="list-style-type: none"> Inlet BOD is too much lower against typical range of 700 to 1000 mg/l, indicating dilution at PETP inlet Non-Complying (Discharge norms & dilution)
	NH ₃ -N (mg/l)	15.68	3.12	-	
	Total Cr (mg/l)	3.19	0.34	-	
	Sulphides (mg/l)	4.8	0.4	-	
	SAR	95.76	42.87	-	
	Phenolic compound	1.56	0.202	-	
33.	Sludge management & disposal				
	Mechanical system details (centrifuge/decanter etc.)			No mechanical system	
	Sludge drying beds			Total Nos: 03	
	Average quantity of sludge generated (Kg/day)			1.48 kg/day	
	Estimated sludge generation			$= (\text{Inlet TSS load} - \text{Outlet TSS load}) + 10\%$ $\text{of PETP chemical consumption}$ $= 3.90 + 0.74$ $= 4.64 \text{ kg/day}$	
	Remark			Gap in estimated and actual sludge generation indicates poor record keeping	
34.	Separate Energy meter installed for PETP			Yes	
	Average Electric Consumption at PETP (KWh/day)			2.05 kWh/day	

E. Hazardous waste section

35.	Hazardous waste management	
	Authorization status	Valid upto 30.09.2026
	Copy of agreement with recyclers/TSDF	<p>Agreement with TSDF i.e. M/s Gujarat Enviro Protection And Infrastructure (Haryana) Pvt. Ltd, on date 13.04.2022 having validity upto 05 years for disposal of hazardous waste (PETP sludge) @ 01 MT/annum</p> <p>Agreement with TSDF i.e. M/s Divya Petro Product on dated 22.03.2022 having validity upto 03 years for disposal of spent oil/used oil.</p>
	Hazardous waste generated (kg/d)	<p>PETP sludge generation @ 1.48 kg/day (as per data provided for duration 13.06.2024 – 06.08.2024)</p> <p>As per agreement: 01 MT per annum</p> <p>Form 10 dated 14.05.2024: 1.1 MT PETP Sludge</p>

F. Fuel/power consumption

36.	Boiler capacity	Electric boiler – 500 kg/hr
-----	-----------------	-----------------------------

37.	Stack height	Not applicable
38.	APCD installed	
39.	Type of fuel used	
40.	Fuel consumption (mention units)	
41.	Estimated ash generation (@ 12 % of biomass briquette)	
42.	Ash management	
43.	Remark on ash disposal	

G. Overall Compliance status: Non-Complying (Discharge norms & dilution)

Photographs taken during visit



Photo 1: Display board at entrance

Photo 2: Borewell with flow meter



Photo 3: Raw material & final product

Photo 4: Electric boiler



Photo 5: PETP system top view



Photo 6: PETP chemical dosing & Tube settler



Photo 7: PETP Tertiary filtration units & outlet



Photo 8: PETP inlet & outlet flow meter



Photo 9: PETP inlet collection tank



Photo 10: Sludge drying beds



Annexure – 54: M/s BCL Fabrics Pvt. Ltd.

INDUSTRY INSPECTION FORMAT (Textile)**A. General section****Date of inspection: 08.08.2024**

1.	Name of the unit with complete postal address:	M/s BCL Fabrics Pvt. Ltd., Plot No. 667, Phase-II, HSIIDC, Barhi, Sonipat
2.	Spatial Co-ordinates (Latitude & longitude) in Decimal format only	-
3.	Name of Contact person with designation Phone & Email:	Sh. Vijay Kumar Bindal, Director Mobile: 9999661520 bclfab@rediffmail.com
4.	Industry Operational status	Operational

B. Consent section

(Attach valid copies, or if expired then attach recent expired copies along with copy of application)

5.	Consent	Yes/No/Applied	Validity (Period)
	Air /Water	Yes	30.09.2027
	Hazardous waste authorization	Yes	30.09.2027
	NOC from CGWA/other authority	Applied	valid upto 02.11.2022

C. Production, Process and Infrastructure

Production details			
6.	Number of operational days in last three months	59 days (As per logbooks provided from June, 2024- 8 th August, 2024)	
7.	Operation schedule (Operation hours/day)	General shift	
8.	Type of industry I. Natural fibres (N), Synthetic fibres (S), Blend (NS) II. Pre-treatment (Pt), Dyeing (D), Printing (Pr), Finishing (F), Garment washing (GW) III. Batch process (B), Continuous process (C)	I	II
		Cotton & Polyester fabrics	Finishing
9.	Product manufactured (dyed yarn/dyed fabric/garments/denim)	Pasting of fabrics	
10.	Consumption of utility, water and raw materials per kg of material processed		
		As per consent	Average (last three months)
	Production in (Kg/ Sq. meter/ nos.)	500000 cases/day	4229.45 m or 1057.36 kg (1 m= 0.25 kg considered)
	Steam (MT)	-	6.3 MT
	Water (KL)	120 KLD	6.64 KLD

	Raw material (dyes & chemicals)	1. Cloth – 6 lakh sq. m 2. Caustic- 76 kg/day 3. Soda -30 kg/day 4. Ash- 30 kg/day 5. Wetting agent- 4 kg/day 6. Bleaching powder- 120 kg/day 7. H ₂ O ₂ - 40 kg/day	4.4 kg /day (For July - 66/15 days) 1.86 kg/day		
11.	Process details				
	Pretreatment	-			
	Dyeing	-			
	Printing	-			
	Finishing	Finishing of fabrics from raw fabrics			
	Garment washing	-			
12.	Details of wet processing machinery (Nos. & Capacity)				
	S.N.	Machine	Number	Capacity	
	1.	Washing Jigger	04	182000 m./month	
	2.	Drying range	01	390000 m./month	
	3.	Stainter machine	01	390000 m./month	
	4.	Calendaring machine	01	390000 m./month	
	5.	Folding machine	01	390000 m./month	
13.	Fresh Water consumption Availability of separate flow meter for domestic/process use: No				
	Sources of water	Totalizer reading (m³)	Water consumption (KL) (Total of last three months)	Average water consumption (in KLD)	Logbook maintained (Yes/No)
	Borewell 1	Flowmeter non-operational	255.289	4.32 KLD	Yes
	Municipal sources	-	136.83	2.31	Yes
	Specific water consumption		6.28 KL/MT		

D. Effluent management and disposal

14.	Flowmeters details	Availability (Yes/No)	Totalizer Reading (m³/hr.)
	Flow at inlet	Yes	Flowmeter non-operational
	Flow at outlet	Yes	3403.434 m ³

	Recycling points	NA	NA	
15.	Effluent generation (KLD)	2.711		
16.	Specific effluent generation (KL/MT of product)	2.56 KL/MT		
17.	Effluent disposal (KLD)	3.00		
18.	Specific effluent Disposal (KL/MT of product)	2.83		
19.	Recycled water consumption (Avg. in KLD)	NA		
20.	Specific recycled water consumption (KL/MT of product)	NA		
Primary Effluent Treatment Plant (PETP)				
21.	PETP status: Operational			
22.	Installed capacity (KLD): 100 KLD Utilized capacity (KLD): 2.711 KLD			
23.	PETP consists of: (flow diagram): Collection tank → Flash mixing tank → Flocculation tank → Tube settler → Buffer tank → DMF → Final Outlet <i>Remark: The existing PETP can reduce BOD upto 50%, COD upto 60% & TDS upto 25% only.</i>			
24.	Losses in PETP, %	-		
25.	Name of chemicals consumed at PETP along with quantity (kg/day)	Lime	1.68	
		Alum	2.43	
		Polyelectrolyte	0.05	
26.	Effluent disposal point	HSI IDC sewer line		
27.	Bypass arrangement for discharge of untreated effluent	No		
28.	Status of CETP membership	Yes		
29.	Status of storm water management	HSI IDC storm water line		
30.	Effluent characteristics: as per analysis report of consented parameter			
	Parameter	PETP inlet	PETP outlet	Prescribed discharge norms
	pH	8.25	7.58	6.0-9.0
	BOD (mg/l)	120	09	500
	COD (mg/l)	480	64	1400
	TSS (mg/l)	265	22	1500
	TDS (mg/l)	1250	750	2100
	Oil & Grease (mg/l)	16.2	BDL	15
	NH3-N (mg/l)	13.72	6.64	-
Total Cr (mg/l)	1.57	ND	-	
				<ul style="list-style-type: none"> High reduction in pollution parameters indicating dilution with freshwater in PETP at different stages Inlet BOD is too much lower against typical

	Sulphide (mg/l)	5.2	0.4	-	range of 500-800 mg/l, indicating dilution at PETP inlet Non-Complying (Dilution)
	SAR	43.46	24.56	-	
	Phenolic compound	1.26	ND	-	
31.	Sludge management & disposal				
	Mechanical system details (centrifuge/decanter etc.)		Sludge Filter press (01 no.)		
	Sludge drying beds		Total Nos: 01		
	Average quantity of sludge generated (Kg/day)		4.91 kg/day		
	Estimated sludge generation		a. kg/day		
32.	Average Electric Consumption at ETP (KWh/day)		6.85 (As per logbook provided)		

E. Hazardous waste section

33.	Hazardous waste management	
	Authorization status	Valid upto 30.09.2027
	Copy of agreement with recyclers/TSDF	Yes
	Hazardous waste generated (kg/d)	4.91
Form-4 and 10 to be collected		

F. Fuel/power consumption

34.	Boiler capacity	1.5 tonne
35.	Stack height	-
36.	APCD installed	Cyclone collector & wet scrubber
37.	Type of fuel used	Briquette
38.	Fuel consumption (mention units)	343.56 kg/day
39.	Estimated ash generation (@ 12 % of biomass briquette)	41.22 kg/day
40.	Ash management	Given to contractors
41.	Remark on ash disposal	Contractor details not provided
42.	Specific Observations:	
	10. The unit was found operational at the time of inspection.	
	11. The unit has valid water and air consent for washing and dying of fabrics. However, at the time of inspection only finishing work was being carried out at the unit.	
	12. The unit fulfills its water requirements through 01 borewell and HSIIDC water connection. The unit has applied for CGWA NOC for the borewell which expired in 2022.	
	13. The capacity of ETP installed at the unit is 100 KLD as informed. However, as per	

	<p>the logbooks provided by the unit, the effluent generated is only approx. 03 KLD.</p> <p>14. The unit has flowmeters installed at inlet and outlet of its ETP. The flowmeter installed at the inlet of ETP was found non-operational at the time of inspection. However, as per the logbooks provided, the waste water generated was 2.711 KLD whereas that at the outlet of the ETP was 3 KLD which indicates addition of extra fresh water in the system.</p> <p>15. The analysis results show more than 90% reduction in BOD & TSS and 40 % reduction in TDS which indicate a possibility of dilution.</p> <p>16. It was observed that BOD at inlet of the ETP is too low against typical range of 500-800 mg/l, indicating dilution at PETP inlet</p>
43.	Overall Compliance Status : Non-Complying (Dilution)

Photographs

<p>Fig.1: Entrance gate</p> 	<p>Fig.2: Manufacturing process area</p> 
<p>Fig.3: Chemical storage</p> 	<p>Fig.4: Manufacturing area</p> 
<p>Fig.5: PETP</p> 	<p>Fig.6: Borewell flow meter</p> 

Annexure – 55: M/s Pooja Textile Industry

INDUSTRY INSPECTION FORMAT (Textile)**A. General section**

Date of inspection: 13.08.24

1.	Name of the unit with complete postal address:	M/s: Pooja Textile Industry Plot no. 654, HSIIDC Phase II, Barhi, Sonapat, Haryana
2.	Spatial Co-ordinates (Latitude & longitude) in Decimal format only	29.107781, 77.040182
3.	Name of Contact person with designation Phone & Email:	Mr. Apin Bansal (9899863637)
4.	Industry Operational status	Operational

B. Consent section

(Attach valid copies, or if expired then attach recent expired copies along with copy of application)

5.	Consent	Yes/No/Applied	Validity (Period)
	Air /Water	Yes	30.09.2028
	Hazardous waste authorization	Yes	30.09.2028
	NOC from Haryana Water Resources Authority	Applied (on 13.01.024)	Expired on 11.11.23 for abstraction of 150 m ³ /day ground water

C. Production, Process and Infrastructure

Production details			
6.	Number of operational days in last three months	78 days	
7.	Operation schedule (Operation hours/day)	8 Hrs. per day	
8.	Type of industry I. Natural fibres (N), Synthetic fibres (S), Blend (NS) II. Pre-treatment (Pt), Dyeing (D), Printing (Pr), Finishing (F), Garment washing (GW) III. Batch process (B), Continuous process (C)	I	II
		N, S	Pt, D, F
		III	B
9.	Product manufactured (dyed yarn/dyed fabric/garments/denim)	Dyeing of cotton & polyester fabric	
10.	GSM of product (for fabric/ denim/ garment etc.)	Avg. 170 gm (130-210 gm)	
11.	Consumption of utility, water and raw materials per kg of material processed		
		As per consent	Average

				(last three months)
	Production in (Kg/MT/ Sq. meter/ nos.)	30000 sqm/d	24000 sqm/d (4.0 MT/d)	
	Steam (MT)	NA	10 MT/d (Estimated based on day hours operation)	
	Water (KL)	150 as per CTO	76.5	
	Raw material (dyes & chemicals)	560 kg/day	86 kg/day as per data	
12.	Process details			
	Pretreatment	Scouring, Bleaching		
	Dyeing	Disperse & reactive dyeing		
	Finishing	Stanter		
	Garment washing	NA		
13.	Details of wet processing machinery (Nos. & Capacity)	2 nos. Soft flow -300 kg each, 16 no. Jiger– 200 kg, 4 no. Winch – 200 kg		
14.	MLR of process machinery	1:4		
15.	Fresh Water consumption Availability of separate flow meter for domestic/process use:			
	Sources of water	Totalizer reading (m³)	Water consumption (KL) (Total of last three months)	Average water consumption (in KLD)
	Borewell 1	161405.23	4590	76.5
	Municipal sources	NA	NA	NA
	Specific water consumption in KL/MT	19.12 (as per fresh water consumption data from 1 st June to 12 th August 2024)		
	Estimated water consumption	180 KL/day @ 40 KL/T of product Production @ 50% Cotton 50 % polyester fabric, Water consumption: Cotton @ 70 KL/MT, Polyester @ 20 KL/MT)		
				Logbook maintained (Yes/No)
				Yes
				No

D. Effluent management and disposal

16.	Flowmeters details	Availability (Yes/No)	Totalizer Reading (m³/hr.)
	Flow at inlet	No	NA
	Flow at outlet	Yes	161520.5
	Recycling points	No	NA
17.	Effluent generation (KLD)	Data not available due to lack of flow meter at ETP inlet	
18.	Specific effluent generation (KL/MT of product)	NA	
19.	Effluent disposal (KLD)	66.08 KLD (1 st June to 12 th August 2024)	
20.	Specific effluent Disposal (KL/MT of product)	16.5	

21.	Recycled water consumption (Avg. in KLD)	No recycling			
22.	Specific recycled water consumption (KL/MT of product)	NA			
Primary Effluent Treatment Plant (PETP)					
23.	PETP status: Operational				
24.	Installed capacity: 100 KLD Utilized capacity: 75 KLD				
25.	PETP consists of: (flow diagram) Collection tank – Flash mixture – Tube settler – Filtration system – HSIIDC sewer				
26.	Losses in PETP, %	Can't be calculated as no data available for effluent generation			
27.	Name of chemicals consumed at ETP along with quantity (kg/day)	Lime	4 kg/day		
		Alum	3 kg/day		
		Polyelectrolyte	100 gm/day		
28.	Effluent disposal point	HSIIDC sewer line/other			
29.	Bypass arrangement for discharge of untreated effluent	Not observed			
30.	Status of CETP membership	Yes			
31.	Status of storm water management	Rain harvesting pit/HSIIDC storm water line			
32.	Effluent characteristics: as per analysis report of consented parameter				
	Parameter	PETP inlet	PETP outlet	Prescribed discharge norms	<ul style="list-style-type: none"> With existing treatment scheme such a high reduction in pollution parameters indicates dilution with freshwater in PETP at different stages Inlet BOD is too much lower against typical range of 500-800 mg/l, indicating dilution at PETP inlet <p>Non – complying (Dilution)</p>
	pH	8.01	8.36	6.0-9.0	
	BOD (mg/l)	190	65	500	
	COD (mg/l)	960	372	1400	
	TSS (mg/l)	645	39	1500	
	TDS (mg/l)	2240	1920	2100	
	Oil & Grease (mg/l)	18.2	BDL	15	
	NH3-N (mg/l)	19.04	3.92	-	
	Total Cr (mg/l)	3.49	0.07	-	
	Sulphides (mg/l)	8.4	0.8	-	
	SAR	126.23	16.4	-	

	Phenolic compound	1.78	0.116	-	
33.	Sludge management & disposal				
	Mechanical system details (centrifuge/decanter etc.)		Not provided		
	Sludge drying beds		Total Nos: 4 nos.		
	Average quantity of sludge generated (Kg/day)		4.5 kg/day as per logbook data ~34 kg/day (2.995 MT) in last 94 operational days from 21 April to 2 nd Aug. 24 as per Form 10 dated 03.08.24		
	Estimated sludge generation		45 kg/day +0.5 kg (chemicals consumed) = 45.5 kg/day		
34.	Separate Energy meter installed for ETP			Yes	
	Average Electric Consumption at ETP (KWh/day)			32	

E. Hazardous waste section

35.	Hazardous waste management	
	Authorization status	Yes available
	Copy of agreement with recyclers/TSDF	Agreement with Gujarat Enviro Protection & Infrastructure (Haryana) Private Limited (GEPIL) since 07.08.2021
	Hazardous waste generated	1 MT as per form 10 dated 20/04/2024

Form-4 and 10 to be collected**F. Fuel/power consumption**

36.	Boiler capacity	2 T/hr.
37.	Stack height	30 meters without monitoring platform
38.	APCD installed	Wet Scrubber
39.	Type of fuel used	Biomass briquettes
40.	Fuel consumption (mention units)	2.5 MT/day
41.	Estimated ash generation (@ 12 % of biomass briquette)	300 kg/day
42.	Ash management	Provided to HSIIDC official
43.	Remark on ash disposal	Logbook for ash generation and disposal not maintained. Unscientific disposal of ash observed
44.	Specific observation: a. Specific fresh water consumption is very low against std. for specific quality (70-80 KL/MT) indicating that fresh water consumption logbook is not properly/correctly maintained b. With existing treatment scheme such a high reduction in pollution parameters indicates dilution with freshwater in PETP at different stages	

	<ul style="list-style-type: none"> c. Inlet BOD is too much lower against typical range of 500-800 mg/l, indicating dilution at PETP inlet d. Actual solid waste generation (4.5 g/day) & estimated sludge generation based on effluent characteristics (45.5 kg/day) are not inline. e. Unit found complying w.r.t consented as well as norms prescribed for CETP inlet <p>Based on the inspection following in recommended:</p> <ul style="list-style-type: none"> a. Maintain proper record of generated sludge as well as fly ash and also ensure scientific disposal of fly ash generated. b. Obtain NOC from ground water abstraction from concerned competent authority.
--	--

G. Overall compliance status: Non – complying (Dilution)

Photographs

Fig.1: Entrance gate



Fig.2: Process area



Fig.3: Chemical storage



Fig.4: ETP



Fig.5: Borewell flow meter



Fig.4: Boiler



Annexure – 56: M/s Addagio Knit Creation Pvt. Ltd.

INDUSTRY INSPECTION FORMAT (TEXTILE)**A. General section**

Date of inspection: 08.08.2024

1.	Name of the unit with complete postal address:	M/s. Addagio Knit Creation Pvt. Ltd., plot no. 217 224, HSIIDC, Indl. Area, Barhi, Distt. Sonipat
2.	Spatial Co-ordinates (Latitude & longitude) in Decimal format only	Lat.- 29.100214 Long.- 77.041304
3.	Name of Contact person with designation Phone & Email:	Mr. Gopal Bhatt (Partner) Contact no.- 9968614543 Email ID's : gopalbhatt368@gmail.com creationaddagioknit@gmail.com
4.	Industry Operational status	Operational

B. Consent section

(Attach valid copies, or if expired then attach recent expired copies along with copy of application)

5.	Consent	Yes/No/Applied	Validity (Period)
	Air /Water	Yes	Valid up to 30.09.2024
	Hazardous waste authorization	Yes	Valid up to 30.09.2024
	NOC from CGWA/other authority	Yes	NOC Expired on 10.02.2024,

C. Production, Process and Infrastructure

Production details			
6.	Number of operational days in last three months	55	
7.	Operation schedule (Operation hours/day)	10 hrs.	
8.	Type of industry I. Natural fibres (N), Synthetic fibres (S), Blend (NS) II. Pre-treatment (Pt), Dyeing (D), Printing (Pr), Finishing (F), Garment washing (GW) III. Batch process (B), Continuous process (C)	I	II
		S	D,GW
			B
9.	Product manufactured (dyed yarn/dyed fabric/ garments /denim)	Garments	
10.	GSM of product (for fabric/ denim/ garment etc.)	Denim: 600-650 gram Non-Denim: 300-350 gram JKT Denim: 800-900 gram Child: 200-250 gram Nikker: 150-200 grams	
11.	Consumption of utility, water and raw materials per kg of material processed		
		As per consent	Average (last three months)

	Production in (Kg/ Sq. meter/ nos.)	50000 Nos. day	Denim Mens: 70474 (55 days) = 1286 Nos. /day @ 600 gm = 772 kg/d Denim Child: 4862 (11 days) = 442 Nos./day @ 250 gm = 111 kg/d Non denim: 527 (2 days) = 264 Nos./day @350 gm = 92 kg/d Total: 975 kg/d		
	Steam (MT)	NA	17.50		
	Water (KL)		37.31 KLD		
	Raw material (dyes & chemicals)		Garments: 50000 Nos. / day Dyes and chemicals: 250 kg/d		
12.	Process details				
	Pretreatment	No			
	Dyeing	Yes			
	Printing	No			
	Finishing	Yes			
	Garment washing	Yes			
13.	Details of wet processing machinery (Nos. & Capacity)		Attached		
14.	MLR of process machinery		Not provided		
15.	Fresh Water consumption Availability of separate flow meter for domestic/process use:				
	Sources of water	Totalizer reading (m ³)	Water consumption (KL) (Total of last three months)	Average water consumption (in KLD)	Logbook maintained (Yes/No)
	Borewell	008846.487	2052	37.31	Yes
	Specific water consumption in KL/MT		38.28		

D. Effluent management and disposal

16.	Flowmeters details	Availability (Yes/No)	Totalizer Reading (m³/hr.)
	Flow at inlet	Yes	000147.0
	Flow at outlet	Yes	00253.3
	Recycling points	NA	NA
17.	Effluent generation (KLD)	17.84 (considering the 2 % loss in effluent disposal) Flow meter was installed on 02.08.2024.	
18.	Specific effluent generation (KL/MT of product)	18.31	
19.	Effluent disposal (KLD)	17.95 (01.05.2024 to 03.08.2024)	
20.	Specific effluent Disposal (KL/MT of product)	18.41	
21.	Recycled water consumption (Avg. in KLD)	NIL	
22.	Specific recycled water consumption (KL/MT of product)	NIL	
Primary Effluent Treatment Plant (PETP)			
23.	PETP status: Operational/Non-operational: Operational		

24.	Installed capacity (KLD): 400 Utilized capacity (KLD): 50 App.			
25.	PETP consists of: (flow diagram): Collection Tank --- Dosing Chamber ---- Equalization Tank ---- Tube Settler --- Sludge Drying Bed ----- Filters ----- Discharge into Sewer pipe <i>Remark: The existing PETP can reduce BOD upto 50%, COD upto 60% & TDS upto 25% only.</i>			
26.	Losses in PETP, %	NA		
27.	Name of chemicals consumed at PETP along with quantity (kg/day)	Lime	2.54 kg/d (01.05.2024 to 07. 08. 2024)	
		Alum	1.5 kg/d (01.05.2024 to 07.08.2024)	
		Polyelectrolyte	171 gm/day (01.05.2024 to 07.08. 2024)	
28.	Effluent disposal point	HSI IDC sewer line/other		
29.	Bypass arrangement for discharge of untreated effluent	No		
30.	Status of CETP membership	Yes		
31.	Status of storm water management	Rain harvesting pit/HSI IDC storm water line		
32.	Effluent characteristics: as per analysis report of consented parameter			
	Parameter	PETP inlet	PETP outlet	Prescribed discharge norms
	pH	9.4	8.0	6.0-9.0
	Colour	BDL	BDL	150
	BOD (mg/l)	112	32	500
	COD (mg/l)	301	94	1400
	TSS (mg/l)	245	30	1500
	TDS (mg/l)	2584	1328	2100
	FDS (mg/l)	1952	1020	2100
	Oil & Grease (mg/l)	-	BDL	15
	NH ₃ -N (mg/l)	-	BDL	-
	Total Cr (mg/l)	-	BDL	-
	Sulphides (mg/l)	-	4	-
Phenolic compound (mg/l)	-	BDL	-	
SAR	22	10	-	
With existing treatment scheme, such a high reduction in pollution parameters indicates dilution with freshwater in PETP at different stages Non – compliance (Dilution)				
33.	Sludge management & disposal			
	Mechanical system details (centrifuge/decanter etc.)	Sludge Press		
	Sludge drying beds	Total Nos: 03		
	Average quantity of sludge generated (Kg/day)	3 k/d (55 days)		
	Estimated sludge generation	4.26 kg/d		
34.	Separate Energy meter installed for PETP	Yes/No		
	Average Electric Consumption at PETP (KWh/day)	50 KWh/day		

E. Hazardous waste section

35.	Hazardous waste management	
	Authorization status	Valid up to 30.09.2024
	Copy of agreement with recyclers/ TSDF	Yes
	Hazardous waste generated (kg/d)	
Form-4 and 10 to be collected		

F. Fuel/power consumption

36.	Boiler capacity	2.5 TPH
37.	Stack height	30 m
38.	APCD installed	Yes (Cyclone & Wet Scrubber)
39.	Type of fuel used	Biomass (Mustard Briquettes)
40.	Fuel consumption (mention units)	Biomass: 2-2.5 TPD appx.
41.	Estimated ash generation (@ 12 % of biomass briquette)	0.03 TPD
42.	Ash management	As per unit representative, collected and provided to local people for land filling but logbook not maintained.
43.	Remark on ash disposal	Satisfactory
44.	Specific observations:	
	1. Specific effluent generation & discharge are also too much lower than fresh water consumption, indicating that either fresh water consumption/effluent generation/effluent discharge logbook is not properly/correctly maintained or unit is bypassing untreated effluent	
	2. With existing treatment scheme, such a high reduction (BOD: 112 mg/l to 32 mg/l (83.61%), COD: 301 mg/l to 94 mg/l (68.77%), TSS: 245 mg/l to 30 mg/l (87.55 %), TDS: 2584 mg/l to 1328 mg/l (48.61%) and FDS: 1952 mg/l to 1020 mg/l (47.75%)) in pollution parameters indicates dilution with freshwater in PETP at different stages.	
45.	Recommendations:	
	5. The unit shall conduct study on water balance through government reputed institutes.	
	6. The unit shall ensure that effluent not discharged without treatment.	
	7. The unit shall obtain valid no objection certificate from HGWA.	
46.	Overall compliance status: Non – Complying (Dilution)	


Photographs

Fig.1: Entrance gate



Fig.2: Manufacturing process area



Fig.4: PETP set up



Fig.6: Borewell flow meter



Fig.6: PETP inlet flow meter



Fig.7: PETP outlet flow meter

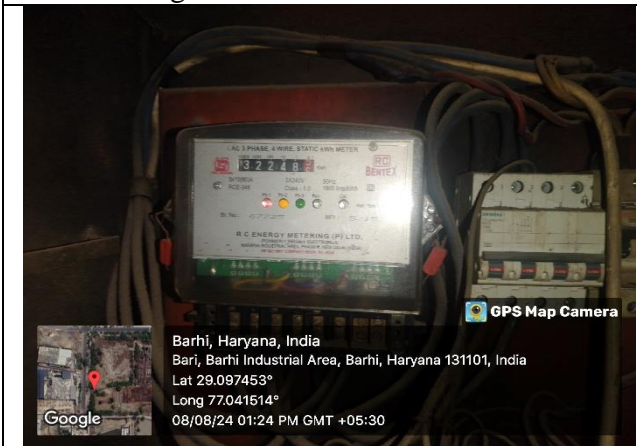


Fig.10: PETP energy meter

INDUSTRY INSPECTION FORMAT (TEXTILE)**A. General section****Date of inspection: 12.08.2024**

1.	Name of the unit with complete postal address:	M/s. Magnet Industries, Plot No. 230, HSIIDC, Indl. Area, Barhi, Sonipat
2.	Spatial Co-ordinates (Latitude & longitude) in Decimal format only	Lat.- 29.10213120 Long.- 77.04187410
3.	Name of Contact person with designation Phone & Email:	Mr. Utkarsh Jain Contact no.- 97111946284 Email ID's : arihantprocessor@gmail.com
4.	Industry Operational status	Operational

B. Consent section

(Attach valid copies, or if expired then attach recent expired copies along with copy of application)

5.	Consent	Yes/No/Applied	Validity (Period)
	Air /Water	Yes	Valid up to 30.09.2027
	Hazardous waste authorization	Yes	Valid up to 30.09.2027
	NOC from CGWA/other authority	Yes	Applied for renewal.

C. Production, Process and Infrastructure

Production details			
6.	Number of operational days in last three months	67	
7.	Operation schedule (Operation hours/day)	10 hrs.	
8.	Type of industry I. Natural fibres (N), Synthetic fibres (S), Blend (NS) II. Pre-treatment (Pt), Dyeing (D), Printing (Pr), Finishing (F), Garment washing (GW) III. Batch process (B), Continuous process (C)	I	II
		S	B
		GW & D	
9.	Product manufactured (dyed yarn/dyed fabric/garments/denim)	Garments	
10.	GSM of product (for fabric/ denim/ garment etc.)	3 case = 1 kg	
11.	Consumption of utility, water and raw materials per kg of material processed		
		As per consent	Average (last three months)
	Production in (Kg/ Sq. meter/ nos.)	600 Cases/day	1136 Kg/d (379 cases/day)
	Steam (MT)	NA	7
	Water (KL)		23.18
	Raw material (dyes & chemicals)		Garments: 600 cases/day Detergent: 7 kg/day Softner: 2 kg/day

			Colour:	3 kg/day	
12.	Process details				
	Pretreatment	No			
	Dyeing	Yes			
	Printing	No			
	Finishing	Yes			
	Garment washing	Yes			
13.	Details of wet processing machinery (Nos. & Capacity)	Not provided			
14.	MLR of process machinery				
15.	Fresh Water consumption				
	Availability of separate flow meter for domestic/process use:				
	Sources of water	Totalizer reading (m ³)	Water consumption (KL) (Total of last three months)	Average water consumption (in KLD)	Logbook maintained (Yes/No)
	Borewell 1	008846.487	2185	26.33	Yes
	Specific water consumption in KL/MT		23.18		

D. Effluent management and disposal

16.	Flowmeters details	Availability (Yes/No)	Totalizer Reading (m ³)
	Flow at inlet	Yes	2480
	Flow at outlet	Yes	652.589
	Recycling points	NA	NA
17.	Effluent generation (KLD)	44.45	
18.	Specific effluent generation (KL/MT of product)	39.13	
19.	Effluent disposal (KLD)	22.78	
20.	Specific effluent Disposal (KL/MT of product)	20.53	
21.	Recycled water consumption (Avg. in KLD)	NIL	
22.	Specific recycled water consumption (KL/MT of product)	NIL	
Primary Effluent Treatment Plant (PETP)			
23.	PETP status: Operational/Non-operational: Operational		
24.	Installed capacity (KLD): 62, Utilized capacity (KLD): 40		
25.	PETP consists of: (flow diagram): Collection Tank, Dosing Chamber, Equalization Tank, Tube Settler, Sludge Drying Bed, Filters and Discharge into CETP conveyance line		

	<i>Remark: The existing PETP can reduce BOD upto 50%, COD upto 60% & TDS upto 25% only.</i>				
26.	Losses in PETP, %	Not provided			
27.	Name of chemicals consumed at PETP along with quantity (kg/day)	Caustic	4.74 kg/d		
		Ferrous	9.5 kg/d		
		Poly	92 gm/day		
28.	Effluent disposal point	HSI IDC sewer line/other			
29.	Bypass arrangement for discharge of untreated effluent	No			
30.	Status of CETP membership	Yes			
31.	Status of storm water management	Rain harvesting pit/HSI IDC storm water line			
32.	Effluent characteristics: as per analysis report of consented parameter				
	Parameter	PETP inlet	PETP outlet	Prescribed discharge norms	Compliance status With existing treatment scheme, such a high reduction in pollution parameters indicates dilution with freshwater in PETP at different stages Non – compliance (Dilution)
	pH	11.8	7.7	6.0-9.0	
	Colour	39	BDL	-	
	BOD (mg/l)	238	39	500	
	COD (mg/l)	719	117	1400	
	TSS (mg/l)	266	10	1500	
	TDS (mg/l)	9188	1208	2100	
	FDS (mg/l)	6300	904	-	
	Oil & Grease (mg/l)	-	BDL	15	
	NH ₃ -N (mg/l)	-	02	-	
	Total Cr (mg/l)	-	BDL	-	
	Sulphide (mg/l)	-	02	-	
	SAR	-	09	-	
Phenolic compound	-	2.12	-		
33.	Sludge management & disposal				
	Mechanical system details (centrifuge/decanter etc.)		Decanter		
	Sludge drying beds		Total Nos: 03		
	Average quantity of sludge generated (Kg/day)		Logbook Not maintained		
	Estimated sludge generation		12.81 mg/l		
34.	Separate Energy meter installed for PETP		Yes		
	Average Electric Consumption at PETP (KWh/day)		28.88 KWh/day		

E. Hazardous waste section

35.	Hazardous waste management	
	Authorization status	Valid up to 30.09.2024
	Copy of agreement with recyclers/ TSDF	Yes
	Hazardous waste generated (kg/d)	
Form-4 and 10 to be collected		

F. Fuel/power consumption

36.	Boiler capacity	01 TPH
-----	-----------------	--------

37.	Stack height	20 m
38.	APCD installed	Yes (Cyclone & Wet Scrubber)
39.	Type of fuel used	Biomass (Mustard Briquettes)
40.	Fuel consumption (mention units)	Biomass: 300 kg/d appx.
41.	Estimated ash generation (@ 12 % of biomass briquette)	Not provided
42.	Ash management	As per unit representative, collected and provided to local people for land filling but logbook not maintained.
43.	Remark on ash disposal	Satisfactory

G. Observations:

1. The unit was involved washing and dyeing of Jean.
2. High reduction (BOD: 238 mg/l to 39 mg/l (83.61%), COD: 719 mg/l to 117 mg/l (82.73%), TSS: 266 mg/l to 10 mg/l (96.24 %), TDS: 9188 mg/l to 1208 mg/l (86.85%) and FDS: 6300 mg/l to 904 mg/l (85.65%)) in pollution parameters indicating dilution with freshwater in PETP at different stages. Hence it should be considered as non-compliance w.r.t. to suspected dilution with fresh water in PETP system.
3. Effluent generation is higher than fresh water consumption, indicating that either fresh water consumption/effluent generation/effluent discharge logbook is not properly maintained or actual production is higher than the reported production.
4. Specific effluent discharge is quite low against effluent generation & fresh water consumption.

H. Recommendations:

1. The unit shall conduct study on water balance through government reputed institutes.
2. The unit shall ensure that untreated effluent not discharged without proper treatment.
3. The unit should immediately stop freshwater dilution in the PETP system.
4. The unit shall obtain valid no objection certificate from HWRA.

I. COMPLIANCE STATUS (w.r.t. discharge norms/dilution): Non-complying (dilution)

Photographs



Fig.1: Manufacturing process area



Fig.4: PETP set up



Fig.6: Borewell flow meter



Fig.7: PETP outlet flow meter

Annexure – 58: M/s Denim Art

INDUSTRY INSPECTION FORMAT (Textile)**A. General section****Date of inspection: 12-08-2024**

1.	Name of the unit with complete postal address:	M/s DENIM ART, PLOT NO. 523 D, HSIIDC, BARHI, DISTT. SONEPAT
2.	Spatial Co-ordinates (Latitude & longitude) in Decimal format only	29.10432 77.03886
3.	Name of Contact person with designation Phone & Email:	Sh. Sanjay K Singh (HR) 7352266320 Vikas Dhinghra (Owner) (vikas-dhg@yahoo.com)
4.	Industry Operational status	Operational

B. Consent section

(Attach valid copies, or if expired then attach recent expired copies along with copy of application)

5.	Consent	Yes/No/Applied	Validity (Period)
	Air /Water	Yes, valid	30-09-2027
	Hazardous waste authorization	Yes, valid	30-09-2027
	NOC from CGWA/other authority	No	Applied for NOC from Haryana Water Resources Authority on 15.09.2023

C. Production, Process and Infrastructure

Production details			
6.	Number of operational days in last three months	85 (01.05.24 to 10.08.2024)	
7.	Operation schedule (Operation hours/day)	Day shift	
8.	Type of industry I. Natural fibres (N), Synthetic fibres (S), Blend (NS) II. Pre-treatment (Pt), Dyeing (D), Printing (Pr), Finishing (F), Garment washing (GW) III. Batch process (B), Continuous process (C)	I	II
		Synthetic fibres (S)	Dyeing, Garment Washing, Finishing
9.	Product manufactured (dyed yarn/dyed fabric/garments/denim)	Dyeing, Washing & finishing of readymade garments	
10.	Consumption of utility, water and raw materials per kg of material processed		
		As per consent	Average (last three months)
	Production in (Kg/ Sq. meter/ nos.)	1.0 MT/day	0.6 MT/day (as per logbook)
	Steam (MT)	0.6 TPH	4.2 TPD
	Water (KL)	86 KLD	42.91 KLD

		(as per renewal application for NOC from Haryana Water Resources Authority dtd. 15.09.2023)			
	Raw material (dyes & chemicals)	Chemicals- 300 Kg/d Salt – 300 Kg/d Soap – 300 Kg/d Fabric & Garments – 1.0 MT/Day	Chemicals- 118 Kg/d Salt – no information Soap – no information		
11.	Process details				
	Pretreatment	Washing			
	Dyeing	Dyeing			
	Printing	-			
	Finishing	Finishing (drying)			
	Garment washing	Washing of fabric			
12.	Fresh Water consumption Availability of separate flow meter for domestic/process use: No				
	Sources of water	Totalizer reading (m³)	Water consumption (KL) (Total of last three months)	Average water consumption (in KLD)	Logbook maintained (Yes/No)
	Borewell 1	35290.213	2308.48 KL (1.5.24 to 10.08.2024)	28.5	Yes
	Borewell 2	4949.09	1126.52 KL (1.5.24 to 12.08.2024)	13.41	Yes
	Municipal sources	HSI IDC	No flow meter	1.0 as per applied NOC of Haryana Water Resources Authority	No
			Total	42.91 KLD	Yes
	Specific water consumption in KL/MT		71.52 KL/MT (as per logbook)		

D. Effluent management and disposal

13.	Flowmeters details	Availability (Yes/No)	Totalizer Reading (m³/hr.)
	Flow at inlet	Yes	3.6 M ³ /h (26346.3 M ³)
	Flow at outlet	Yes	3.71 M ³ /h (23521.375 M ³)

	Recycling points	No			
14.	Effluent generation (KLD)	38.64 KLD (1.5.24 to 12.08.2024)			
15.	Specific effluent generation (KL/MT of product)	64.4 KL/MT			
16.	Effluent disposal (KLD)	37.48 KLD (1.5.24 to 12.08.2024)			
17.	Specific effluent Disposal (KL/MT of product)	62.47 KL/MT			
18.	Recycled water consumption (Avg. in KLD)	NA			
19.	Specific recycled water consumption (KL/MT of product)	NA			
Primary Effluent Treatment Plant (PETP)					
20.	PETP status: Operational PETP				
21.	Installed capacity (KLD): 52 KLD Utilized capacity (KLD): 20 KLD (as per unit representative)				
22.	PETP consists of: Oil and grease tank (underground) → Collection tank for influent (underground) → Reaction tank → Tube settler → Secondary settling tank → Clear water tank (underground) → Tertiary filters → outlet pit → HSIIDC sewer line to CETP				
23.	Name of chemicals consumed at PETP along with quantity (kg/day)	As per logbook: <ul style="list-style-type: none"> • Lime: 12 kg/day • Alum: 6 kg/day • Polyelectrolyte: 100 kg/day 			
24.	Effluent disposal point	HSIIDC sewer line to CETP			
25.	Bypass arrangement for discharge of untreated effluent	No			
26.	Status of CETP membership	Yes			
27.	Status of storm water management	HSIIDC storm water line			
28.	Effluent characteristics:				
	Parameter	PETP inlet	PETP outlet (% reduction)	Prescribed discharge norms	Compliance status
	pH	7.5	8.2	6.0-9.0	Non-complying Inlet BOD is too much lower against typical range of 100-500 mg/l, indicating dilution at PETP inlet
	BOD (mg/l)	76	25 (67.1%)	500	
	COD (mg/l)	239	216 (9.62%)	1400	
	TSS (mg/l)	193	58 (69.9%)	1500	
	TDS (mg/l)	876	808 (7.76%)	2100	
	FDS (mg/l)	656	616	2100	
	Oil & Grease (mg/l)	-	BDL	15	
	NH ₃ -N (mg/l)	-	22	-	
	Total Cr (mg/l)	-	0.004	-	
	Sulphides (mg/l)	-	44	-	
	SAR (mg/l)	-	4	-	
	Phenolic compound (mg/l)	-	0.33	-	
	Color (Hazen)	BDL	BDL	-	
29.	Sludge management & disposal				
	Mechanical system details (centrifuge/decanter etc.)		No		

	Sludge drying beds	Total Nos: 04
	Average quantity of sludge generated (Kg/day)	10 kg/day as per logbook
	Estimated sludge generation	5.23 Kg/d
30.	Separate Energy meter installed for PETP	Yes
	Average Electric Consumption at PETP (KWh/day)	34.30 KWh/day

E. Hazardous waste section

31.	Hazardous waste management	
	Authorization status	Valid from 28.11.2022 to 30.09.2027
	Copy of agreement with recyclers/TSDF	Copy of agreement not provided However, as per Form 10, unit sent chemical sludge to M/s. Gujarat Enviro Protection & infrastructure (Haryana) Pvt. Ltd., Pali, Faridabad (tax invoice provided by the unit)
	Hazardous waste generated (kg/d)	In Feb, 2024: 0.8 MT sludge disposed of as per Form-10

F. Fuel/power consumption

32.	Boiler capacity	0.6 TPH
33.	Stack height	25 meter
34.	APCD installed	Dust Collector
35.	Type of fuel used	Biomass briquettes
36.	Fuel consumption	52.9 kg/day
37.	Estimated ash generation (@ 12 % of biomass briquette)	6.35 kg/day
38.	Ash management	Fly ash lifted by HSIIDC used for land filling
39.	Remark on ash disposal	As per the unit representative, boiler ash lifted by HSIIDC for land filling.

40. *Specific Observations:*

- i. Inlet BOD is too much lower i.e. 76 mg/l against typical range of 100-500 mg/l, indicating dilution at PETP inlet

However, followings are the suggestions to address the issues:

- i. Adjustments in alum dosage and other operational parameters may be necessary to manage sulfide levels effectively.
- ii. Unit should properly maintain logbook for fuel consumption.
- iii. Unit shall install OCEMS at PETP outlet and provide connectivity to the CPCB/SPCB server.

41. **Overall Compliance Status: *Non-compliance (dilution)***

Photographs

Fig.1: Entrance gate



Fig.2: Manufacturing process area



Fig.3: Chemical storage



Fig.4: PETP set up



Fig.5: Sludge dry beds & Sludge bags stored at PETP area



Fig.6: Borewell flow meters (02 nos.)



Fig.6: PETP inlet & outlet flow meter



Fig.7: Biomass as fuel in boiler



Annexure – 59: M/s Nagpal Trading company

INDUSTRY INSPECTION FORMAT (TEXTILE)**A. General section**

Date of inspection: 12.08.2024

1.	Name of the unit with complete postal address:	M/s. Nagpal Trading Company, 167, HSIIDC, Industrial Area, Barhi, Sonipat
2.	Spatial Co-ordinates (Latitude & longitude) in Decimal format only	29.09811 77.04503
3.	Name of Contact person with designation Phone & Email:	Pradeep Nagpal Director 9212392199 Sachin, 740020212118 gautam@gmail.com
4.	Industry Operational status	Operational

B. Consent section

(Attach valid copies, or if expired then attach recent expired copies along with copy of application)

5.	Consent	Yes/No/Applied	Validity (Period)
	Air /Water	Yes	Valid up to 30.09.2026
	Hazardous waste authorization	Yes	Valid up to 30.09.2026
	NOC from CGWA/other authority	Yes	Applied on 22.06.2023 to HWRA

C. Production, Process and Infrastructure

Production details			
6.	Number of operational days in last three months	67	
7.	Operation schedule (Operation hours/day)	10 hrs.	
8.	Type of industry	I	II
	I. Natural fibres (N), Synthetic fibres (S), Blend (NS) II. Pre-treatment (Pt), Dyeing (D), Printing (Pr), Finishing (F), Garment washing (GW) III. Batch process (B), Continuous process (C)	N	P
9.	Product manufactured (dyed yarn/dyed fabric/garments/ denim)	Yarn	
10.	GSM of product (for fabric/ denim/ garment etc.)	Other Chemical: 120000 Kilo liter/day Mercer Oil: 2400 Kg/d Cotton Yarn: 120000 Kg/d Caustic Soda; 120000 Kg/d	
11.	Consumption of utility, water and raw materials per kg of material processed		
		As per consent	Average (last three months)
	Production in (Kg/ Sq. meter/ nos.) Mercerisity Bleaching of Yarn	120 MTD	Not provided
	Steam (MT)	NA	NA
	Water (KL)	NA	Not provided
Raw material (dyes & chemicals)		Other Chemical: 120000 KL/day Mercer Oil: 2400 Kg/d	

			Caustic Soda; 120000 Kg/d
12.	Process details		
	Pretreatment	No	
	Dyeing	Yes	
	Printing	No	
	Finishing	No	
	Garment washing	No	
13.	Details of wet processing machinery (Nos. & Capacity)	Not provided	
14.	MLR of process machinery	Not provided	
15.	Fresh Water consumption		
	Availability of separate flow meter for domestic/process use:		
	Sources of water	Totalizer reading (m³)	Water consumption (KL) (Total of last three months)
			Average water consumption (in KLD)
			Logbook maintained (Yes/No)
	Borewell (01)	14751.303	Not provided
	Specific water consumption in KL/MT		Not provided

D. Effluent management and disposal

16.	Flowmeters details	Availability (Yes/No)	Totalizer Reading (m³/hr.)
	Flow at inlet	Yes	1845.870
	Flow at outlet	Yes	348.718
	Recycling points	NA	NA
17.	Effluent generation (KLD)	Logbook not provided	
18.	Specific effluent generation (KL/MT of product)	Logbook not provided	
19.	Effluent disposal (KLD)	Logbook not provided	
20.	Specific effluent Disposal (KL/MT of product)	Logbook not provided	
21.	Recycled water consumption (Avg. in KLD)	NIL	
22.	Specific recycled water consumption (KL/MT of product)	NIL	
Primary Effluent Treatment Plant (PETP)			
23.	PETP status: Operational/Non-operational: Operational		
24.	Installed capacity (KLD): 400 Utilized capacity (KLD):		
25.	PETP consists of: (flow diagram): Collection Tank, Dosing Chamber, Equalization Tank, Tube Settler, Sludge Drying Bed, Filters and Discharge into CETP conveyance line.		

	<i>Remark: The existing PETP can reduce BOD upto 50%, COD upto 60% & TDS upto 25% only.</i>				
26.	Losses in PETP, %	NA			
27.	Name of chemicals consumed at ETP along with quantity (kg/day)	Lime	Not provided		
		Alum	Not provided		
		Polyelectrolyte	Not provided		
28.	Effluent disposal point	HSI IDC sewer line/other			
29.	Bypass arrangement for discharge of untreated effluent	No			
30.	Status of CETP membership	Yes			
31.	Status of storm water management	Rain harvesting pit/HSI IDC storm water line			
32.	Effluent characteristics: as per analysis report of consented parameter				
	Parameter	PETP inlet	PETP outlet	Prescribed discharge norms	Compliance status With existing treatment scheme, such a high reduction in pollution parameters indicates dilution with freshwater in PETP at different stages Non – compliance (Discharge norms & dilution)
	pH	11.6	8.8	6.0-9.0	
	Colour	12	75	-	
	BOD (mg/l)	132	165	500	
	COD (mg/l)	474	398	1400	
	TSS (mg/l)	254	101	1500	
	TDS (mg/l)	3824	3336	2100	
	FDS (mg/l)	2925	2528	-	
	Oil & Grease (mg/l)	-	BDL	15	
	NH ₃ -N (mg/l)	-	10	-	
	Total Cr (mg/l)	-	0.01	2.0	
	Sulphides (mg/l)	-	15	-	
	SAR	-	35	-	
Phenolic compound	-	BDL	-		
33.	Sludge management & disposal				
	Mechanical system details (centrifuge/ decanter etc.)	Sludge Press			
	Sludge drying beds	Total Nos: 03			
	Average quantity of sludge generated (Kg/day)	Not provided			
	Estimated sludge generation	Not provided			
34.	Separate Energy meter installed for PETP	Yes			
	Average Electric Consumption at PETP (KWh/day)	Logbook not provided			

E. Hazardous waste section

35.	Hazardous waste management	
	Authorization status	Valid up to 30.09.2024 Attached
	Copy of agreement with recyclers/ TSDF	Yes
	Hazardous waste generated (kg/d)	
Form-4 and 10 to be collected		

F. Fuel/power consumption

36.	Boiler capacity	2.5 TPH
37.	Stack height	30 m
38.	APCD installed	Yes (Cyclone & Wet Scrubber)
39.	Type of fuel used	Biomass (Mustard Briquettes)
40.	Fuel consumption (mention units)	Biomass: 2-2.5 TPD appx.
41.	Estimated ash generation (@ 12 % of biomass briquette)	0.03 TPD
42.	Ash management	Not provided
43.	Remark on ash disposal	Satisfactory

G. Observations:

5. The unit is involved yarn dyeing and bleaching.
6. The unit was not provided any logbooks of production, water consumption, PETP inlet, outlet chemical consumption, sludge generation and disposal.
7. High TDS (3336 mg/l against norms of 2100 mg/l) at PETP outlet
8. Inlet BOD is too much lower against typical range of 700-1000 mg/l, indicating dilution at PETP inlet.

H. Recommendations:

1. The unit has to take immediate measures to control the TDS parameter with respect to discharge norms.
2. The unit shall conduct study on water balance through government reputed institutes.
3. The unit shall ensure that effluent not discharged without treatment.
4. The unit shall obtain valid no objection certificate from HGWA.
5. The unit shall maintain logbooks of production, borewell, PETP inlet, outlet and energy meter.

Overall compliance status: Non-Complying (Discharge norms & dilution)

Photographs



Manufacturing process area



PETP set up



Borewell flow meter




PETP inlet flow meter



PETP outlet flow meter



PETP energy meter



PETP outlet

Annexure – 60: M/s Sonu Enterprises

INDUSTRY INSPECTION FORMAT (Textile)**A. General section****Date of inspection: 08-08-2024**

1.	Name of the unit with complete postal address:	M/s Sonu Enterprises, Plot No 358, HSIIDC, Barhi, District Sonipat
2.	Spatial Co-ordinates (Latitude & longitude) in Decimal format only	29.09890021 77.04468312
3.	Name of Contact person with designation Phone & Email:	Sh Mandeep (Accounts) 8295761991 rampalbajarh@gmail.com
4.	Industry Operational status	Operational

B. Consent section

(Attach valid copies, or if expired then attach recent expired copies along with copy of application)

5.	Consent	Yes/No/Applied	Validity (Period)
	Air /Water	Yes	30-09-2029
	Hazardous waste authorization	Yes	30-09-2024
	NOC from CGWA/other authority	Applied	Expired on 30-09-2022

C. Production, Process and Infrastructure

Production details				
6.	Number of operational days in last three months	85 (01-05-2024 to 07-08-2024)		
7.	Operation schedule (Operation hours/day)	Day shift (12 hours)		
8.	Type of industry IV. Natural fibres (N), Synthetic fibres (S), Blend (NS) V. Pre-treatment (Pt), Dyeing (D), Printing (Pr), Finishing (F), Garment washing (GW) VI. Batch process (B), Continuous process (C)	I	II	III
		Natural	Dyeing & Garment washing	Batch process
9.	Product manufactured (dyed yarn/ dyed fabric /garments/denim)	Dyeing and washing of readymade denim		
10.	GSM of product (for fabric/ denim/ garment etc.)	700 gm		
11.	Consumption of utility, water and raw materials per kg of material processed			
		As per consent	Average	

			(last three months)	
	Production in (Kg/ Sq. meter/ nos.)	500 case/day	1993.25 piece/day	
	As informed, 1 case has 6 pieces and 1 piece= 700 gm	2100 kg/day	1395.28 kg/day	
	Water (KL)	330 KLD	127.81 KLD	
	Raw material (dyes & chemicals) Kg/day	<ul style="list-style-type: none"> • Soda Ash-10 kg/day • Bleaching Powder-5 kg/day • Castic Flakes- 5 kg/day • Acetic Acid- 3 kg/day • Hydrogen Peroxide- 5 kg/day • Enzymer- 3 kg/day • Fuel-200 kg/litre • Detergent Soap – 20 kg/day 	Acetic acid	36.24
			Hydrogen	39.56
			Megawhite HI	5.16
			ABS	8.88
			Softener	13.92
			Silicone	15.99
			Enzyme	3.55
			Sodium	11.89
			Oxalic acid	5.01
			Soda	6.08
			Tint	0.44
	Black Color	2.28		
	Khaki Color	2.04		
	Grey color	1.99		
12.	Process details			
	Pretreatment	Yes		
	Dyeing	Yes		
	Garment washing	Yes		
13.	Details of wet processing machinery (Nos. & Capacity)	<ul style="list-style-type: none"> • Washing machines-12 (2*500 kg, 2*400 kg, 5*200 kg, 3*100 kg) • Tumble dryer-2 (100 kg) • Coveyor-333 meter • Oven- 2400 piece Capacity 		
14.	MLR of process machinery	1:10		
15.	Fresh Water consumption			
	Availability of separate flow meter for domestic/process use:			
	Sources of water	Totalizer reading (m³)	Water consumption (KL) (Total of last three months)	Average water consumption (in KLD)
	Borewell	36075.09	10864	127.81
	Specific water consumption in KL/MT	91.60 KL/MT		
	Logbook maintained (Yes/No)	Yes		

D. Effluent management and disposal

16.	Flowmeters details	Availability (Yes/No)	Totalizer Reading (m³/hr.)
	Flow at inlet of PETP	Yes	169566.59

	Flow at outlet of PETP	Yes	100678.004	
	Recycling points	Not applicable		
17.	Effluent generation (KLD)	115.52 KLD		
18.	Specific effluent generation (KL/MT of product)	82.79 KL/MT		
19.	Effluent disposal (KLD)	111.96 KLD		
20.	Specific effluent Disposal (KL/MT of product)	80.24 KL/MT		
Primary Effluent Treatment Plant (PETP)				
21.	PETP status: Operational			
22.	Installed capacity (KLD): 300 KL Utilized capacity (KLD): ~180 KL			
23.	PETP consists of: (flow diagram) <i>Effluent from process - Collection tank (underground)– Water pumped to Reaction tank for Chemical dosing- Tube settler – Sedimentation - Dual media filter – Clear water collection tank (Underground) – Outlet chamber – Public sewer – CETP Barhi</i>			
24.	Losses in PETP, %	3.08%		
25.	Name of chemicals consumed at PETP along with quantity (kg/day)	Ferrous	62.70	
		Lime	75.64	
		Polyelectrolyte	1.17	
26.	Effluent disposal point	HSI IDC sewer line		
27.	Bypass arrangement for discharge of untreated effluent	Not seen		
28.	Status of CETP membership	Connected to CETP Barhi		
29.	Status of storm water management	HSI IDC Storm water line		
30.	Effluent characteristics: as per analysis report of consented parameter			
	Parameter	PETP inlet	PETP outlet	Prescribed discharge norms
	pH	6.3	9	6.0-9.0
	BOD (mg/l)	535	67	500
	COD (mg/l)	1072	134	1400
	TSS (mg/l)	178	86	1500
	TDS (mg/l)	1276	1236	2100
	FDS (mg/l)	992	980	-
	Oil & Grease (mg/l)		BDL	15
	NH3-N (mg/l)		2	-
	Total Cr (mg/l)		0.005	-
	Sulphide (mg/l)		6	-
	SAR		9	-
	Color	125	BDL	
				<ul style="list-style-type: none"> • BOD removal- 87.47%; COD removal-87.5% which is not possible with the existing treatment system installed by the unit (i.e., without any biological treatment), and establishes dilution

	Phenolic compound		BDL	-	in PETP with fresh water Non-complying (Dilution)
31.	Sludge management & disposal				
	Mechanical system details (centrifuge/decanter etc.)	N/A			
	Sludge drying beds	Total Nos: 03			
	Average quantity of sludge generated (Kg/day)	No record maintained			
	Estimated sludge generation	24.57 kg/day			
32.	Separate Energy meter installed for PETP	Yes			
	Average Electric Consumption at PETP (KWh/day)	112.94 KWh/day			

E. Hazardous waste section

33.	Hazardous waste management				
	Authorization status	Valid upto 30-09-2024			
	Copy of agreement with recyclers/TSDF	Agreement with M/s Gujarat Enviro-Protection and Infrastructure (Haryana) Private Limited (GEPIL), Pali, Faridabad, Haryana			
	Hazardous waste generated (kg/d)	No record maintained			
Form-4 and 10 to be collected					

F. Fuel/power consumption

34.	Geyser capacity	800 litres			
35.	Type of fuel used	LPG			
36.	Fuel consumption (mention units)	23.58 Kg/day (as per logbook)			
37.	Observations: 4. Specific water consumption is 91.60 KL/MT, which is on higher side as compared to typical consumption of 80 KL/MT in dyeing and washing of denims. 5. As per analysis of samples collected from PETP inlet and outlet, approx 87.5% reduction in BOD and 87.5% reduction in COD has been observed at PETP outlet, indicating dilution with freshwater at various stages of treatment.				
38.	Recommendations/Suggestions: 5. Unit shall dismantle the provision of dilution.				
39.	Overall Compliance status • Non-complying (Dilution)				

Photographs

Fig.1: Manufacturing process area



Fig.2: Process area



Fig.3: Collection Tank



Fig.4: PETP Setup



Fig.5: Geyser



Fig.6: PETP Outlet Flowmeter



Fig.6: Sludge Drying Beds




Fig.7: Final Outlet



Annexure – 61: M/s Denimo Design Washing Private Limited
INDUSTRY INSPECTION FORMAT (Textile)

A. General section**Date of inspection: 13-08-2024**

1.	Name of the unit with complete postal address:	M/s Denimo Design Washing Pvt Ltd, Plot No 381, Phase-1, Barhi, Sonipat
2.	Spatial Co-ordinates (Latitude & longitude) in Decimal format only	29.098797 77.046378
3.	Name of Contact person with designation Phone & Email:	Sh Joginder Kumar (Owner) 9958198087 joginder@denimodesign.com
4.	Industry Operational status	Operational

B. Consent section

(Attach valid copies, or if expired then attach recent expired copies along with copy of application)

5.	Consent	Yes/No/Applied	Validity (Period)
	Air /Water	Yes	30-09-2028
	Hazardous waste authorization	Yes	30-09-2028
	NOC from CGWA/other authority	Applied	NOC expired on 25-12-2023

C. Production, Process and Infrastructure

Production details			
6.	Number of operational days in last three months	78 (01-05-2024 to 31-07-2024)	
7.	Operation schedule (Operation hours/day)	Day shift (8-12 hours)	
8.	Type of industry I. Natural fibres (N), Synthetic fibres (S), Blend (NS) II. Pre-treatment (Pt), Dyeing (D), Printing (Pr), Finishing (F), Garment washing (GW) III. Batch process (B), Continuous process (C)	I N	II GW
			III B
9.	Product manufactured (dyed yarn/dyed fabric/garments/denim)	Denim washing only	
10.	GSM of product (for fabric/ denim/ garment etc.)	700-900 gm	
11.	Consumption of utility, water and raw materials per kg of material processed		
		As per consent	Average (last three months)

	Production in (Kg/ Sq. meter/ nos.)	1000 no/day	843.58 no./day (as per logbook)		
	1 denim= 700-900 gm (Avg 800 gm)	800 kg/day	674.864 kg/day		
	Water (KL)	25 KLD	22.23 KLD		
	Raw material (dyes & chemicals)	Softner-170 kg/day Silicon-59.5 kg/day Bio-polish-85 kg/day Resign-255 kg/day Enzymes-85 MT/day	Not available		
12.	Process details				
	Garment washing	Yes			
13.	Details of wet processing machinery (Nos. & Capacity)	Washing Machine-5 (4*150 kg; 1*350 kg)			
14.	MLR of process machinery	1:6			
15.	Fresh Water consumption				
	Availability of separate flow meter for domestic/process use:				
	Sources of water	Totalizer reading (m³)	Water consumption (KL) (Total of last three months)	Average water consumption (in KLD)	Logbook maintained (Yes/No)
	Borewell 1	Under repair	1734.397	22.23	Yes
	Specific water consumption in KL/MT	32.93 KL/MT			

D. Effluent management and disposal

16.	Flowmeters details	Availability (Yes/No)	Totalizer Reading (m³/hr.)
	Flow at inlet of PETP	Yes	6306.131
	Flow at outlet of PETP	Yes	621951.5
	Recycling points	Not applicable	
17.	Effluent generation (KLD)	6.51 KLD	
18.	Specific effluent generation (KL/MT of product)	9.64 KL/MT	
19.	Effluent disposal (KLD)	6.38 KLD	
20.	Specific effluent Disposal (KL/MT of product)	It cannot be calculated since flowmeter at outlet was under repair from 21 June 2024 to 19 July 2024. Estimated value is 9.35 KL/MT.	
Primary Effluent Treatment Plant (PETP)			
21.	PETP status: Operational		
22.	Installed capacity (KLD): 10 KLD Utilized capacity (KLD): 7 KLD		
23.	PETP consists of: (flow diagram)		

	<i>Effluent from process - Collection tank (underground)– Water pumped to Reaction tank for Chemical dosing- Tube settler (2) – Clear Water storage tank -Carbon media filter – Collection tank (Underground) – Outlet chamber – Public sewer – CETP Barhi</i>				
24.	Losses in PETP, %	1.2%			
25.	Name of chemicals consumed at PETP along with quantity (kg/day)	Lime	2.55		
		Alum	3.50		
		Polyelectrolyte	0.06		
26.	Effluent disposal point	HSI IDC sewer line			
27.	Bypass arrangement for discharge of untreated effluent	Not seen			
28.	Status of CETP membership	Connected to CETP Barhi			
29.	Status of storm water management	Rain harvesting pit/HSI IDC storm water line			
30.	Effluent characteristics: as per analysis report of consented parameter				
	Parameter	PETP inlet	PETP outlet	Prescribed discharge norms	<ul style="list-style-type: none"> BOD removal-74%, COD removal-66%, TDS-29.72% which is not possible with the existing treatment system installed by the unit (i.e., without any biological treatment), and establishes dilution in PETP with fresh water Non-Complying (Dilution)
	pH	7.6	7.6	6.0-9.0	
	BOD (mg/l)	248	64	500	
	COD (mg/l)	602	204	1400	
	TSS (mg/l)	76	37	1500	
	TDS (mg/l)	1292	908	2100	
	FDS (mg/l)	992	708		
	Oil & Grease (mg/l)		BDL	15	
	NH3-N (mg/l)		13	-	
	Color	BDL	BDL		
	Total Cr (mg/l)		0.132	-	
	Sulphide (mg/l)		32	-	
	SAR		7	-	
Phenolic compound		BDL	-		
31.	Sludge management & disposal				
	Mechanical system details (centrifuge/decanter etc.)	No			
	Sludge drying beds	Total Nos: 3			
	Average quantity of sludge generated (Kg/day)	2.55 kg/day (as per record)			
32.	Separate Energy meter installed for PETP	Yes			
	Average Electric Consumption at PETP (KWh/day)	23.5 KWh/day			

E. Hazardous waste section

33.	Hazardous waste management	
	Authorization status	Yes, upto 30-09-2028
	Copy of agreement with recyclers/TSDF	Agreement with M/s Gujarat Enviro-Protection and Infrastructure (Haryana) Private Limited (GEPIL), Pali, Faridabad, Haryana
	Hazardous waste generated (kg/d)	2.55 kg/day (as per record)

F. Fuel/power consumption: Boiler Dismantled

<p>🔍 Specific Observations:</p> <p>5. The unit has underground tanks for storage of effluent from process and for clean water before discharge.</p> <p>6. Unit has dismantled its boiler.</p> <p>7. Inlet BOD is too much lower against typical range of 700-1000 mg/l, indicating dilution at PETP inlet.</p> <p>8. As per analysis of samples collected from PETP inlet and outlet, 74% reduction in BOD, 66% reduction in COD and 29.72% reduction in TDS has been observed at PETP outlet indicating dilution with freshwater in PETP at different stages.</p>	
<p>Recommendations/Suggestions</p> <p>1. Unit shall dismantle the provision of dilution.</p>	
<p>Overall Compliance Status:</p> <ul style="list-style-type: none"> • Non-Complying w.r.t Dilution. 	

Photographs





<p>Fig.1: Manufacturing process area & raw fabric</p> 	<p>Fig.2: Reaction Tank</p> 
<p>Fig.3: Tube Settler</p> 	<p>Fig.4: Dual Media Filter</p> 



Fig.5: PETP energy meter



Fig.6: PETP inlet flow meter



Fig.6: Final outlet



Fig.7: Sludge Drying Bed



Annexure – 62: M/s Vardhman Gar-Text Creators Pvt.Ltd.

INDUSTRY INSPECTION FORMAT (Textile)**A. General section****Date of inspection:12-08-2024**

1.	Name of the unit with complete postal address:	M/s Vardhman Gar-Text Creators Pvt Ltd, Plot No 420, HSIIDC, Industrial Estate, Barhi, Ganaur
2.	Spatial Co-ordinates (Latitude & longitude) in Decimal format only	29.09761849 77.04573101
3.	Name of Contact person with designation Phone & Email:	Sh Virender Kumar Jain (Director) 9810044512 vardhmangartex@yahoo.com
4.	Industry Operational status	Operational

B. Consent section

(Attach valid copies, or if expired then attach recent expired copies along with copy of application)

5.	Consent	Yes/No/Applied	Validity (Period)
	Air /Water	Yes	30-09-2025
	Hazardous waste authorization	Yes	30-09-2025
	NOC from CGWA/other authority	Applied	NOC expired on 01-06-2024

C. Production, Process and Infrastructure

Production details			
6.	Number of operational days in last three months	86 (01-05-2024 to 10-08-2024)	
7.	Operation schedule (Operation hours/day)	Day shift (6-7 hours)	
8.	Type of industry I. Natural fibres (N), Synthetic fibres (S), Blend (NS) II. Pre-treatment (Pt), Dyeing (D), Printing (Pr), Finishing (F), Garment washing (GW) III. Batch process (B), Continuous process (C)	I Natural	II GW
			III B
9.	Product manufactured (dyed yarn/dyed fabric/garments/denim)	Denim washing only	
10.	Consumption of utility, water and raw materials per kg of material processed		
		As per consent	Average (last three months)

	Production in (Kg/ Sq. meter/ nos.)	25000 pc/month	25000 pc/month or 974 pc/day	
	<i>The consented value is informed by unit. The unit provided copy of renewal of consent wherein production is not mentioned. Considering 86 operational days in last 03 months (May, June, July 2024), average is 974 piece/day.</i>			
	1 garment is 500-700 gm (Considering Avg 600 gm).	-	584.4 kg/day	
	Steam (MT)	No boiler installed		
	Water (KL)	95 KLD	44.74 KLD	
	Raw material (dyes & chemicals)	Not mentioned	Not maintained	
11.	Process details			
	Garment washing	Yes		
12.	Details of wet processing machinery (Nos. & Capacity)	<ul style="list-style-type: none"> • Washing machines-7 (2*200 garments, 2*100 garments, 3*50 garments) • Tumble dryer-4 (50-100 garments/machine) • Hydro extractor-2 (25-30 garments/machine) 		
13.	MLR of process machinery	1:8		
14.	Fresh Water consumption			
	Availability of separate flow meter for domestic/process use:			
	Sources of water	Totalizer reading (m³)	Water consumption (KL) (Total of last three months)	Average water consumption (in KLD)
	Borewell	15845.908	3848	44.74
	Specific water consumption in KL/MT	76.55 KL/MT		
				Logbook maintained (Yes/No)
				Yes

D. Effluent management and disposal

15.	Flowmeters details	Availability (Yes/No)	Totalizer Reading (m³/hr.)
	Flow at inlet of PETP	Yes	34260.161
	Flow at outlet of PETP	Yes	74940.696
	Recycling points from PETP	No	No
16.	Effluent generation (KLD)	43.59 KLD	
17.	Specific effluent generation (KL/MT of product)	74.58 KL/MT	
18.	Effluent disposal (KLD)	42.68 KLD	
19.	Specific effluent Disposal (KL/MT of product)	73.03 KL/MT	
Primary Effluent Treatment Plant (PETP)			
20.	PETP status: Operational		
21.	Installed capacity (KLD): 440 KL Utilized capacity (KLD): 44 KLD (as per effluent generation)		

22.	PETP consists of: (flow diagram)			
	<i>Effluent from process - Collection tank (underground)– Water pumped to Reaction tank for Chemical dosing- Tube settler – Clear Water storage tank -Dual media filter – Collection tank (Underground) – Outlet chamber – Public sewer – CETP Barhi</i>			
23.	Losses in PETP, %	0.02%		
24.	Name of chemicals consumed at PETP along with quantity (kg/day)	Lime	6.34 kg/day	
		Alum	5.34 kg/day	
		Polyelectrolyte	88.023 gm/day	
25.	Effluent disposal point	HSIIDC sewer line		
26.	Bypass arrangement for discharge of untreated effluent	Not seen		
27.	Status of CETP membership	Connected with CETP Barhi		
28.	Status of storm water management	HSIIDC storm water line		
29.	Effluent characteristics: as per analysis report of consented parameter			
	Parameter	PETP inlet	PETP outlet	Prescribed discharge norms
	pH	6.9	8	6.0-9.0
	BOD (mg/l)	477	136	500
	COD (mg/l)	1241	407	1400
	TSS (mg/l)	286	112	1500
	TDS (mg/l)	1700	1620	2100
	FDS (mg/l)	1232	1248	
	Oil & Grease (mg/l)		5.1	15
	NH ₃ -N (mg/l)		47	-
	Total Cr (mg/l)		0.004	-
	Sulphides (mg/l)		24	-
	SAR		4	-
	Phenolic compound		0.6	-
	<ul style="list-style-type: none"> • BOD removal- 71.5%, COD removal – 67.2% which indicate dilution with freshwater in PETP at different stages 			
	Non-Complying (Dilution)			
30.	Sludge management & disposal			
	Mechanical system details (centrifuge/decanter etc.)	No		
	Sludge drying beds	Total Nos: 03		
	Average quantity of sludge generated (Kg/day)	3.74 kg/day		
	Estimated sludge generation	8.75 kg/day		
31.	Separate Energy meter installed for PETP	Yes		

Average Electric Consumption at PETP (KWh/day)	28.97 KWh/day
--	---------------

E. Hazardous waste section

32. Hazardous waste management	
Authorization status	Yes, upto 30-09-2025
Copy of agreement with recyclers/TSDF	Agreement with M/s Gujarat Enviro-Protection and Infrastructure (Haryana) Private Limited (GEPIL), Pali, Faridabad, Haryana
Hazardous waste generated (kg/d)	1000 kg/year PETP sludge and 10 litre/year (oil) (as per Form-4 of 2023-24)

Form-4 and 10 to be collected

F. Fuel/power consumption: Boiler not installed

❖ Specific Recommendations/Suggestions:
Observations:
<p>6. Specific freshwater consumption is 76.55 KL/MT which is higher as compared to typical requirement of 40 KL/MT in such process.</p> <p>7. Unit has made underground collection tank for effluent storage.</p> <p>8. Inlet BOD is too much lower against typical range of 700-1000 mg/l, indicating dilution at PETP inlet.</p> <p>9. As per analysis of samples collected from PETP inlet and outlet, high reduction in pollution parameters indicating dilution with freshwater in PETP at different stages</p>
Recommendations/Suggestions: The unit shall dismantle the provision of dilution.
Overall Compliance Status: Non-Complying (Dilution)

Photographs





<p>Fig.1: Manufacturing process area</p>  <p>32XW+ 68J, Barhi Industrial Area, Barhi, Haryana 131101, India Latitude 29.09759666° Longitude 77.04565219° Local 12:27:07 PM Altitude 224 meters GMT 06:57:07 AM Monday, 12.08.2024</p>	<p>Fig.2: ETP Inlet</p>  <p>Plot No 421, Barhi Industrial Area, Barhi, Haryana 131101, India Latitude 29.09758156° Longitude 77.04591057° Local 12:19:00 PM Altitude 223 meters GMT 06:49:00 AM Monday, 12.08.2024</p>
<p>Fig.3: Collection Tank</p> 	<p>Fig.4: Tube Settler</p> 



Fig.5: ETP inlet flow meter




Fig.6: ETP outlet flow meter



Fig.7: Sludge Drying Bed



Fig.8: Hazardous waste storage pit



Annexure – 63: M/s Modern Dyeing Pvt. Ltd.

INDUSTRY INSPECTION FORMAT (Textile)**A. General section****Date of inspection: 18.07.2024**

1.	Name of the unit with complete postal address:	M/s Modern Dyeing Pvt. Ltd., Plot No. 527, HSIIDC, Phase-II, Barhi, District-Sonipat, Haryana
2.	Spatial Co-ordinates (Latitude & longitude) in Decimal format only	29.1065375, 77.0380156
3.	Name of Contact person with designation Phone & Email:	Mr. Sandeep Kumar, Manager 9416811040 mdplbarhi@gmail.com
4.	Industry Operational status	Operational

B. Consent section

5.	Consent	Yes/No/Applied	Validity (Period)
	Air /Water	Yes	30.09.2027
	Hazardous waste authorization	Valid upto 30.09.2027	
	NOC from Haryana Water Resources Authority (HWRA)	Applied for renewal on 25.06.2024	Previous HWRA NOC expired on 10.06.2024

C. Production, Process and Infrastructure

Production details			
6.	Number of operational days in last three months	Production logbook not provided	
7.	Operation schedule (Operation hours/day)	12 Operation hours / day	
8.	Type of industry	I	II
	I. Natural fibres (N), Synthetic fibres (S), Blend (NS) II. Pre-treatment (Pt), Dyeing (D), Printing (Pr), Finishing (F), Garment washing (GW) III. Batch process (B), Continuous process (C)	N	Pt, D, F, GW
9.	Product manufactured (dyed yarn/dyed fabric/garments/denim)	Denim jeans	
10.	GSM of product (for fabric/ denim/ garment etc.)	650 gm (as informed)	
11.	Consumption of utility, water and raw materials per kg of material processed		
		As per consent	Average (last three months)

	Production in (Kg/Sq. meter/nos.)	Dyeing & washing of readymade Garments-20,000 Nos./day	2.94 MT/day (estimated @ 70 KL/Ton of production)		
	Steam (MT)	4 Ton/hr	18 ton/day (estimated on the basis of day working hours)		
	Water (KL)	505.83 KLD (as per previous NOC)	224.61 KLD (as per logbook submitted by the unit from May-24 to 17 th July-24)		
	Raw material (dyes & chemicals)	Dyes & Chemicals-360 kg/day	3 MT/day (estimated @ 70 KL/Ton of production)		
12.	Process details				
	Pretreatment	Yes (Desizing, Bleaching, Enzyme wash)			
	Dyeing	Yes			
	Printing	No			
	Finishing	Yes			
	Garment washing	Yes			
13.	Details of wet processing machinery (Nos. & Capacity)	25 Nos.-Dyeing & washing machine, 4 Nos.-Hydro extractor (Centrifuge type)			
14.	MLR of process machinery	1:5			
15.	Fresh Water consumption Availability of separate flow meter for domestic/process use: No				
	Sources of water	Totalizer reading (m³)	Water consumption (KL) (As per logbook submitted by the unit from May-24 to 17 th July-24)	Average water consumption (in KLD)	Logbook maintained (Yes/No)
	Borewell 1	248368.302 m ³ (25.8 m ³ /hr)	17519.67 KL	224.61 KLD	Yes
	Specific water consumption in KL/MT		76.40 KL/MT of Production		

D. Effluent management and disposal

16.	Flowmeters details	Availability (Yes/No)	Totalizer Reading (m³)
	Flow at inlet of PETP	Yes	233611.092 m ³ (26.9 m ³ /hr)
	Flow at outlet of PETP	Yes	357699.71 m ³ (30.1 m ³ /hr)
	Recycling points	Unit is not recycling PETP treated water in the mfg. operations, as informed	

17.	Effluent generation (KLD)	205.81 KLD (As per logbook submitted by the unit from May-24 to 17 th July-24)			
18.	Specific effluent generation (KL/MT of product)	70 KL/MT of Production			
19.	Effluent disposal (KLD)	195.59 KLD (As per logbook submitted by the unit from May-24 to 17 th July-24)			
20.	Specific effluent Disposal (KL/MT of product)	66.53 KL/MT of Production			
Primary Effluent Treatment Plant (PETP)					
21.	PETP status: Operational				
22.	Installed capacity (KLD): 1000 KLD Utilized capacity (KLD): 200 KLD				
23.	PETP consists of: (flow diagram) Collection tank→Bar screen→Equalization tank→Chemical dosing→Flocculation tank→Tube settler→Clear water tank→Color removal unit→Filtration→pH correction tank (underground)→discharge to CETP through pumping				
24.	Losses in PETP, %	4.96 %			
25.	Name of chemicals consumed at PETP along with quantity (kg/day)	Lime	76.9 kg/day		
		Ferrous sulfate	71.9 kg/day		
		Polyelectrolyte	1.3 kg/day		
		HCL	2.41 litre/day		
26.	Effluent disposal point	HSI IDC sewer line			
27.	Bypass arrangement for discharge of untreated effluent	Yes, unit has provision to bypass the untreated industrial effluent directly from the PETP's collection tank to final outlet of PETP to CETP.			
28.	Status of CPETP membership	Valid			
29.	Status of storm water management	HSI IDC storm water line			
30.	Effluent characteristics: as per analysis report of consented parameter				
	Parameter	PETP inlet	PETP outlet	Prescribed discharge norms	Compliance status BOD removal-88.4% and COD removal- 91.7 %, which is not possible with the existing treatment system installed by the unit (i.e., without any biological treatment), indicating dilution with fresh water in PETP at different stages
	pH	11.6	9.1	6.0-9.0	
	BOD (mg/l)	733	85	500	
	COD (mg/l)	1771	146	1400	
	TSS (mg/l)	1096	103	1500	
	TDS (mg/l)	12552	1372	2100	
	Oil & Grease (mg/l)	-	BDL	15	
Color (Hazen)	1540	BDL	-		

	NH3-N (mg/l)	-	BDL	-	Non-complying (Discharge norms & Dilution)									
	Total Cr (mg/l)	-	0.008	-										
	Sulphide (mg/l)	-	8.8	-										
	SAR	528	34	-										
	Phenolic compound	-	0.77	-										
31.	Ground water Analysis report													
	Parameters	pH	Colour (Hazen)	TDS	Total Hardness	Cl ⁻	F ⁻	SO ₄ ²⁻	NO ₃ -N	Total Alkalinity	COD			
	Values (mg/l)	8.5	BDL	742	57	96	4.2	76	2.34	58	BDL			
	Permissible limit*	6.5-8.5	15	2000	600	1000	1.5	400	-	600	-			
	Parameters	As	Cd	Co	Cr	Cu	Fe	Mn	Ni	Pb	Sb	Se	V	Zn
	Values (mg/l)	BDL	BDL	BDL	BDL	BDL	0.07	0.02	BDL	BDL	BDL	0.01	0.03	0.08
	Permissible limit*	0.01	0.003	-	-	0.05	0.3	0.1	0.02	0.01	-	0.01	-	5
	* As per Indian Standard for Drinking Water – Specification IS 10500: 2012													
32.	Sludge management & disposal													
	Mechanical system details (centrifuge/decanter etc.)			No										
	Sludge drying beds			Total Nos: 3 Nos.										
	Average quantity of sludge generated (Kg/day)			Logbook for PETP sludge generation not provided Calculated PETP sludge disposal- 30 kg/day, as per Form-10 dated 24.02.2024										
	Estimated sludge generation			204.37 kg/day + 15.01 kg chemical used = Total 219.38 kg/day										
33.	Separate Energy meter installed for PETP				Yes									
	Average Electric Consumption at PETP (KWh/day)				68.7 KWh/day (As per logbook submitted by the unit from May-24 to 17 th July-24)									

E. Hazardous waste section

34.	Hazardous waste management		
	Copy of agreement with recyclers/TSDF	Agreement with M/s Gujarat Enviro-Protection and Infrastructure (Haryana) Private Limited (GEPIL), Pali, Faridabad, Haryana, valid upto 05.04.2027	
	Hazardous waste generated (kg/d)	Details of PETP Sludge disposal (as per form 10):	
		Date	Quantity disposed
		19.10.2022	3.120 MT
		17.03.2023	2.930 MT
		29.08.2023	2.680 MT

			24.02.2024	3.610 MT
			Total	12.34 MT

30 kg/day as per Form 10

F. Fuel/power consumption

35.	Boiler capacity	4 ton/hr
36.	Stack height	30 meters
37.	APCD installed	Multi cyclone separator
38.	Type of fuel used	Biomass
39.	Fuel consumption (mention units)	Estimated fuel consumption (2.5 Ton steam/Ton of fuel)-9.6 Ton/day logbook not maintained for actual fuel consumption
40.	Estimated ash generation (@ 12 % of biomass briquette)	1.2 Ton/day - for estimated fuel consumption of 9.6 Ton/day
41.	Ash management	Disposal in low lying areas, as informed
42.	Remark on ash disposal	Logbook for ash generation/disposal not maintained. Unscientific disposal of fly ash cannot be ruled out.
43.	<p>Observations:</p> <ol style="list-style-type: none"> Actual PETP sludge generation (30 kg/day) & estimated PETP sludge generation based on effluent characteristics (219.38 kg/day) are not inline indicating that the unit is either not maintaining PETP sludge generation record properly or suspected unscientific disposal of generated PETP sludge. As per the analysis result of ground water sample collected from borewell, it is found non-complying w.r.t Indian Standard for Drinking Water – Specification IS 10500: 2012 for Fluoride (4.2 mg/l against 1.5 mg/l). As per the analysis result of sample collected from final PETP outlet/final discharge point to CETP sewer, it is found non-complying w.r.t notified discharge norms for pH (9.1 against consented norm of 6.0-9.0). As per the analysis result of sample collected from PETP inlet and final PETP outlet/final discharge point to CETP sewer, high reduction in pollution parameters is observed i.e., 88.4 % reduction in BOD and 91.7 % reduction in COD is not possible with the existing treatment scheme without biological treatment installed by the unit, hence indicating dilution with freshwater in PETP at different stages. The unit has a provision at PETP to bypass the untreated industrial effluent directly from the PETP's collection tank to final outlet of PETP to CETP. Also, the unit has provided a collection tank after filtration unit of PETP and from there the effluent is sent to CETP through underground line, hence dilution with fresh water in this collection tank is suspected. The unit is not maintaining logbook for fresh water consuming through municipal source i.e., HSIIDC fresh water supply line and fuel consumption in boiler. 	
44.	<p>Based on the inspection, following points are recommended:</p> <ol style="list-style-type: none"> Maintain record for fresh water consumption through municipal source i.e., HSIIDC fresh water supply line on daily basis Maintain record for fuel consumption in boiler on daily basis 	

	<ol style="list-style-type: none"> 3. Maintain record for ash generation & disposal on daily basis and ensure scientific disposal of the same. 4. Maintain proper record for PETP sludge generation on daily basis and ensure scientific disposal of the same. 5. Maintain proper record of production. 6. Dismantle the provision of bypass arrangement from collection tank to final outlet. 7. Dismantle the provision for dilution at PETP outlet. 8. Make provision to directly discharge the filtered effluent in to HSIIDC line, to rule out possibility of dilution. 9. Operate PETP in such a way to comply with notified discharge norms
45.	Compliance Status: Non-Complying (notified discharge norms and dilution)

Photographs

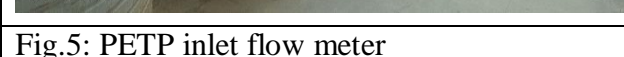





Fig.7: Final PETP outlet to CPETP sewer



Annexure – 64: M/s Global Wash Creation Pvt. Ltd.

INDUSTRY INSPECTION FORMAT (Textile)**A. General section****Date of inspection: 08.08.2024**

1.	Name of the unit with complete postal address:	M/s Global Wash Creation Pvt. Ltd., Plot No. 556, HSIIDC, Phase-II, Barhi, Sonipat, Haryana (Old Name: R.D. Texo Fab Pvt. Ltd.)
2.	Spatial Co-ordinates (Latitude & longitude) in Decimal format only	29.10895, 77.03932
3.	Name of Contact person with designation Phone & Email:	Mr. Siloj Das, Plant Manager 7210697031 engineering@globalwashcreation.com
4.	Industry Operational status	Operational

B. Consent section

5.	Consent	Yes/No/Applied	Validity (Period)
	Air /Water	Yes	30.09.2027
	Hazardous waste authorization	Yes	30.09.2027
	NOC from Haryana Water Resources Authority	No borewell	

C. Production, Process and Infrastructure

Production details			
6.	Number of operational days in last three months	57 days	
7.	Operation schedule (Operation hours/day)	24 hours/day	
8.	Type of industry I. Natural fibres (N), Synthetic fibres (S), Blend (NS) II. Pre-treatment (Pt), Dyeing (D), Printing (Pr), Finishing (F), Garment washing (GW) III. Batch process (B), Continuous process (C)	I N	II Pt, D, F,GW
		III B	
9.	Product manufactured (dyed yarn/dyed fabric/garments/denim)	Denim	
10.	GSM of product (for fabric/ denim/ garment etc.)	650 gm/jeans	
11.	Consumption of utility, water and raw materials per kg of material processed		
		As per consent	Average (As per logbook provided by the unit from June-24 to 5 th Aug-24)
	Production in (Kg/ Sq. meter/ nos.)	1. Washing & Dyeing of Fabric-5000 Nos./day	8052 nos./day or 5.23 MT/day

		2. Washing & Dyeing of Garments-5000 Nos./day	
	Steam (MT)	1.5 ton/hr	26.15 T/day (as per day operating hours)
	Water (KL)	-	65.75 KLD
	Raw material (dyes & chemicals)	Garments-5000 nos./day Fabric-5000 sq. meter	8563.25 nos./day
12.	Process details		
	Pretreatment	Yes-Washing & Softening	
	Dyeing	Yes	
	Printing	No	
	Finishing	Yes	
	Garment washing	Yes-Jeans washing	
13.	Details of wet processing machinery (Nos. & Capacity)	Dryer-6 Nos., Hydro-2 Nos. & Washing machine-14 Nos.	
14.	MLR of process machinery	1:4	
15.	Fresh Water consumption Availability of separate flow meter for domestic/process use: No		
	Sources of water	Totalizer reading (m³)	Water consumption (KL) (As per logbook provided by the unit from June-24 to 5 th Aug-24)
			Average water consumption (in KLD)
			Logbook maintained (Yes/No)
	HSI IDC	1652 m ³	3308 KL
	Tanker	NA	440 KL
			58.04 KLD
			7.72 KLD
	Specific water consumption in KL/MT	12.56 KL/MT of production	

D. Effluent management and disposal

16.	Flowmeters details	Availability (Yes/No)	Totalizer Reading (m³/hr.)
	Flow at inlet of PETP	Yes	67139.9 m ³ (17.367 m ³ /hr)
	Flow at outlet of PETP	Yes, but non-operational from 3-4 days due to rain as informed	
	Recycling points	90 % of PETP treated waste water is recycled in mfg. operations and remaining treated waste water is sent to CETP-Barhi	
17.	Effluent generation (KLD)	278.39 KLD (As per logbook provided by the unit from June-24 to 5 th Aug-24)	

18.	Specific effluent generation (KL/MT of product)	53.19 KL/MT of production			
19.	Effluent disposal (KLD)	55.77 KLD (As per logbook provided by the unit from June-24 to 5 th Aug-24)			
20.	Specific effluent Disposal (KL/MT of product)	10.66 KL/MT of production			
21.	Recycled water consumption (Avg. in KLD)	223.47 KLD (As per logbook provided by the unit from June-24 to 5 th Aug-24)			
22.	Specific recycled water consumption (KL/MT of product)	42.70 KL/MT of production			
Primary Effluent Treatment Plant (PETP)					
23.	PETP status: Operational				
24.	Installed capacity (KLD): 500 KLD Utilized capacity (KLD): 300 KLD				
25.	PETP consists of: (flow diagram) Mechanical screening → Equalization tank → Chemical dosing → Neutralization tank → Oxidation tank → MBR → 90 % treated water used in mfg. process → remaining treated waste water to CETP Sludge from MBR → Filter press → Sludge drying → sent to GEPIL				
26.	Name of chemicals consumed at PETP along with quantity	Hypo	50.19 Liters/day		
		Cetric	1.22 Liters/day		
		Polyelectrolyte	0.07 kg/day		
27.	Effluent disposal point	90 % of PETP treated waste water is recycled in mfg. operations and remaining treated waste water is sent to CETP-Barhi through HSIIDC sewer			
28.	Bypass arrangement for discharge of untreated effluent	No			
29.	Status of CETP membership	Valid			
30.	Status of storm water management	HSIIDC storm water line			
31.	Effluent characteristics: as per analysis report of consented parameter				
	Parameter	PETP inlet	PETP outlet	Prescribed discharge norms	Compliance status
	pH	6.8	8.1	6.0-9.0	BOD at PETP inlet is too much lower against typical range of 700-1000 mg/l, indicating dilution at PETP inlet
	BOD (mg/l)	386	4	500	
	COD (mg/l)	863	60	1400	
	TSS (mg/l)	130	28	1500	
	TDS (mg/l)	964	1004	2100	
	Oil & Grease (mg/l)	-	BDL	15	
	Color (Hazen)	131	BDL	-	
	NH3-N (mg/l)	-	4	-	Non-complying (Dilution)

	Total Cr (mg/l)	-	0.008	-	
	Sulphide (mg/l)	-	23	-	
	SAR		59	-	
	Phenolic compound	-	BDL	-	
32.	Sludge management & disposal				
	Mechanical system details (centrifuge/decanter etc.)	Filter press-1 no.			
	Sludge drying beds	Total Nos: 02 nos. sludge drying MS tanks			
	Average quantity of sludge generated (Kg/day)	37.95 kg/day (As per logbook provided by the unit from June-24 to 5 th Aug-24)			
	Estimated sludge generation	28.39 kg/day			
33.	Separate Energy meter installed for PETP	Yes			
	Average Electric Consumption at PETP (KWh/day)	464.63 KWh/day (As per logbook provided by the unit from June-24 to 5 th Aug-24)			

E. Hazardous waste section

34.	Hazardous waste management	
	Copy of agreement with recyclers/TSDF	Valid upto 20.03.2029
	Hazardous waste generated (kg/d)	PETP sludge-37.95 kg/day (As per logbook provided by the unit from June-24 to 5 th Aug-24) As per one Form-10 submitted by the unit, it has disposed 8.718 MT of PETP sludge to GEPIL, Faridabad, Haryana on 22.03.2024.
Form-4 and 10 to be collected		

F. Fuel/power consumption

35.	Boiler capacity	1.5 Ton/hr
36.	Stack height	30 meter
37.	APCD installed	NA
38.	Type of fuel used	PNG
39.	Fuel consumption (mention units)	1096.63 Std. Cubic meter/day (As per logbook provided by the unit from June-24 to 5 th Aug-24)
40.	Observations:	
	<ol style="list-style-type: none"> The unit is fulfilling its fresh water requirement through HSIIDC fresh water line and through tankers, the unit has no borewell. As informed by the unit representative, the manufacturing operations of the unit has been started from last 7-8 months only and they have sent PETP sludge to GEPIL once only. As per one Form-10 submitted by the unit, it has disposed 8.718 MT of PETP sludge to GEPIL, Faridabad, Haryana on 22.03.2024. Unit has one underground storage tank of 6 lakh liters capacity, in which fresh water from HSIIDC and treated waste water from PETP is stored and then it is reused in the manufacturing operations in the plant, as informed. 	

	<p>4. As informed, the unit's name has been changed from M/s R.D. Texo Fab Pvt. Ltd. to M/s Global Wash Creation Pvt. Ltd. and for the same the unit submitted a letter dated 13.07.2023 to HSPCB to transfer the valid CTO and Hazardous waste authorization issued to M/s R.D. Texo Fab Pvt. Ltd. to M/s Global Wash Creation Pvt. Ltd. Unit has submitted copy of the letter dated 13.07.2023.</p> <p>5. As per the analysis result of sample collected from PETP inlet, BOD value found too much lower i.e., 386 mg/l against typical range of 700-1000 mg/l, indicating dilution at PETP inlet.</p>
41.	<p>Specific recommendations/suggestions: Operate PETP in such a way to comply with notified discharge norms</p>
42.	<p>Compliance Status: Non-Complying (dilution)</p>
43.	<p>Inspection team details:</p>

Photographs

Fig.1: Display board



Fig.2: Manufacturing process area



Fig.3: Chemical storage



Fig.4: PETP set up



Fig.5: PETP inlet flow meter



Fig.6: PETP outlet flow meter



Annexure – 65: M/s Shivam Enterprises

INDUSTRY INSPECTION FORMAT (Textile)**A. General section****Date of inspection: 07.08.2024**

1.	Name of the unit with complete postal address:	M/s Shivam Enterprises, Plot No. 274, HSIIDC, Barhi, Dist. Sonapat, Haryana
2.	Spatial Co-ordinates (Latitude & longitude) in Decimal format only	Latitude: Longitude:
3.	Name of Contact person with designation Phone & Email:	Mr. Ashish Garg, Plant Manager 8950206141 gupta.ashish@gmail.com
4.	Industry Operational status	Operational

B. Consent section

(Attach valid copies, or if expired then attach recent expired copies along with copy of application)

5.	Consent	Yes/No/Applied	Validity (Period)
	Air /Water	Yes	30.09.2025
	Hazardous waste authorization	Yes	30.09.2025
	NOC from Haryana Water Resources Authority (HWRA)	01 Borewell in operational condition found within premises, NOC from HWRA obtained for groundwater abstraction from 01 borewell @ 57 KLD Date of validity not mentioned on NOC Applied for renewal on 23.01.2024	

C. Production, Process and Infrastructure

Production details		
6.	Number of operational days in last three months: May – 24: 12 days; June – 24: 20 days; July – 24: 23 days; Upto 07th August 2024: 05 days; Total – 60 days	
7.	Operation schedule (Operation hours/day)	Day shift (08 hrs. approx.)
8.	Type of industry:	Textile industry: Cotton trouser washing
	Natural fibres (N), Synthetic fibres (S), Blend (NS)	Not applicable
	Pre-treatment (Pt), Dyeing (D), Printing (Pr), Finishing (F), Garment washing (GW)	Pre-treatment: Desizing, softening Garment washing
	Batch process (B), Continuous process (C)	Batch process
9.	Product manufactured (dyed yarn/dyed fabric/garments/denim)	Washed Cotton trouser
10.	Avg. Weight of garment (raw material)	As informed by the unit representative 01 piece = 0.8 kg approx.
11.	Consumption of utility, water and raw materials per kg of material processed	

		As per consent	Average of last three months		
	Production (Kg/ Sq. meter/ nos.)	Details not mentioned in consent	Total 41300 pieces processed in last three months; Avg. – 550.67 kg/day		
	Steam (MT)		No boiler		
	Water (KL)	57 KLD	12.65 KLD		
	Raw material (dyes & chemicals)	Details not mentioned in consent	Details not provided		
12.	Process details				
	Pretreatment	Desizing, Bleaching, Washing			
	Dyeing	Yes			
	Printing	No printing			
	Finishing	Calendering machine/ Mechanical Press			
	Garment washing	No Garment washing, only fabric washing			
13.	Details of wet processing machinery (Nos. & Capacity)	As informed by plant supervisor/machine operator during visit, the wet process machinery details are mentioned below:			
		Machine no.	Material loading Capacity	Water loading Capacity	
		1	100 pieces	500 Ltr.	
		2	100 pieces	500 Ltr.	
		4	100 pieces	500 Ltr.	
		Machine no. 3 & 5 are for drying			
14.	MLR of process machinery	1:5			
15.	Fresh Water consumption Availability of separate flow meter for domestic/process use: Domestic use from HSIIDC supply, and industrial use from Borewell				
	Sources of water	Totalizer reading (m³)	Water consumption (KL) (Total of last three months)	Average water consumption (in KLD)	Logbook maintained (Yes/No)
	Borewell	009637.078	12.65 KLD		Yes
	Municipal sources (HSIIDC supply)	Logbook/ HSIIDC bills not provided			No
	Specific freshwater consumption			22.98 KL/MT	

D. Effluent management and disposal

16.	Flowmeters details	Availability (Yes/No)	Instant & Totalizer Reading
	Flow at inlet	Yes	10.1 m ³ /hr; 009638.362 m ³
	Flow at outlet	Yes	00709 m ³
	Recycling points	No recycling	
17.	Effluent generation (KLD)	Logbook/data not maintained Estimated: 8.66 KLD	

18.	Specific effluent generation (KL/MT of product)	15.72 KL/MT		
19.	Effluent disposal (KLD)	8.4 KLD		
20.	Specific effluent Disposal (KL/MT of product)	15.25 KL/MT		
21.	Recycled water consumption (Avg. in KLD)	No effluent recycling		
22.	Specific recycled water consumption (KL/MT of product)			
Primary Effluent treatment plant (PETP)				
23.	PETP status: Operational			
24.	Installed capacity (KLD): 120 KLD			
25.	PETP consists of: (flow diagram) Raw effluent collection tank → Chemical mixing tank → Reaction tank → Tube settler → Filtration units → Outlet <i>Remark: The existing PETP can reduce BOD upto 50%, COD upto 60% & TDS upto 25% only</i>			
26.	Losses in PETP, %	3 %		
27.	Name of chemicals consumed at PETP along with quantity (kg/day)	Lime	1.5 kg/day	
		Alum	1.5 kg/day	
		Polyelectrolyte	100 gm/day approx.	
		Total	3.1 kg/day	
28.	Effluent disposal point	HSI IDC sewer line		
29.	Bypass arrangement for discharge of untreated effluent	Not found		
30.	Status of CETP membership	Yes, (HSI IDC bills provided for duration 01.07.2023 – 31.12.2023)		
31.	Status of storm water management	Rain harvesting pit/HSI IDC storm water channel		
32.	Effluent characteristics:			
	Samples analyzed at laboratory of HSPCB, Regional Office Faridabad			
	PETP outlet sample collected from final outlet line after filtration unit			
	Parameter	PETP inlet	PETP outlet	Prescribed discharge norms
	pH	7.36	7.56	6.0-9.0
	BOD (mg/l)	85	13	500
	COD (mg/l)	448	56	1400
	TSS (mg/l)	245	15	1500
	TDS (mg/l)	2520	850	2100
Oil & Grease (mg/l)	17.6	BDL	15	
NH3-N (mg/l)	18.21	5.60	-	
<ul style="list-style-type: none"> With existing treatment scheme, such a high reduction in pollution parameters indicates dilution with freshwater in PETP at different stages Inlet BOD is too much lower against typical range of 700- 				

	Total Cr (mg/l)	2.17	BDL	-	1000 mg/l, indicating dilution at PETP inlet Non-Complying (Dilution)
	Sulphides (mg/l)	5.6	BDL	-	
	SAR	93.54	60.81	-	
	Phenolic compound	1.35	BDL	-	
33.	Sludge management & disposal				
	Mechanical system details (centrifuge/decanter etc.)			No mechanical system	
	Sludge drying beds			Total Nos: 03	
	Average quantity of sludge generated (Kg/day)			02 kg/day	
	Estimated sludge generation			= (Inlet TSS load – Outlet TSS load) + 10 % of PETP chemical consumption = 1.99 + 0.31 = 2.30 kg/day	
34.	Separate Energy meter installed for PETP			Yes; Reading – 009835 kWh	
	Average Electric Consumption at PETP (KWh/day)			9 kWh/day	

E. Hazardous waste section

35.	Hazardous waste management	
	Authorization status	Valid upto 30.09.2025
	Copy of agreement with recyclers/TSDF	Agreement with TSDF i.e. M/s Gujarat Enviro Protection And Infrastructure (Haryana) Pvt. Ltd, on date 15.05.2024 having validity upto 05 years from 27.06.2024 for disposal of hazardous waste (PETP sludge)
	Hazardous waste generated (kg/d)	PETP sludge generation @ 02 kg/day (as per data provided by unit) As per Form 10 dated 24.02.2024: 0.4 MT PETP Sludge

F. Fuel consumption & Air pollution control

36.	Boiler capacity	Electric boiler – 500 kg/hr
37.	Stack height & name of APCD installed	Not applicable
38.	Type of fuel used with consumption quantity	
39.	Estimated ash generation (@ 12 % of biomass briquette)	
40.	Ash management	
41.	Remark on ash disposal	

G. Specific observations/Key issues

- Specific fresh water consumption is too much lower against std. for specific quality (70-75 KL/MT) indicating that fresh water consumption logbook is not properly/correctly maintained.
- With existing treatment scheme, such a high reduction in pollution parameters indicating dilution with freshwater in PETP at different stages

- Inlet BOD is too much lower against typical range of 700-1000 mg/l, indicating dilution at PETP inlet

H. Overall compliance status: Non-Complying (Dilution)

Photographs taken during visit





Photo 7: PETP energy meter



Photo 8: PETP outlet flow meter



Photo 9: PETP Tertiary filtration units & outlet



Photo 10: Sludge drying beds

INDUSTRY INSPECTION FORMAT (Textile)**A. General section****Date of inspection:** 09.08.24

1.	Name of the unit with complete postal address:	M/s: Color Zone Plot no. 598, HSIIDC Phase II, Barhi, Sonapat, Haryana
2.	Spatial Co-ordinates (Latitude & longitude) in Decimal format only	29.11452, 77.04083
3.	Name of Contact person with designation Phone & Email:	Mr. Sarthak Sharma (9075011711) Mr. Arun Sharma (9536776511)
4.	Industry Operational status	Operational

B. Consent section

(Attach valid copies, or if expired then attach recent expired copies along with copy of application)

5.	Consent	Yes/No/Applied	Validity (Period)
	Air /Water	Yes	30.09.2027
	Hazardous waste authorization	Yes	30.09.2027
	NOC from Haryana Water Resources Authority	Applied (on 13.01.024)	Expired on 17.07.23 for abstraction of 150 m ³ /day ground water

C. Production, Process and Infrastructure

Production details			
6.	Number of operational days in last three months	~78 days	
7.	Operation schedule (Operation hours/day)	12 Hrs. per day	
8.	Type of industry I. Natural fibres (N), Synthetic fibres (S), Blend (NS) II. Pre-treatment (Pt), Dyeing (D), Printing (Pr), Finishing (F), Garment washing (GW) III. Batch process (B), Continuous process (C)	I	II
		N	Pt, D
		III	B
9.	Product manufactured (dyed yarn/dyed fabric/garments/denim)	Dyeing & washing of denim	

10.	GSM of product (for fabric/ denim/ garment etc.)	Avg. 700 gm			
11.	Consumption of utility, water and raw materials per kg of material processed				
		As per consent		Average (last three months)	
	Production in (Kg/MT/ Sq. meter/ nos.)	1500 nos./day		1000 nos./day (~700 kg/d)	
	Steam (MT)	NA		NA	
	Water (KL)	150		76.5	
	Raw material (dyes & chemicals)	51kg/day		76 kg/day as per data	
12.	Process details				
	Pretreatment	Desizing, washing			
	Dyeing	Reactive dyeing			
	Finishing	Drying			
	Garment washing	Denim jeans washing			
13.	Details of wet processing machinery (Nos. & Capacity)	Washing machine -9 nos. (100 kg each) Tumbler -2 nos. Hydro extractor – 2 nos.			
14.	MLR of process machinery	1:4			
15.	Fresh Water consumption Availability of separate flow meter for domestic/process use: No				
	Sources of water	Totalizer reading (m³)	Water consumption (KL) (Total of last three months)	Average water consumption (in KLD)	Logbook maintained (Yes/No)
	Borewell 1	16771.36	1450	24	Yes
	Municipal sources	Not readable	207 (as per supply bill)	8.7	No
	Specific water consumption in KL/MT		46.6 (as per fresh water consumption data from 1 st June to 9 th August 2024)		

D. Effluent management and disposal

16.	Flowmeters details	Availability (Yes/No)	Totalizer Reading (m³/hr.)
	Flow at inlet	Yes	271.76
	Flow at outlet	Yes	96648.57
	Recycling points	No	NA
17.	Effluent generation (KLD)	22.3 (Total 156.2 KL since 01.08.24 to 09.08.24) Electromagnetic flow meter recently installed at ETP inlet	
18.	Specific effluent generation (KL/MT of product)	31.87	

19.	Effluent disposal (KLD)	15 KLD (1 st June to 9 th August 2024)			
20.	Specific effluent Disposal (KL/MT of product)	21.38 (31.42 KL/MT since 01.08.24 to 09.08.24)			
21.	Recycled water consumption (Avg. in KLD)	No recycling			
Primary Effluent Treatment Plant (PETP)					
22.	PETP status: Operational				
23.	Installed capacity: 125 KLD Utilized capacity: 75 KLD				
24.	PETP consists of: (flow diagram) Collection tank – Flash mixture – Tube settler – Filtration system – HSIIDC sewer				
25.	Losses in PETP, %	1 %			
26.	Name of chemicals consumed at PETP along with quantity (kg/day)	Lime	3 kg/day		
		Alum	1.5kg/day		
		Polyelectrolyte	15 gm/day		
27.	Effluent disposal point	HSIIDC sewer line/other			
28.	Bypass arrangement for discharge of untreated effluent	Not observed			
29.	Status of CETP membership	Yes			
30.	Status of storm water management	Rain harvesting pit/HSIIDC storm water line			
31.	Effluent characteristics: as per analysis report of consented parameter				
	Parameter	PETP inlet	PETP outlet	Prescribed discharge norms	Compliance status <ul style="list-style-type: none"> With existing treatment scheme such a high reduction in pollution parameters indicates dilution with freshwater in PETP at different stages Inlet BOD is too much lower against typical range of 700-1000 mg/l, indicating dilution at PETP inlet Non – complying (Dilution)
	pH	1.96	8.85	6.0-9.0	
	BOD (mg/l)	88	32	500	
	COD (mg/l)	448	160	1400	
	TSS (mg/l)	260	54	1500	
	TDS (mg/l)	12150	1070	2100	
	Oil & Grease (mg/l)	15.8	BDL	15	
	NH3-N (mg/l)	16.42	5.6	-	
	Total Cr (mg/l)	2.08	0.15	-	
	Sulphides (mg/l)	6.4	0.8	-	
SAR	56.48	19.31	-		

	Phenolic compound	1.06	BDL	-	
32.	Sludge management & disposal				
	Mechanical system details (centrifuge/decanter etc.)	Not provided			
	Sludge drying beds	Total Nos: 3 nos.			
	Average quantity of sludge generated (Kg/day)	~5.8 kg/day (1 MT) in last 172 operational days from 10.06.23 to 02.01.2024 as per Form 4 & Form 10 dated 02.01.24			
	Estimated sludge generation (40% of inlet TSS load)	4.7 kg (as per TSS removed) + 0.5 kg (daily chemical used) = Total 5.2 kg/day			
	Remarks	Estimated PETP sludge generation & actual generation data are inline			
33.	Separate Energy meter installed for PETP	Yes			
	Average Electric Consumption at PETP (KWh/day)	14.57			

E. Hazardous waste section

34.	Hazardous waste management	
	Authorization status	Yes available
	Copy of agreement with recyclers/TSDf	Agreement with Gujarat Enviro Protection & Infrastructure (Haryana) Private Limited (GEPIL)
	Hazardous waste generated (kg/d)	5.8 kg/day as per Form 10. Logbook for daily sludge generation is not maintained
Form-4 and 10 to be collected		

F. Fuel/power consumption

35.	Boiler capacity	Instead of boiler unit has provided the heater for temperature/heat requirement
36.	Type of fuel used	Operation by electricity
37.	Specific observation: <ol style="list-style-type: none"> PETP plant installed is based on the physico-chemical treatment for removal of suspended solids (TSS) & organics (BOD, COD) only. However, 92 % reduction in dissolve solid (TDS) observed in PETP without TDS reduction unit indicate dilution of PETP outlet with fresh water. Thus, unit shall be considered non-complying. Specific fresh water consumption is too much lower against std. for specific quality (70-75 KL/MT) indicating that fresh water consumption logbook is not properly/correctly maintained. Effluent generation should be approx. 85% of fresh water consumption, however in this case effluent generation is 68% of fresh water consumptions, which indicates that fresh water consumption/effluent generation/effluent discharge logbook is not properly/correctly maintained. 	

	4. Losses of 32 % water observed in the processing of raw material.
38.	<p>Recommendations:</p> <ol style="list-style-type: none"> 1. Unit shall immediately dismantle the provision of dilution of PETP outlet by fresh water. 2. Unit shall explore the possibility of reducing specific water consumption by implementation of cleaner technology as per CPCB charter.

G. Overall compliance status: Non – complying (Dilution)

Photographs

Fig.1: Entrance gate



Fig.2: Process area



Fig.3: Borewell flow meter



Fig.4: ETP



Fig.5: Flow meter at ETP inlet



Fig.6: Flow meter at ETP outlet



Annexure – 67: M/s Denim Touch

INDUSTRY INSPECTION FORMAT (Textile)**A. General section**

Date of inspection: 12.08.24

1.	Name of the unit with complete postal address:	M/s Denim Touch Plot no. 600, HSIIDC Phase II, Barhi, Sonapat, Haryana
2.	Spatial Co-ordinates (Latitude & longitude) in Decimal format only	29.10998, 77.040937
3.	Name of Contact person with designation	Mr. Navneet (9315648425) Mr. Honey (9056099373)
4.	Industry Operational status	Operational

B. Consent section

(Attach valid copies, or if expired then attach recent expired copies along with copy of application)

5.	Consent	Yes/No/Applied	Validity (Period)
	Air /Water	Yes	30.09.2026
	Hazardous waste authorization	Not available	NA
	NOC from Haryana Water Resources Authority	Not available	NA

C. Production, Process and Infrastructure

Production details			
6.	Number of operational days in last three months	Information not provided	
7.	Operation schedule (Operation hours/day)	Day hour operation	
8.	Type of industry I. Natural fibres (N), Synthetic fibres (S), Blend (NS) II. Pre-treatment (Pt), Dyeing (D), Printing (Pr), Finishing (F), Garment washing (GW) III. Batch process (B), Continuous process (C)	I	II
		N	Pt, D
		III	B
9.	Product manufactured (dyed yarn/dyed fabric/garments/denim)	Dyeing & washing of denim	
10.	GSM of product (for fabric/ denim/ garment etc.)	Avg. 700 gm	
11.	Consumption of utility, water and raw materials per kg of material processed	As per consent	
		Average (last three months)	

	Production in (Kg/MT/ Sq. meter/ nos.)	No information provided by unit representative, no logbook found maintained			
	Steam (MT)	Consented production: 4000 no./day (2.8 T/day)			
	Water (KL)	Actual production: 1500 No./day i.e.1.05 T/day (As informed by unit representative)			
	Raw material (dyes & chemicals)				
12.	Process details				
	Pretreatment	Desizing, washing			
	Dyeing	Reactive dyeing			
	Finishing	Drying			
	Garment washing	Denim jeans washing			
13.	Details of wet processing machinery (Nos. & Capacity)	Washing & dyeing machine -9 nos. Tumble dryer			
14.	MLR of process machinery	1:6			
15.	Fresh Water consumption Availability of separate flow meter for domestic/process use: No				
	Sources of water	Totalizer reading (m³)	Water consumption (KL) (Total of last three months)	Average water consumption (in KLD)	Logbook maintained (Yes/No)
	Borewell 1	15167	Data not maintained	Estimated consumption: 70 KLD	No
	Municipal sources	Not readable	Data not maintained	8	No
	Specific water consumption in KL/MT		78		

D. Effluent management and disposal

16.	Flowmeters details	Availability (Yes/No)	Totalizer Reading (m³)
	Flow at PETP inlet	No	NA
	Flow at PETP outlet	Yes	13516
	Recycling points	No recycling	NA
17.	Effluent generation (KLD)	Data not available due to lack of flow meter Estimated generation: 66 KLD (considering 15% process losses)	
18.	Effluent disposal (KLD)	Data not maintained Estimated disposal: 65 KLD (considering typical 2% losses in PETP))	
19.	Specific effluent Disposal (KL/MT of product)	65	

20.	Recycled water consumption (Avg. in KLD)	No recycling			
Primary Effluent Treatment Plant (PETP)					
21.	PETP status: Operational				
22.	Installed capacity: 125 KLD Utilized capacity: 75 KLD				
23.	ETP consists of: (flow diagram) Collection tank – Flash mixture – Tube settler – Filtration system – HSIIDC sewer				
24.	Name of chemicals consumed at PETP along with quantity (kg/day)	PETP found operating without any chemical treatment			
25.	Effluent disposal point	HSIIDC sewer line			
26.	Bypass arrangement for discharge of untreated effluent	Sewage, storm water, fresh water & effluent line all are found connected at outlet discharge pit connected to the HSIIDC sewer line			
27.	Status of CETP membership	Yes			
28.	Status of storm water management	HSIIDC sewer line			
29.	Effluent characteristics: as per analysis report of consented parameter				
	Parameter	PETP inlet	PETP outlet	Prescribed discharge norms	Compliance status
	pH	7.42	7.64	6.0-9.0	<ul style="list-style-type: none"> With existing treatment scheme such a high reduction in pollution parameters indicates dilution with freshwater in PETP at different stages Inlet BOD is too much lower against typical range of 700-1000 mg/l, indicating dilution at PETP inlet <p>Non – complying (Dilution)</p>
	BOD (mg/l)	125	6	500	
	COD (mg/l)	648	36	1400	
	TSS (mg/l)	425	21	1500	
	TDS (mg/l)	1360	910	2100	
	Oil & Grease (mg/l)	17.2	BDL	15	
	NH3-N (mg/l)	19.6	6.72	-	
	Total Cr (mg/l)	5.7	0.005	-	
	Sulphides (mg/l)	8.0	0.4	-	
	SAR	80.51	19.31	-	
	Phenolic compound	1.61	ND	-	
30.	Sludge management & disposal				
	Mechanical system details (centrifuge/decanter etc.)		Not provided		
	Sludge drying beds		Total Nos: 3 nos.		

	Average quantity of sludge generated (Kg/day)	Data not maintained
	Estimated sludge generation	26.6 kg/day
	Remarks	PETP sludge generation & disposal data are not maintained. Suspected un-scientific disposal of sludge can't be rule out
31.	Separate Energy meter installed for ETP	No

E. Hazardous waste section

32.	Hazardous waste management	
	Authorization status	Yes available
	Copy of agreement with recyclers/TSDF	Data not available
	Hazardous waste generated (kg/d)	Estimated generation: 26.6 kg/day. Logbook for daily sludge generation is not maintained
Form-4 and 10 to be collected		

F. Fuel/power consumption

33.	Boiler capacity	Baby boiler having capacity around 400 kg/hr. found installed which was non-operational during visit. However, as per CTO, unit has to install 1 MT/hr. LPG fired boiler to meet the process requirement.
34.	Type of fuel used	No fuel details provided.
35.	<p>Specific observation:</p> <ol style="list-style-type: none"> PETP plant installed is based on the physico-chemical treatment for removal of suspended solids (TSS) & organics (BOD, COD) only. However, 96 % reduction in BOD & COD with exiting treatment scheme without biological system is not possible which indicate suspected dilution with fresh water. Thus, unit shall be considered non-complying. Unit has not maintained data related to plant (production, fresh water consumption) & PETP operation (inlet/ outlet flow, sludge generation, chemical consumption etc.). Inlet BOD is too much lower against typical range of 700-1000 mg/l, indicating dilution at PETP inlet. PETP found operating without any coagulants & flocculants dosing. Filtration system also found in bypassed condition. Sewage, storm water, fresh water & effluent line all are found connected in to outlet discharge pit connected to the HSIIDC sewer line 	
36.	<p>Based on the inspection following is recommended:</p> <ol style="list-style-type: none"> Dismantle the provision of dilution of PETP outlet by fresh water. Maintain logbook for plant & PETP operational data Operate PETP as per standard operating procedure. Dismantle all the line except PETP outlet from the outlet discharge pit. Display name & unit address at entry gate Obtain hazardous waste authorization. Obtain NOC for ground water abstraction from Haryana water resources authority. 	

Photographs

Fig.1: Entrance gate without unit name & address



Fig.2: Process area



Fig.3: Borewell flow meter



Fig.4: PETP



Fig.5: Flow meter at ETP outlet



Fig.6: Outlet discharge pit showing multiple outlet



Fig 7: Filtration system



Fig 8: non-operational chemical dosing system



Annexure – 68: M/s Denim Craze

INDUSTRY INSPECTION FORMAT (Textile)**A. General section****Date of inspection: 07.08.2024**

1.	Name of the unit with complete postal address:	M/s Denim Craze, Plot No. 550-553, HSIIDC, Phase-II, Barhi, Sonipat, Haryana
2.	Spatial Co-ordinates (Latitude & longitude) in Decimal format only	29.10814, 77.03825
3.	Name of Contact person with designation Phone & Email:	Mr. Prem Prakash Production Head 9910061275 denimcraze18@gmail.com
4.	Industry Operational status	Operational

B. Consent section

5.	Consent	Yes/No/Applied	Validity (Period)
	Air /Water	Yes	30.09.2026
	Hazardous waste authorization	Yes	30.09.2026
	NOC from Haryana Water Resources Authority	Applied	

C. Production, Process and Infrastructure

Production details			
6.	Number of operational days in last three months		36 days
7.	Operation schedule (Operation hours/day)		Day hours
8.	Type of industry I. Natural fibres (N), Synthetic fibres (S), Blend (NS) II. Pre-treatment (Pt), Dyeing (D), Printing (Pr), Finishing (F), Garment washing (GW) III. Batch process (B), Continuous process (C)	I	II
		N, S	Pt, D, F, GW
		III	B
9.	Product manufactured (dyed yarn/dyed fabric/garments/denim)		Dyed Denim/Shirts
10.	GSM of product (for fabric/ denim/ garment etc.)		Jeans-500 gm Shirt-200 gm
11.	Consumption of utility, water and raw materials per kg of material processed		
		As per consent	Average (last three months)
	Production in (Kg/ Sq. meter/ nos.)	Dyeing & washing of Garments-1,00,000 Nos./day	2481 Nos./day or 1.24 MT/day (As per logbook provided by

			the unit from Jul-24 to 7 th Aug-24)
	Steam (MT)	1 Ton/hr	6.2 T/day
	Water (KL)	500 KLD (as per previous NOC)	103.69 KLD (As per logbook provided by the unit from Jul-24 to 7 th Aug-24)
	Raw material (dyes & chemicals)	Garments-1,00,000 Nos./day	Logbook not provided
12.	Process details		
	Pretreatment	Yes	
	Dyeing	Yes	
	Printing	No	
	Finishing	Yes	
	Garment washing	Yes	
13.	Details of wet processing machinery (Nos. & Capacity)	16 washing machine of 200 kg	
14.	MLR of process machinery	1:4	
15.	Fresh Water consumption Availability of separate flow meter for domestic/process use: Yes, fresh water from HSIIDC is used for domestic purpose and fresh water from the borewell is used for industrial purpose only, as informed		
	Sources of water	Totalizer reading (m³)	Water consumption (KL) (As per borewell logbook provided by the unit from Jul-24 to 7 th Aug-24)
	Borewell 1	114378.23	3733 KL
	Average water consumption (in KLD)	103.69 KLD	Logbook maintained (Yes/No)
	Specific water consumption in KL/MT	83.59 KL/MT of Production	

D. Effluent management and disposal

16.	Flowmeters details	Availability (Yes/No)	Totalizer Reading (m³/hr.)
	Flow at inlet of PETP	Yes	144848.114 m ³ (14.6 m ³ /hr)
	Flow at outlet of PETP	Yes	48892.248 m ³ (2.94 m ³ /hr)
	Recycling points	Unit is not recycling PETP treated water in the mfg. operations, as informed	
17.	Effluent generation (KLD)	86.8 KLD (estimated @ 70 KL/Ton of production) Flow meter installed at PETP inlet, but logbook not maintained	
18.	Specific effluent generation (KL/MT of product)	69.97 KL/MT of Production	
19.	Effluent disposal (KLD)	87.64 KLD (As per logbook provided by the unit from Jul-24 to 7 th Aug-24)	

20.	Specific effluent Disposal (KL/MT of product)	70.64 KL/MT of Production			
Primary Effluent Treatment Plant (PETP)					
21.	PETP status: Operational				
22.	Installed capacity (KLD): 500 KLD Utilized capacity (KLD): 100 KLD				
23.	PETP consists of: (flow diagram) Collection tank → Chemical dosing → Flash mixer → Tube settler → ACF → MGF → CETP Barhi sewer line				
24.	Losses in PETP, %	Flow meter installed at PETP inlet, but logbook not maintained, hence losses in PETP cannot be estimated.			
25.	Name of chemicals consumed at PETP along with quantity (kg/day)	Caustic	9.17 kg/day		
		Ferrous	45.83 kg/day		
		Polyelectrolyte	0.23 kg/day		
26.	Effluent disposal point	HSI IDC sewer line			
27.	Bypass arrangement for discharge of untreated effluent	No			
28.	Status of CETP membership	Valid			
29.	Status of storm water management	HSI IDC storm water line			
30.	Effluent characteristics: as per analysis report of consented parameter				
	Parameter	PETP inlet	PETP outlet	Prescribed discharge norms	Compliance status BOD at PETP inlet i.e., 213 mg/l is too much lower against typical range of 500-800 mg/l, indicating dilution at PETP inlet Non-complying (dilution)
	pH	7	6.9	6.0-9.0	
	BOD (mg/l)	213	69	500	
	COD (mg/l)	340	261	1400	
	TSS (mg/l)	108	36	1500	
	TDS (mg/l)	856	1032	2100	
	Oil & Grease (mg/l)	-	BDL	15	
	Color (Hazen)	131	117	-	
	NH ₃ -N (mg/l)	-	BDL	-	
SAR	7	12	-		
31.	Sludge management & disposal				
	Mechanical system details (centrifuge/decanter etc.)	No			
	Sludge drying beds	Total Nos: 3 nos.			
	Average quantity of sludge generated (Kg/day)	Logbook not maintained			
	Estimated sludge generation	6.25 Kg/day + 5.50 kg/day chemical sludge = total 11.75 kg/day			

32.	Separate Energy meter installed for PETP	Yes
	Average Electric Consumption at PETP (KWh/day)	84.17 KWh/day (As per logbook provided by the unit from Jul-24 to 7 th Aug-24)

E. Hazardous waste section

33.	Hazardous waste management													
	Copy of agreement with recyclers/TSDF	Agreement with GEPIL was valid upto 16.04.2024												
	Hazardous waste generated (kg/d)	<p>Logbook not maintained for PETP sludge generation Details of PETP Sludge disposal to GEPIL (as per submitted form 10):</p> <table border="1"> <thead> <tr> <th>Date</th> <th>Quantity disposed</th> </tr> </thead> <tbody> <tr> <td>07.01.2022</td> <td>0.850 MT</td> </tr> <tr> <td>26.07.2022</td> <td>0.767 MT</td> </tr> <tr> <td>15.12.2022</td> <td>0.8 MT</td> </tr> <tr> <td>18.11.2023</td> <td>0.839 MT</td> </tr> <tr> <td>Total</td> <td>3.256 MT</td> </tr> </tbody> </table> <p>2.49 kg/day (as per last form-10)</p>	Date	Quantity disposed	07.01.2022	0.850 MT	26.07.2022	0.767 MT	15.12.2022	0.8 MT	18.11.2023	0.839 MT	Total	3.256 MT
Date	Quantity disposed													
07.01.2022	0.850 MT													
26.07.2022	0.767 MT													
15.12.2022	0.8 MT													
18.11.2023	0.839 MT													
Total	3.256 MT													

F. Fuel/power consumption

34.	Boiler capacity	1 Ton/hr
35.	Stack height	30 meters
36.	APCD installed	Multi cyclone
37.	Type of fuel used	Biomass i.e., Briquettes
38.	Fuel consumption (mention units)	2137.96 Kg/day (As per logbook provided by the unit from Jul-24 to 7 th Aug-24)
39.	Estimated ash generation (@ 12 % of biomass briquette)	256.55 kg/day
40.	Ash management	Sent to GEPIL, as informed
41.	Remark on ash disposal	Copy of Form-10 showing ash disposal to GEPIL not provided by the unit.
42.	<p>Observations:</p> <ol style="list-style-type: none"> Unit has installed electromagnetic flowmeter at inlet and outlet of PETP. Unit is maintaining logbook for flowmeter installed at PETP outlet, but not maintaining logbook for flowmeter installed at PETP inlet. For fresh water requirements, unit has one borewell and unit is also receiving fresh water from HSIIDC line. Unit has installed flowmeter on borewell. Agreement with GEPIL for PETP sludge disposal has been expired on 16.04.2024. The unit is not maintaining record for ash generation & disposal on daily basis. 	

	<p>5. Actual PETP sludge generation (2.49 kg/day) & estimated PETP sludge generation based on effluent characteristics (11.75 kg/day) are not inline indicating that the unit is ether not maintaining PETP sludge generation record properly or suspected unscientific disposal of generated PETP sludge.</p> <p>6. As per the analysis result of sample collected from PETP inlet, BOD value found too much lower i.e., 213 mg/l against typical range of 500-800 mg/l, indicating dilution at PETP inlet.</p>
43.	<p>Based on the inspection, following points are recommended:</p> <ol style="list-style-type: none"> 1. Maintain record for fresh water consumption through municipal source i.e., HSIIDC fresh water supply line on daily basis 2. Maintain logbook for flowmeter installed at PETP inlet and PETP sludge generation on daily basis. 3. Renew the agreement with GEPIL for PETP sludge disposal. 4. Maintain record for ash generation & disposal on daily basis and ensure scientific disposal of the same. 5. Maintain proper record for PETP sludge generation on daily basis and ensure scientific disposal of the same. 6. Operate PETP in such a way to comply with notified discharge norms
44.	Compliance Status: Non-Complying (dilution)
45.	Inspection team details:

Photographs






Fig.4: PETP inlet flow meter

Fig.5: PETP energy meter



INDUSTRY INSPECTION FORMAT (Textile)**A. General section****Date of inspection: 08/08/2024**

1.	Name of the unit with complete postal address:	M/s M.S. Creations Plot No. 561, HSIIDC, Phase-II, Barhi, Sonipat, Haryana
2.	Spatial Co-ordinates (Latitude & longitude) in Decimal format only	29.11028, 77.03930
3.	Name of Contact person with designation Phone & Email:	Mr. Neeraj Kumar Khandelwal, Owner 9871232224 mscreationkhandelwal@gmail.com
4.	Industry Operational status	Operational

B. Consent section

5.	Consent	Yes/No/Applied	Validity (Period)
	Air /Water	Yes	30/09/2029
	Hazardous waste authorization	Yes	30/09/2024
	NOC from Haryana Water Resources Authority	Applied	-

C. Production, Process and Infrastructure

Production details			
6.	Number of operational days in last three months	76 days (As per logbook provided by the unit from May-24 to July-24)	
7.	Operation schedule (Operation hours/day)	8 hours/day	
8.	Type of industry I. Natural fibres (N), Synthetic fibres (S), Blend (NS) II. Pre-treatment (Pt), Dyeing (D), Printing (Pr), Finishing (F), Garment washing (GW) III. Batch process (B), Continuous process (C)	I S	II Pt, D, F, GW III B
9.	Product manufactured (dyed yarn/dyed fabric/garments/denim)	Dyed Denim/Shirt	
10.	GSM of product (for fabric/ denim/ garment etc.)	Denim-650 gm, as informed	
11.	Consumption of utility, water and raw materials per kg of material processed		
		As per consent	Average

			(As per logbook provided by the unit from May-24 to July-24)		
	Production in (Kg/ Sq. meter/ nos.)	1. Washing & dyeing of fabric (Sq. mt.)-5000 cases/day 2. Washing & dyeing of garments-8000 Nos./day	Dyed denim pants-2459.99 Nos./day or 1.60 MT/day		
	Steam (MT)	1 Ton/hr	8 Ton/day		
	Water (KL)	305 KLD (as per previous CGWA NOC)	134.36 KLD		
	Raw material (dyes & chemicals)	Fabric-5000 sq. mt. Garments-8000 Nos./day	2.08 MT/day		
12.	Process details				
	Pretreatment	Yes			
	Dyeing	Yes			
	Printing	No			
	Finishing	Yes			
	Garment washing	Yes			
13.	Details of wet processing machinery (Nos. & Capacity)	Fabric washing machines-15 nos. Acid washing machine-1 no.			
14.	MLR of process machinery	1:4			
15.	Fresh Water consumption Availability of separate flow meter for domestic/process use: No				
	Sources of water	Totalizer reading (m³)	Water consumption (KL) (As per logbook provided by the unit from May-24 to July-24)	Average water consumption (in KLD)	Logbook maintained (Yes/No)
	Borewell 1	101222.546 m ³	10211.37 KL	134.36 KLD	Yes
	Specific water consumption in KL/MT		84.03 KL/MT of Production		

D. Effluent management and disposal

16.	Flowmeters details	Availability (Yes/No)	Totalizer Reading (m³/hr.)
	Flow at inlet of PETP	Yes	79422.267 m ³ (20.6 m ³ /hr)
	Flow at outlet of PETP	Yes	44040.104 m ³ (26.7 m ³ /hr)
	Recycling points	Unit is not recycling PETP treated waste water in the manufacturing operations, as informed	
17.	Effluent generation (KLD)	116.043 KLD (As per logbook provided by the unit from May-24 to July-24)	
18.	Specific effluent generation (KL/MT of product)	72.57 KL/MT of production	

19.	Effluent disposal (KLD)	116.93 KLD (As per logbook provided by the unit from May-24 to July-24)			
20.	Specific effluent Disposal (KL/MT of product)	73.13 KL/MT of production			
Primary Effluent Treatment Plant (PETP)					
21.	PETP status: Operational				
22.	Installed capacity (KLD): 600 KLD (2 PETPs of 300 KLD capacity each) Utilized capacity (KLD): 600 KLD				
23.	<p>PETP consists of: (flow diagram)</p> <p>PETP-1: Common Bar Screen→Common Collection tank→Chemical dosing→Flash Mixer-1→Tube Settler-1→Common Treated water storage tank→Common ACF→Common MGF→Discharge in CETP sewer line through common pipeline</p> <p>PETP-2: Common Bar Screen→Common Collection tank→Chemical dosing→Flash Mixer-2→Tube Settler-2→ Common Treated water storage tank→Common ACF→Common MGF→Discharge in CETP sewer line through common pipeline</p> <p>Sludge from tuber Settlers→Common Filter Press→Sludge storage area→Final disposal to GEPIL</p>				
24.	Name of chemicals consumed at PETP along with quantity (kg/day)	Lime	24.78 kg/day		
		Ferrous	29.22 kg/day		
		Polyelectrolyte	0.15 kg/day		
25.	Effluent disposal point	HSI IDC sewer line			
26.	Bypass arrangement for discharge of untreated effluent	No			
27.	Status of CETP membership	Valid			
28.	Status of storm water management	HSI IDC storm water line			
29.	Effluent characteristics: as per analysis report of consented parameter				
	Parameter	PETP inlet	PETP outlet	Prescribed discharge norms	Compliance w.r.t prescribed discharge norms
	pH	7.2	7.6	6.0-9.0	<ul style="list-style-type: none"> 72 % reduction in BOD and 68 % reduction in COD is not possible with the existing treatment scheme (without biological treatment) installed by the unit, indicating dilution with freshwater in PETP at different stages. BOD at PETP inlet i.e., 154 mg/l is too much lower against typical range of 500-800 mg/l, indicating dilution at PETP inlet
	BOD (mg/l)	154	43	500	
	COD (mg/l)	372	119	1400	
	TSS (mg/l)	139	57	1500	
	TDS (mg/l)	2088	1544	2100	
	Color (Hazen)	BDL	BDL	-	
	NH ₃ -N (mg/l)	-	11	-	
	Sulphide (mg/l)	-	33	-	
	Total Chromium (mg/l)	-	BDL	-	
	SAR	-	10	-	

	Phenolic compound	-	BDL	-	Non-complying (Dilution)
30.	Sludge management & disposal				
	Mechanical system details (centrifuge/decanter etc.)	Filter Press			
	Sludge drying beds	No sludge drying beds			
	Average quantity of sludge generated (Kg/day)	20.26 kg/day (As per logbook provided by the unit from May-24 to July-24)			
	Estimated sludge generation	9.51 kg/day + 5.4 kg/day chemical used = Total 14.91 kg/day			
31.	Separate Energy meter installed for PETP	Yes			
	Average Electric Consumption at PETP (KWh/day)	47.16 KWh/day (As per logbook provided by the unit from May-24 to July-24)			

E. Hazardous waste section

32.	Hazardous waste management														
	Copy of agreement with recyclers/TSDF	Agreement with GEPIL, valid upto 02.11.2028													
	Hazardous waste generated (kg/d)	PETP sludge-20.26 kg/day (As per logbook provided by the unit from May-24 to July-24) Details of PETP Sludge disposal to GEPIL (as per submitted form 10): <table border="1" data-bbox="778 1131 1270 1355"> <thead> <tr> <th>Date</th> <th>Quantity disposed</th> </tr> </thead> <tbody> <tr> <td>18.02.2023</td> <td>3.035 MT</td> </tr> <tr> <td>15.06.2023</td> <td>2.720 MT</td> </tr> <tr> <td>03.08.2024</td> <td>3 MT</td> </tr> <tr> <td>Total</td> <td>8.755 MT</td> </tr> </tbody> </table>				Date	Quantity disposed	18.02.2023	3.035 MT	15.06.2023	2.720 MT	03.08.2024	3 MT	Total	8.755 MT
Date	Quantity disposed														
18.02.2023	3.035 MT														
15.06.2023	2.720 MT														
03.08.2024	3 MT														
Total	8.755 MT														

F. Fuel/power consumption

33.	Boiler capacity	1 Ton/hr
34.	Stack height	30 meters
35.	APCD installed	Wet scrubber
36.	Type of fuel used	Briquettes
37.	Fuel consumption (mention units)	91.65 MT (As per logbook provided by the unit from May-24 to July-24)
38.	Estimated ash generation (@ 12 % of biomass briquette)	10.99 MT/day
39.	Ash management	Sell out to a contractor, as informed
40.	Remark on ash disposal	Logbook for ash generation/disposal not maintained.
41.	Observations:	
	1. The unit is not maintaining logbook for fresh water consuming through municipal source i.e., HSIIDC fresh water supply line	

	<ol style="list-style-type: none"> 2. Unit has installed electromagnetic flowmeter at inlet of common collection tank and common final outlet of PETPs, which is connected to CETP, Barhi sewer line. 3. The unit is not maintaining record of ash generation as well as of disposal. 4. As informed by the unit representative, generated boiler ash is being sold out to a contractor, however no agreement has been done with the contractor. 5. As per the analysis result of sample collected from PETP inlet and final PETP outlet/final discharge point to CETP sewer, high reduction in pollution parameters is observed i.e., 72 % reduction in BOD and 68 % reduction in COD is not possible with the existing treatment scheme without biological treatment installed by the unit, hence indicating dilution with freshwater in PETP at different stages. 6. As per the analysis result of sample collected from PETP inlet, BOD value found too much lower i.e., 154 mg/l against typical range of 500-800 mg/l, indicating dilution at PETP inlet.
42.	<p>Based on the inspection, following points are recommended:</p> <ol style="list-style-type: none"> 1. Maintain record for fresh water consumption through municipal source i.e., HSIIDC fresh water supply line on daily basis 2. Maintain record for ash generation & disposal on daily basis and ensure scientific disposal of the same. 3. Operate PETP in such a way to comply with notified discharge norms
43.	Compliance Status: Non-Complying (dilution)
44.	Inspection team details:

Photographs

Fig.1: PETP set up (PETP-1)



Fig.2: PETP set up (PETP-2)



Fig.3: Chemical dosing



Fig.4: PETP Collection tank (Common)



Fig.5: PETP Filter press (Common)



Fig.6: PETP inlet flow meter




Fig.7: PETP outlet flow meter



Fig.8: PETP sludge storage area



Fig.9: PETP energy meter



Annexure – 70: M/s Shubhram Hospital Solutions Pvt. Ltd.

INDUSTRY INSPECTION FORMAT (Textile)**A. General section**

Date of inspection:13/08/2024

1.	Name of the unit with complete postal address:	M/s Shubhram Hospital Solutions Pvt. Ltd., Plot No. 485-486, HSIIDC, Barhi, Dist. Sonapat, Haryana
2.	Spatial Co-ordinates (Latitude & longitude) in Decimal format only	29.110546, 77.045112
3.	Name of Contact person with designation Phone & Email:	Sunil Kumar, HR Manager 9813847516 hr.plant@subhram.com
4.	Industry Operational status	Operational

B. Consent section

(Attach valid copies, or if expired then attach recent expired copies along with copy of application)

5.	Consent	Yes/No/Applied	Validity (Period)
	Air /Water	Yes	01/10/2023 - 30/09/2025
	Hazardous waste authorization	Yes	01/10/2023 to 30/09/2025
	NOC from CGWA/other authority	Yes	14/02/2024 to 14/02/2025

C. Production, Process and Infrastructure

Production details			
6.	Number of operational days in last three months	7 day in a week	
7.	Operation schedule (Operation hours/day)	Day shift (12 hrs.)	
8.	Type of industry I. Natural fibres (N), Synthetic fibres (S), Blend (NS) II. Pre-treatment (Pt), Dyeing (D), Printing (Pr), Finishing (F), Garment washing (GW) III. Batch process (B), Continuous process (C)	I	II
		Washing of clothes for hospitals	III
9.	Product manufactured (dyed yarn/dyed fabric/garments/denim)	-	
10.	GSM of product (for fabric/ denim/ garment etc.)	-	

11.	Consumption of utility, water and raw materials per kg of material processed				
		As per consent	Average (last three months)		
	Production in (Kg/ Sq. meter/ nos.)	Washing & drying of clothes- 50 MTD	45 MT/day		
	Steam (MT)	6+8=14 Ton Boiler	6+8=14@70% 9.8 MT		
	Water (KL)	95 KLD GW	176.48 KLD fresh water (84.95 KLD GW 91.53 KLD HSIIDC)		
	Raw material (dyes & chemicals)	Chemical and Detergents-10 kg/day; clothes- 50 MT/day	No details provided		
12.	Process details				
	Pretreatment	-			
	Dyeing	-			
	Printing	-			
	Finishing	-			
	Garment washing	Washing & drying			
13.	Details of wet processing machinery (Nos. & Capacity)	Washing machine – 02 Dryer 07 (05 working) Press and folding machine 02 nos			
14.	MLR of process machinery	-----			
15.	Fresh Water consumption: Availability of separate flow meter for domestic/process use: No				
	Sources of water	Totalizer reading (m³)	Water consumption (KL) (Total of last three months)	Average water consumption (in KLD)	Logbook maintained (Yes/No)
	Borewell 1	77742.987 m ³	6201 KL	84.95 KLD	Yes
	Municipal sources from HSIIDC	8810 m ³	6682 KL	91.53 KLD	Yes
	Mainline Water (borewell, HSIIDC and recycled)	476166 m ³	16430 KL	225.07 KLD	Yes
	Recycled water	359410.1 m ³	18168 KL		
	Specific water consumption in KL/MT	Fresh water: 176.48 KLD & 3.92 KL/MT			

D. Effluent management and disposal

	Flowmeters details	Availability	Totalizer Reading (m³)
--	---------------------------	---------------------	--

16.		(Yes/No)	
	Flow at inlet	Yes	90139.16 m ³ 55.8 m ³ /hr
	Flow at outlet	Yes	7352.5 m ³ Mechanical meter and no instantaneous reading
	RO inlet	Yes	359410.1 m ³ Mechanical meter and no instantaneous reading
17.	Effluent generation (KLD)	222.52 KLD (PETP inlet flow meter)	
18.	Specific effluent generation (KL/MT of product)	4.94 KL/MT	
19.	Effluent disposal (KLD)	106.40 KLD (flow meter installed disposal) 142.48 KLD (RO inlet for recycling) (RO Inlet + Disposal =248.88 KLD)	
20.	Specific effluent Disposal (KL/MT of product)	2.36 KL/MT	
21.	Recycled water consumption (Avg. in KLD)	142.48 KLD to RO for treatment, Recycled water: Boiler 33.46 KLD & Process 34.42 KLD , RO reject to PETP 74.54 KLD.	
22.	Specific recycled water consumption (KL/MT of product)	1.51KL/MT	
Effluent treatment plant (PETP)			
23.	PETP status: Operational		
24.	Installed capacity (KLD): 800 KLD (as per consent 245 KLD). Old PETP system consisting Chemical dosing, Mixing and tube settler which is not in use is still installed. Utilized capacity (KLD): 222.52 KLD as per logbook from 01 June 2024 to 12 August 2024. (including 100.3 KL HCL used daily)		
25.	PETP consists of: Inlet Collection tank (20KL), HCL dosing, Screen chamber, O&G trap, Flow meter, Equalization Water tank (200 KL), Biological treatment cum settling tank (200 KL), Buffer tank (05 KL), Batch Makeup/collection tank (75 KL), MGF Filter, Clean Water tank (10 KL) RO Stage (10 KL per hour) to Permit Water tank (30KL) to (i) Process use water and (ii) Boiler used water		
26.	Losses in PETP, %	Due to poor record keeping, losses couldn't be estimated	
27.	Name of chemicals consumed at PETP along with quantity (kg/day)	Bio-culture	4-5 kg/day
		HCL	100-160 kg/day
		pH Booster	2 kg/day
		Antiscalent	2 kg/day
28.	Effluent disposal point	HSI IDC sewer line lead to CETP	

29.	Bypass arrangement for discharge of untreated effluent	When team was entering in unit premise the overflow was observed where unit outlet is connected with sewer.		
30.	Status of CETP membership	Yes,		
31.	Status of storm water management	Rain water harvesting pit		
32.	Effluent characteristics: as per analysis report of consented parameter			
	Parameter	PETP inlet	PETP outlet	Prescribed discharge norms
	pH	9.8	7.2	6.0-9.0
	BOD (mg/l)	209	41	500
	COD (mg/l)	500	127	1400
	TSS (mg/l)	67	33	1500
	TDS (mg/l)	1200	952	2100
	FDS (mg/l)	916	764	-
	Oil & Grease (mg/l)	-	BDL	15
	NH ₃ -N (mg/l)	-	05	-
	Total Cr (mg/l)		0.004	-
	Sulphides (mg/l)		2	-
	SAR		9	-
	Phenolic compound		BDL	-
	<ul style="list-style-type: none"> Inlet BOD is too much lower against typical range of 500-800 mg/l, indicating dilution at PETP inlet Unit has biological treatment in PETP <p>Non-Complying (Dilution)</p>			
33.	Sludge management & disposal			
	Mechanical system details (centrifuge/decanter etc.)	sludge drying beds but due to MBBR sludge generation was less.		
	Sludge drying beds	Total Nos: 03 nos. not in use		
	Average quantity of sludge generated (Kg/day)	Logbook not maintained		
	Estimated sludge generation	5.95 Kg/day		
34.	Separate Energy meter installed for PETP	Yes		
	Average Electric Consumption at PETP (KWh/day)	340.12 KWh/day		

E. Hazardous waste section

35.	Hazardous waste management	
	Authorization status	Yes, Through GEPIL
	Copy of agreement with recyclers/TSDF	Yes, attached

Hazardous waste generated (kg/d)	Logbook was not provided only Form-10 is provided dated 23.01.2024 and PETP sludge 0.277 MT disposal
----------------------------------	--

Form-4 and 10 to be collected**F. Fuel/power consumption**

36.	Boiler capacity	02 nos. @ 06 ton/hr and 08 ton/hr
37.	Stack height	30 mtr
38.	APCD installed	Wet scrubber
39.	Type of fuel used	Biomass as a briquettes
40.	Fuel consumption (mention units)	40 Ton/day as per consent
41.	Estimated ash generation (@ 12 % of biomass briquette)	4.8 T/day
42.	Ash management	Agreement on plain paper with Bhatta for two years, however period of agreement and date of agreement is not mentioned. No logbook maintained.
43.	Remark on ash disposal	No record maintained.

Observations:

9. Specific fresh water consumption is too much lower against std. for specific quality (60-70 KL/MT) indicating that fresh water consumption logbook is not properly/correctly maintained.

10. Water balance is abnormal.

- 222.52 KLD wastewater generation reaching to PETP including RO reject 74.54 KLD indicates wastewater generated from process is 174.85 KLD. However, mainline water to process is 225.07 KLD (excluding boiler feed) which indicates 22.3% losses in process.
- PETP outlet (248.88 KLD) comprises RO inlet and PETP outlet disposal which is more than PETP inlet (222.52 KLD).

PHOTOGRAPHS

Fig.1: Entrance gate



Fig.2: Manufacturing process area



Fig.3: PETP energy meter



Fig.4: Old PETP set up not in use but still having connections



Fig.5: PETP unit Aeration tank cum settling tank



Fig.6: Buffer tank after settling



Fig.7: Sludge drying beds not in use



Fig.8: PETP inlet & outlet flow meter




Fig.9: Borewell flow meter



Fig.10: Flow meter at Recycle Water RO Plant



Fig.11: OCEMS display ETP outlet


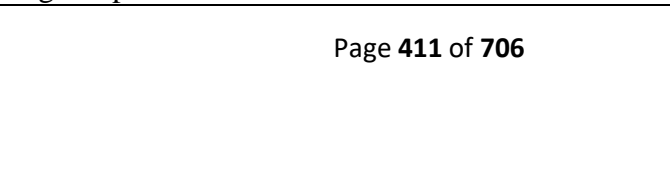


Fig.12: pH meter at PETP inlet non-functional



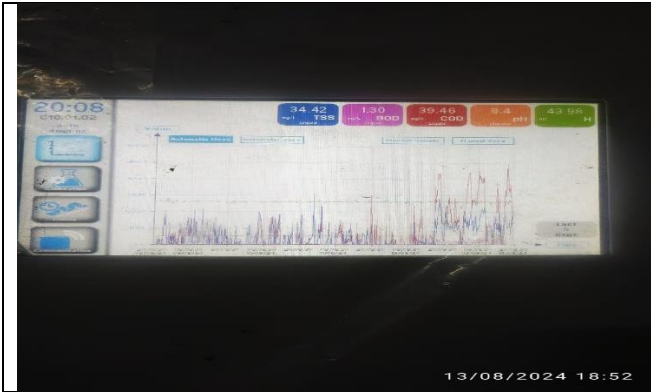


Fig.13: PETP outlet (with multiple pipelines)



Fig.14: overflow at PETP outlet connection into HSIIDC sewer line.



Annexure – 71: M/s Spectrum Washing Pvt. Ltd.

INDUSTRY INSPECTION FORMAT (Textile)**A. General section****Date of inspection: 12/08/2024**

1.	Name of the unit with complete postal address:	M/s Spectrum Washing Pvt. Ltd., 130, Industrial Estate, Barhi
2.	Spatial Co-ordinates (Latitude & longitude) in Decimal format only	29.103711, 77.044821
3.	Name of Contact person with designation Phone & Email:	Sh. Subhash, Production Manager, Ph. No. 9215319016
4.	Industry Operational status	Operational

B. Consent section

(Attach valid copies, or if expired then attach recent expired copies along with copy of application)

5.	Consent	Yes/No/Applied	Validity (Period)
	Air /Water	Yes	30/09/2028
	Hazardous waste authorization	Yes	30/09/2028
	NOC from CGWA/other authority	Applied	Expired on 07/06/2022

C. Production, Process and Infrastructure

Production details			
6.	Number of operational days in last three months	95 days (from 21.04.2024 to 12.08.2024)	
7.	Operation schedule (Operation hours/day)	Day shift	
8.	Type of industry I. Natural fibres (N), Synthetic fibres (S), Blend (NS) II. Pre-treatment (Pt), Dyeing (D), Printing (Pr), Finishing (F), Garment washing (GW) III. Batch process (B), Continuous process (C)	I	II
		N	D & GW
		III	B
9.	Product manufactured (dyed yarn/dyed fabric/garments/denim)	Ready-made garments washing	
10.	GSM of product (for fabric/ denim/ garment etc.)	Not applicable	
11.	Consumption of utility, water and raw materials per kg of material processed		
		As per consent	Average (June 1-July 31, 2024)

	Production in (Kg/ Sq. meter/ nos.)	6000 Nos./day	• 1548 garments/day (1.08 MT/day)		
	Steam (MT)	Not mentioned	-		
	Water (KL)	Not mentioned	• 1946 KL • 40 Litres/garment		
	Raw material (dyes & chemicals)	Wetting agent-3 Kgs/day; Lubricating agent-8 Kgs/day; Enzyme-3 Kgs/day; Bleaching agent-80 Kgs/day; Detergent-8 Kgs/day; Optical brightener-10 Kgs/day; Fabric softener-10 Kgs/day	Information not provided		
12.	Process details				
	Garment washing	Yes			
13.	Details of wet processing machinery (Nos. & Capacity)	<u>Process detail:</u> Wetting Plus Enzyme-one bath Neutralize/rinsing-one bath Bleach (Optional)-one bath Neutralize/rinsing-one bath Soaping/Opt. Brightener-one bath Rinsing-one bath Softener & Finishing-no bath			
14.	MLR of process machinery	1:4 to 1:10			
15.	Fresh Water consumption Availability of separate flow meter for domestic/process use: Yes				
	Sources of water	Totalizer reading (m³)	Water consumption (KL) (Total of last three months)	Average water consumption (in KLD)	Logbook maintained (Yes/No)
	Borewell	79534.109	3016 KL (95 days)	31.7 KL	Yes
	Municipal sources	3246.447	1528 KL (95 days)	16.1 KL	Yes
	Specific water consumption in KL/MT		44.14 L/garment		

D. Effluent management and disposal

16.	Flowmeters details	Availability (Yes/No)	Totalizer Reading (m³/hr.)
	Flow at PETP inlet	Yes	26496.942
	Flow at PETP outlet	Yes	26137.764
	Recycling points	Not applicable	Not applicable

17.	Effluent generation (KLD)	23.3 KLD (as per logbook data from 21/04/2024 to 12/08/2024)			
18.	Specific effluent generation (KL/MT of product)	21.57 KL/MT			
19.	Effluent disposal (KLD)	19.7 KLD (as per logbook data from 21/04/2024 to 12/08/2024)			
20.	Specific effluent Disposal (KL/MT of product)	18.14 KL/MT			
21.	Recycled water consumption (Avg. in KLD)	Not applicable			
22.	Specific recycled water consumption (KL/MT of product)	Not applicable			
Primary Effluent treatment plant (PETP)					
23.	PETP status: Operational				
24.	Installed capacity (KLD): No information provided Utilized capacity (KLD): No information provided Remark: Consented trade effluent generation-240 KLD				
25.	PETP consists of: (flow diagram) Equalization Tank (80 KL) → Flash Mixer → Clarifier (10 KL – 02 nos.) → Media filter → Storage Tank (10 KLD)				
26.	Losses in PETP, %	15.5% (against typical 2%)			
27.	Name of chemicals consumed at PETP along with quantity (kg/day)	Lime	3 Kgs/day		
		Ferrous Sulphate	0.1 Kg/day		
		Polyelectrolyte	0.06 Kg/day		
28.	Effluent disposal point	HSI IDC sewer line			
29.	Bypass arrangement for discharge of untreated effluent	Yes			
30.	Status of CETP membership	Unit has not provided the CETP membership certificate on the day of inspection. However, the Unit has provided a copy of CETP membership certificate no. 2024-2025/01 dated 13/08/2024.			
31.	Status of storm water management	HSI IDC storm water line (No rain harvesting structure)			
32.	Effluent characteristics: as per analysis report of consented parameter				
	Parameter	PETP inlet	PETP outlet	Prescribed discharge norms	Compliance status • High reduction in pollution parameters indicating dilution
	pH	7.3	9.4	6.0-9.0	
	BOD (mg/l)	133	45	500	
	COD (mg/l)	360	120	1400	
TSS (mg/l)	198	126	1500		

	TDS (mg/l)	1636	1024	2100	<p>with freshwater in PETP at different stages.</p> <ul style="list-style-type: none"> Inlet BOD is too much lower against typical range of 500-800 mg/l, indicating dilution at PETP inlet. <p>Non-complying (discharge norms and dilution)</p>
	FDS (mg/l)	1200	740	2100	
	Oil & Grease (mg/l)	-	BDL	15	
	NH ₃ -N (mg/l)	-	12	-	
	Total Cr (mg/l)	-	0.004	-	
	Sulphide (mg/l)	-	32	-	
	SAR	-	5	-	
	Phenolic compound	-	0.38	-	
33.	Sludge management & disposal				
	Mechanical system details (centrifuge/decanter etc.)		No		
	Sludge drying beds		Total Nos: 04		
	Average quantity of sludge generated (Kg/day)		No logbook maintained		
	Estimated sludge generation		2.44 Kg/d		
34.	Separate Energy meter installed for PETP		Yes		
	Average Electric Consumption at PETP (KWh/day)		No logbook maintained		

E. Hazardous waste section

35.	Hazardous waste management	
	Authorization status	Valid up to 30/09/2028
	Copy of agreement with recyclers/TSDF	Not provided
	Hazardous waste generated (kg/d)	No logbook maintained (Form-4 & 10 are not provided by the unit)

F. Fuel/power consumption

36.	Boiler capacity	Not installed
37.	Stack height	Not applicable
38.	APCD installed	Not applicable
39.	Type of fuel used	Not applicable
40.	Fuel consumption (mention units)	Not applicable
41.	Estimated ash generation (@ 12 % of biomass briquette)	Not applicable
42.	Ash management	Not applicable

43.	Remark on ash disposal	Not applicable
-----	------------------------	----------------

G. Major observations

1. Unit does not have valid No Objection Certificate for groundwater abstraction obtained from CGWA/other authority.
2. Effluent generation (21.57 KL/MT) is only 49% of fresh water consumption (44.14 KL/MT), which indicates that either fresh water consumption/effluent generation/effluent discharge logbook is not properly/correctly maintained or unit is bypassing untreated effluent.
3. High reduction in pollution parameters indicating dilution with freshwater in PETP at different stages.
4. Treated effluent is found non-complying w.r.t. prescribed discharge norms for pH-9.4 (against norm of 6-9).
5. Inlet BOD (133 mg/l) is too much lower against typical range of 500-800 mg/l, indicating dilution at PETP inlet.
6. Unit was found complying w.r.t. consented discharge norms for pH-9.4 (against norm of 6.0-9.0) and Sulphide-32 mg/l (against norm of 1 mg/l).
7. Record of sludge generation was not maintained.

H. Recommendations

1. Unit shall obtain valid No Objection Certificate for groundwater abstraction obtained from CGWA/other authority.
2. Unit shall dismantle the arrangement of dilution with freshwater in PETP at different stages.
3. Unit shall properly operate the PETP so that no untreated/partially treated effluent is discharged into drain outside Unit's premises.

I. Overall compliance status: Non-complying (Discharge norms and dilution)

Photographs



Entrance gate of the unit



Production area



Production area



Flow meter installed at Bore-well



Flow meter installed at HSIIDC supply line



Flow meter installed at PETP Inlet



Flow meter installed at PETP Outlet



Clarifiers & Media filter




Sludge drying beds



Treated effluent disposal point



Chemical storage area



Energy meter at PETP

INDUSTRY INSPECTION FORMAT (Textile)**A. General section****Date of inspection: 18.07.2024**

1.	Name of the unit with complete postal address:	M/s Shadex Creations. Plot No 661, HSIIDC Phase- II, Barhi, Dist. Sonipat, Haryana
2.	Spatial Co-ordinates (Latitude & longitude) in Decimal format only	Latitude: 29.11013 Longitude: 77.04241
3.	Name of Contact person with designation Phone & Email:	Mr. Ashish Kumar, (Plant manager) 9671381796 shadex.barhi@gmail.com
4.	Industry Operational status	Operational

B. Consent section

(Attach valid copies, or if expired then attach recent expired copies along with copy of application)

5.	Consent	Yes/No/Applied	Validity (Period)
	Air /Water	Yes	Valid upto 30.09.2027
	Hazardous waste authorization	Yes	Valid upto 30.09.2027
	NOC for groundwater abstraction	NOC obtained from Haryana Water Resources Authority (HWRA) expired on 14.08.2023 for abstraction of groundwater @ 490 m ³ /day from 01 no. of Borewell	

C. Production, Process and Infrastructure

Production details		
6.	Number of operational days in last three months	No information provided by the unit
7.	Operation schedule (Operation hours/day)	Avg. 08 hours / day
8.	Type of industry IV. Natural fibres (N), Synthetic fibres (S), Blend (NS) V. Pre-treatment (Pt), Dyeing (D), Printing (Pr), Finishing (F), Garment washing (GW) VI. Batch process (B), Continuous process (C)	Textile – Red Category Garment Bleaching, Dyeing and Washing Batch process
9.	Product manufactured (dyed yarn/dyed fabric/garments/denim)	As per consent: Garment During visit: Denim
10.	GSM of product (for fabric/ denim/ garment etc.)	No information provided by the unit
11.	Consumption of utility, water and raw materials per kg of material processed	

		As per consent	Average (last three months)		
	Production in (Kg/ Sq. meter/ nos.)	20,000 cases/day	No data/record maintained by the unit		
	Steam (MT)	Boiler – 1.25 TPH			
	Water (KL)	Industrial – 940 KLD Domestic – 15 KLD			
	Raw material (dyes & chemicals)	Dyes & Chemicals – 100 kg/day			
12.	Process details (as per manufacturing process flow chart provided by the unit)				
	Pretreatment	Washing, Bleaching			
	Dyeing	Yes			
	Printing	No			
	Finishing	Q.C. Check, Packing			
	Garment washing	Yes			
13.	Details of wet processing machinery (Nos. & Capacity)	Details not provided by the unit			
14.	MLR of process machinery	Details not provided by the unit			
15.	Fresh Water consumption Availability of separate flow meter for domestic/process use: No No. of Borewell as per NOC: 01 (as per application copy) Permitted withdrawal quantity: 490 KLD Actual no. of borewell found on site: 01 Type of flow meter: electromagnetic				
	Sources of water	Instant & Totalizer reading	Water consumption (KL) (Total of last three months)	Average water consumption (in KLD)	Logbook maintained (Yes/No)
	Borewell 1	6.7 m ³ /hr; 201650.659 m ³	No data maintained regarding freshwater consumption through Borewell & HSIIDC supply		
	Municipal sources	Supply by HSIIDC, meter reading not visible			
	Specific freshwater consumption		Could not be calculated		

D. Effluent management and disposal

16.	Flowmeters details	Availability (Yes/No)	Instant & Totalizer Reading
	Flow at inlet	Yes	4.3 m ³ /hr; 151596.42 m ³
	Flow at outlet	Yes	5.9 m ³ /hr; 191868.81 m ³
	Recycling points	No recycling	
17.	Effluent generation (KLD)	No data maintained by the unit	
18.	Specific effluent generation	Could not be calculated	

19.	Effluent discharge (KLD)	No data maintained by the unit			
20.	Specific effluent discharge (KL/MT of product)	Could not be calculated			
Primary Effluent Treatment Plant (PETP)					
21.	PETP status: Operational				
22.	Installed capacity (KLD): 940 KLD Utilized capacity (KLD): Could not be calculated as the PETP logbook not maintained				
23.	<p>PETP consists of: (flow diagram): Physicochemical + Filtration system <i>Raw effluent → Screen → Collection tank → Flash mixer → Chemical reaction tank → Tube settler → Filter feed tank → Sand Filter → Activated Carbon Filter → Outlet</i></p> <p><i>Remark: The existing PETP can reduce BOD upto 50%, COD upto 60% & TDS upto 25% only</i></p>				
24.	Losses in PETP, %	Could not be calculated			
25.	Name of chemicals consumed at PETP along with quantity (kg/day)	Lime	No data maintained by the unit		
		Ferrous			
		Polyelectrolyte			
26.	Effluent disposal point	HSI IDC sewer line			
27.	Bypass arrangement for discharge of untreated effluent	No			
28.	Status of CETP membership	No documentary evidence			
29.	Status of storm water management	HSI IDC storm water line			
30.	Effluent characteristics: as per analysis report of consented parameter				
	Parameter	PETP inlet	PETP outlet (% reduction)	Prescribed discharge norms	Compliance w.r.t norms
	pH	7.4	9.9	6.0-9.0	<ul style="list-style-type: none"> • Inlet BOD is too much lower against typical range of 500-800 mg/l, indicating dilution at PETP inlet. • High pH at outlet <p>Non-Complying (Discharge norms & dilution)</p>
	BOD (mg/l)	183	125 (31.7%)	500	
	COD (mg/l)	404	220 (45.5%)	1400	
	TSS (mg/l)	335	88	1500	
	TDS (mg/l)	1924	2080	2100	
	SAR	18	39	-	
	Colour (hazen)	BDL	BDL	-	
	Oil & Grease (mg/l)	-	BDL	15	
	NH ₃ -N (mg/l)	-	BDL	-	
	Total Cr (mg/l)	-	BDL	-	
	Sulphides (mg/l)	-	80	-	
Phenolic compound	-	0.84	-		
31.	Sludge management & disposal				
	Mechanical system details (centrifuge/decanter etc.)			Filter press installed	

	Average quantity of sludge generated (Kg/day)	Data/record not maintained
	Estimated sludge generation	Cannot be calculated as the avg. daily quantity of raw effluent fed into PETP & chemical consumption is not available
32.	Separate Energy meter installed for PETP	Yes
	Average Electric Consumption at PETP (KWh/day)	No data /record maintained by the unit

E. Hazardous waste section

33.	Hazardous waste management				
	Authorization status	Obtained from HSPCB having validity upto 30.09.2027			
	Copy of agreement with recyclers/TSDF	Unit has made agreement with TSDF i.e. M/s Gujarat Enviro Protection & Infrastructure (Haryana) Pvt. Ltd. Copy of Form – 10 dated 18.02.2024 provided			
	Hazardous waste generated (kg/d):				
	Name of HW generated	Authorised Quantity	Quantity Generated	Source of generation	HW Disposal
	c. Used/Spent Oil	0.05 KL/Annum	No data provided	DG sets, pumps	TSDF
	d. PETP Sludge	10.0 MT/Annum	(4.455 MT) to TSDF on 18.02.2024	PETP	TSDF

F. Fuel/power consumption

34.	Boiler capacity	1.5 TPH
35.	Stack height	60 feet
36.	APCD installed	Multi-cyclone
37.	Type of fuel used	Biomass (Briquettes)
38.	Fuel consumption as per consent	Biomass @ 02 Ton/day
39.	Fuel consumption (mention units)	No data maintained by the unit
40.	Estimated ash generation (@ 12 % of biomass briquette)	Cannot be estimated as the fuel consumption data is not maintained by the unit
41.	Ash management	Unit representative informed that generated ash is provided to contractor of HSIIDC for filling in low lying areas through trolleys
42.	Remark on ash disposal	No record maintained

G. Key issues & Specific recommendations

a.	Inlet BOD is too much lower against typical range of 500-800 mg/l, indicating dilution at PETP inlet.
b.	Not maintaining data/logbook of production, fresh water consumption, effluent generation & effluent discharge.
c.	High value of pH found in the effluent sample collected from PETP outlet.
d.	Unit is recommended for following:

- Optimize the chemical dosing in PETP to maintain pH of treated effluent in the range of 6.0 – 9.0
- Maintain logbooks/records of following:
 - i. Raw material consumption & production
 - ii. Groundwater abstraction from borewell
 - iii. Daily freshwater consumption through HSIIDC supply
 - iv. Daily freshwater consumption in production process, boiler & domestic purposes
 - v. PETP Inlet & PETP outlet
 - vi. Electricity consumption in PETP
 - vii. Chemical consumption in PETP
 - viii. PETP sludge generation & disposal
 - ix. Fuel consumption and ash generation in boiler

H. Overall Compliance status: Non-Complying (Discharge norms & dilution)

Photographs taken during visit:





Photo 5: PETP outlet



Photo 6: PETP outlet flow meter



Photo 7: pH sensor at PETP outlet



Photo 8: Filter press

Annexure – 73: M/s Nutex Knit Fab

INDUSTRY INSPECTION FORMAT (Textile)**A. General section****Date of inspection: 08-08-2024**

1.	Name of the unit with complete postal address:	M/s Nutex Knit-Fab, Plot no 359, HSIIDC Barhi Sonipat
2.	Spatial Co-ordinates (Latitude & longitude) in Decimal format only	29.107453 77.042055
3.	Name of Contact person with designation Phone & Email:	Sh Harish Kumar (Owner) 9813378709 harishkaushik1239@gmail.com
4.	Industry Operational status	Operational

B. Consent section

(Attach valid copies, or if expired then attach recent expired copies along with copy of application)

5.	Consent	Yes/No/Applied	Validity (Period)
	Air /Water	Yes	30-09-2027
	Hazardous waste authorization	Applied	
	NOC from CGWA/other authority	Applied	NOC expired on 03-12-2022

C. Production, Process and Infrastructure

Production details			
6.	Number of operational days in last three months	85 days (01-05-2024 to 07-08-2024)	
7.	Operation schedule (Operation hours/day)	Day shift (12 hours)	
8.	Type of industry I. Natural fibres (N), Synthetic fibres (S), Blend (NS) II. Pre-treatment (Pt), Dyeing (D), Printing (Pr), Finishing (F), Garment washing (GW) III. Batch process (B), Continuous process (C)	I	II
		Acrylic and cotton fabric and acrylic yarn	Pre-treatment and dyeing
9.	Product manufactured (dyed yarn/dyed fabric/garments/denim)	Dyeing of acrylic/cotton fabric	
10.	GSM of product (for fabric/ denim/ garment etc.)	155-160	
11.	Consumption of utility, water and raw materials per kg of material processed	As per consent	Average (last three months)

	Production in (Kg/ Sq. meter/ nos.)	3 MT/day	1.36 MT/day
	Steam (MT)	1.5 TPH	9 TPD
	Water (KL)	70 KLD	42.62 KLD
	Raw material (dyes & chemicals)	Fabric- 3 MT/day Dyes & Chemicals- 150 kg/day	Chemicals-67.49 kg/day
12.	Process details		
	Pretreatment	Yes	
	Dyeing	Yes	
13.	Details of wet processing machinery (Nos. & Capacity)	<ul style="list-style-type: none"> • Soft Flow-6 (2*500 kg, 2*300kg, 1*100 kg, 1*50 kg) • Hank Dyeing-8 (6*60kg, 2*30 kg) • Zet -1 (100kg) 	
14.	MLR of process machinery	1:3	
15.	Fresh Water consumption		
	Availability of separate flow meter for domestic/process use:		
	Sources of water	Totalizer reading (m³)	Water consumption (KL) (Total of last three months)
			Average water consumption (in KLD)
			Logbook maintained (Yes/No)
	Borewell	10417.236	3623
			42.62
			Yes
	Specific water consumption in KL/MT	31.25 KL/MT	

D. Effluent management and disposal

16.	Flowmeters details	Availability (Yes/No)	Totalizer Reading (m³/hr.)
	Flow at inlet of PETP	Yes	10085.163
	Flow at outlet of PETP	Yes	48408.053
	Recycling points	Not applicable	
17.	Effluent generation (KLD)	37.51 KLD	
18.	Specific effluent generation (KL/MT of product)	27.50 KL/MT	
19.	Effluent disposal (KLD)	32.63 KLD	
20.	Specific effluent Disposal (KL/MT of product)	23.92 KL/MT	
Primary Effluent treatment plant (PETP)			
21.	PETP status: Operational		
22.	Installed capacity (KLD): 50 KLD Utilized capacity (KLD): ~40 KLD		
23.	PETP consists of: (flow diagram) <i>Effluent from process - Collection tank (underground)– Water pumped to Reaction tank for Chemical dosing- Clarifier – Tube settler - Dual media filter – Carbon filter - pH</i>		

	<i>correction – Clear water storage tank (underground) - Outlet chamber – Public sewer – CETP Barhi</i>				
24.	Losses in PETP, %	13%			
25.	Name of chemicals consumed at PETP along with quantity (kg/day)	Lime	20 kg		
		Alum	20 kg		
		Polyelec trolyte	400 gm		
26.	Effluent disposal point	HSI IDC sewer line			
27.	Bypass arrangement for discharge of untreated effluent	No			
28.	Status of CETP membership	Connected to CETP Barhi			
29.	Status of storm water management	HSI IDC storm water line			
30.	Effluent characteristics:				
	Parameter	PETP inlet	PETP outlet	Prescribed discharge norms	Compliance status
	pH	7.5	7.7	6.0-9.0	<ul style="list-style-type: none"> Inlet BOD is too much lower against typical range of 500-800 mg/l, indicating dilution at PETP inlet. Inlet BOD (152 mg/l) is too much lower against typical range of 500-800 mg/l, indicating dilution at PETP inlet.
	BOD (mg/l)	152	122	500	
	COD (mg/l)	341	289	1400	
	TSS (mg/l)	46	37	1500	
	TDS (mg/l)	1756	1884	2100	
	FDS (mg/l)	1444	1480	-	
	Oil & Grease (mg/l)	-	BDL	15	
	NH ₃ -N (mg/l)	-	2	-	
	Total Cr (mg/l)	-	BDL	-	
	Sulphide (mg/l)	-	6	-	
	SAR	-	21	-	
	Color	115	156	-	
	Phenolic compound (mg/l)	-	BDL	-	Non-complying (Dilution)
31.	Sludge management & disposal				
	Mechanical system details (centrifuge/decanter etc.)	No			
	Sludge drying beds	Total Nos: 02			
	Average quantity of sludge generated (Kg/day)	Unit has recently acquired the premises six months ago and has not handed over sludge to GEPIL till date.			
	Estimated sludge generation	4.37 kg/day			
32.	Separate Energy meter installed for PETP	Yes			
	Average Electric Consumption at PETP (KWh/day)	80.52 KWh/day			

E. Hazardous waste section

33.	Hazardous waste management	
	Authorization status	Applied
	Copy of agreement with recyclers/TSDF	Agreement with M/s Gujarat Enviro-Protection and Infrastructure (Haryana) Private Limited (GEPIL), Pali, Faridabad, Haryana
	Estimated Hazardous waste generated (kg/d)	1.72 kg/day
	Remarks	No record maintained.
Form-4 and 10 to be collected		

F. Fuel/power consumption

34.	Boiler capacity	1.5 TPH
35.	Stack height	20 meter
36.	APCD installed	Cyclone, Wet scrubber
37.	Type of fuel used	Biomass briquette
38.	Fuel consumption (mention units)	668.33 kg
39.	Estimated ash generation (@ 12 % of biomass briquette)	80.19 kg
40.	Ash management	Provides to MCD tractor
41.	Remark on ash disposal	
42.	Observations: <ol style="list-style-type: none"> 1. The ownership of unit was changed six months ago. New owner is using consent and name from old consent only. 2. Unit has made underground collection tank for storage of effluent from process and treated effluent before discharge. 3. Unit has installed a boiler of 1.5 TPH capacity for steam requirement against consented capacity of 2 TPH. Unit generates 9 TPD steam. 4. Specific fresh water consumption is too much lower against std. for specific quality (approx. 70 KL/MT) indicating that fresh water consumption logbook is not properly/correctly maintained 5. Similarly, specific effluent generation & discharge are also low against process details. 6. Inlet BOD (152 mg/l) is too much lower against typical range of 500-800 mg/l, indicating dilution at PETP inlet. 	
43.	Recommendations/Suggestions: The unit shall dismantle the provision of dilution.	
44.	Overall compliance status <ul style="list-style-type: none"> • Non-complying (Dilution) 	

Photographs

Fig.1: Manufacturing process area



Fig.2: Raw Fabric



Fig.3: Collection Tank



Fig.4: Boiler



Fig.6: PETP inlet flow meter



Fig.7: Borewell flow meter



Fig.9: Sludge Drying Bed



Fig.10: Final Outlet



Annexure – 74: M/s Swastik Multifibre Pvt Ltd

INDUSTRY INSPECTION FORMAT (Textile)**A. General section****Date of inspection:12-08-2024**

1.	Name of the unit with complete postal address:	M/s Swastik Multifibre Pvt Ltd, Plot No 391, HSIIDC, Phase-1, Barhi, Sonapat
2.	Spatial Co-ordinates (Latitude & longitude) in Decimal format only	29.100704 77.048981
3.	Name of Contact person with designation Phone & Email:	Sh Mohinder Prakash Ahuja (Owner) 9310019620 mohinderahuja@rediffmail.com
4.	Industry Operational status	Operational

B. Consent section

(Attach valid copies, or if expired then attach recent expired copies along with copy of application)

5.	Consent	Yes/No/Applied	Validity (Period)
	Air /Water	Yes	30-09-2026
	Hazardous waste authorization	Yes	30-09-2024
	NOC from CGWA/other authority	Applied (copy not available)	NOC expired on 28-08-2023

C. Production, Process and Infrastructure

Production details				
6.	Number of operational days in last three months	83 days (01-05-2024 to 10-08-2024)		
7.	Operation schedule (Operation hours/day)	Day shift (12 hours)		
8.	Type of industry I. Natural fibres (N), Synthetic fibres (S), Blend (NS) II. Pre-treatment (Pt), Dyeing (D), Printing (Pr), Finishing (F), Garment washing (GW) III. Batch process (B), Continuous process (C)	I	II	III
		Knitted fabric and yarn	Dyeing	Batch
9.	Product manufactured (dyed yarn/dyed fabric/garments/denim)	Dyeing of fabric (cotton & polyester) & yarn (polyester)		
10.	GSM of product (for fabric/ denim/ garment etc.)	160-180 (Polyester) 220 (cotton)		
11.	Consumption of utility, water and raw materials per kg of material processed			
		As per consent	Average (last three months)	

	Production in (Kg/ Sq. meter/ nos.)	1.5 MT/day	1.59 MT/day		
	Steam (MT)	1.5 TPH	12.6 TPD		
	Water (KL)	340 KLD	103.49 KLD		
	Raw material (dyes & chemicals)	knitted fabric, caustic, soda, common salt, acetic acid, soaping agent, softener, reactive dyes, vetting agent – 42 MT/days	Not available		
12.	Process details				
	Pretreatment	Yes			
	Dyeing	Yes			
	Finishing	Yes			
13.	Details of wet processing machinery (Nos. & Capacity)	<ul style="list-style-type: none"> • Dyeing Vessels (HTHP) 6 Nos: (Capacity (Kgs) 250, 300, 300, 350, 500 and one sampling 30 kgs) • Finishing: compactor and tubular • Other supporting machines. 			
14.	MLR of process machinery	1:3			
15.	Fresh Water consumption				
	Availability of separate flow meter for domestic/process use:				
	Sources of water	Totalizer reading (m³)	Water consumption (KL) (Total of last three months)	Average water consumption (in KLD)	Logbook maintained (Yes/No)
	Borewell	12428.665	8590	103.49	Yes
	Specific water consumption in KL/MT		64.73 KL/MT		

D. Effluent management and disposal

16.	Flowmeters details	Availability (Yes/No)	Totalizer Reading (m³/hr.)
	Flow at inlet	Yes	27370.652
	Flow at outlet	Yes	101476.96
	Recycling points	Not applicable	
17.	Effluent generation (KLD)	129.01 KLD	
18.	Specific effluent generation (KL/MT of product)	80.69 KL/MT	
19.	Effluent disposal (KLD)	64.92 KLD	
20.	Specific effluent Disposal (KL/MT of product)	40.61 KL/MT	
Primary Effluent Treatment Plant (PETP)			
21.	PETP status: Operational (<i>Unit operated ETP in batch mode. During visit, unit had just started its operations and ETP after being two days closed</i>)		

22.	Installed capacity (KLD): 70 KLD Utilized capacity (KLD): -				
23.	PETP consists of: (flow diagram) <i>Effluent from process - Collection tank (underground)– Water pumped to Reaction tank for Chemical dosing- Tube settler - Clear water storage tank (underground) - Outlet chamber – Public sewer – CETP Barhi</i>				
24.	Losses in PETP, %		-		
25.	Name of chemicals consumed at PETP along with quantity (kg/day)		Lime	5.59	
			Ferrous	6.56	
			Polyelectrolyte	0.100	
26.	Effluent disposal point		HSI IDC sewer line		
27.	Bypass arrangement for discharge of untreated effluent		No		
28.	Status of CETP membership		Connected to CETP Brhi		
29.	Status of storm water management		HSI IDC storm water line		
30.	Effluent characteristics: as per analysis report of consented parameter				
	Parameter	PETP inlet	PETP outlet	Prescribed discharge norms	Compliance status <ul style="list-style-type: none"> • High TDS at outlet • Inlet BOD is too much lower against typical range of 500-800 mg/l, indicating dilution at PETP inlet. Non-Compliance (Discharge norms & Dilution)
	pH	7.1	7.9	6.0-9.0	
	BOD (mg/l)	208	363	500	
	COD (mg/l)	675	785	1400	
	TSS (mg/l)	32	74	1500	
	TDS (mg/l)	1116	2296	2100	
	FDS (mg/l)	808	1664		
	Oil & Grease (mg/l)		BDL	15	
	NH ₃ -N (mg/l)		17	-	
	Total Cr (mg/l)		0.013	-	
	Sulphides (mg/l)		21	-	
	SAR		9	-	
Phenolic compound		0.99			
31.	Sludge management & disposal				
	Mechanical system details (centrifuge/decanter etc.)		No		
	Sludge drying beds		Total Nos: 03		
	Average quantity of sludge generated (Kg/day)		19.72 kg/day (as per logbook)		
	Estimated sludge generation		2.47 kg/day		

32.	Separate Energy meter installed for PETP	Yes
	Average Electric Consumption at PETP (KWh/day)	31.21 KWh/day

E. Hazardous waste section

33.	Hazardous waste management	
	Authorization status	Valid upto 30-09-2024
	Copy of agreement with recyclers/TSDF	Agreement with M/s Gujarat Enviro-Protection and Infrastructure (Haryana) Private Limited (GEPIL), Pali, Faridabad, Haryana
	Hazardous waste generated (kg/d)	19.72 kg/day (as per logbook)

Form-4 and 10 to be collected**F. Fuel/power consumption**

34.	Boiler capacity	1.5 TPH
35.	Stack height	30 meter
36.	APCD installed	Cyclone, Wet scrubber
37.	Type of fuel used	Briquette (Groundnuts, Sarson husk)
38.	Fuel consumption (mention units)	1966.795 kg
39.	Estimated ash generation (@ 12 % of biomass briquette)	236 kg
40.	Ash management	Stored in premises
41.	Remark on ash disposal	Unit is following unscientific disposal

❖ Specific Recommendations/Suggestions:**Observations:**

- Unit has consented manufacturing of 1.5 MT/day, however as per logbook, average production is 1.59 MT/day.
- Unit operates its PETP in batch mode depending upon requirement. During visit, water was found stored in PETP tanks. Sample was taken.
- Unit has installed underground tanks for storage of effluent from process and for clear water after treatment and before discharge.
- Unit has a boiler of 1.5 TPH capacity for which unit uses an average of 1.96 MT/day biomass briquette against consented capacity of 1 MT/day coal.
- Effluent generation is higher than fresh water consumption, indicating that fresh water consumption/effluent generation/effluent discharge logbook is not properly/correctly maintained.
- Specific effluent discharge quantity is half of the specific effluent generation, which indicates either poor maintenance of logbooks for fresh water consumption/effluent generation/effluent discharge or bypass of untreated effluent.
- Inlet BOD is too much lower against typical range of 500-800 mg/l, indicating dilution at PETP inlet.
- As per standard norms, unit is non-complying w.r.t TDS (2296 mg/l against 2100 mg/l).

Recommendations/Suggestions

1. Unit shall not exceed manufacturing from its consented capacity.
2. Unit shall not use fuel more than consented capacity.

Overall Compliance Status:

- **Non-Complying (Discharge norms & dilution)**

Photographs (Swastik Multifibre Ltd.)

Fig.1: Entry Gate



Fig.2: Manufacturing Process Area




Fig.3: PETP Inlet



Fig.4: Collection Tank



Fig.5: Tube settler



Fig.6: Media Filter



Fig.7: Sludge Drying Bed

Fig.8: PETP Flowmeter

Annexure – 75: M/s Novacare Appliances Pvt. Ltd.

<u>INDUSTRY INSPECTION REPORT</u>			
General Information & Operational Details			Date of Inspection 09/08/2024
1.	Name & complete Address:	M/s Novacare Appliances Pvt. Ltd., Plot No. 6 Phase- III, HSIIDC Barhi, Sonipat	
2.	Geographical Coordinates (Latitude and Longitude) in Decimal	Latitude: 29.112425, Longitude: 77.032657	
3.	Name of the: occupier/ contact person(s) with designation: c) Telephone/Mobile(s) d) E-mail ID(s)	Sh. Kailas Chandra (Manager) 7018106755 Email: novacareappliances15@gmail.com	
4.	Date/year of commissioning	11/09/2023	
5.	Name of SPCBs Regional Office	Regional Office, Haryana State Pollution Control Board (HSPCB), Sonipat	
6.	Operational Status of the unit	Operational (on trial basis)	
7.	Operational Schedule	General shift	
8.	Approximate Distance (Km) from River Ganga / or its tributary (specify name of the tributary) (measure via Google map)	25 km approx.	
9.	Manufacturing process flow chart for each product	Raw material→Press shop operations→Pickling→Powder coating→Drying in closed ovens→Anodizing on aluminium parts→Assembling→Quality check→Packing→Dispatch	
10.	CGWA NOC status	Validity with date (Valid copy to be attached)	If not valid, whether Applied for renewal? (application and expired NOC copy to be attached)
	NOC from CGWA as a permission to abstract groundwater (copy to be attached)	Not applicable as no borewell installed	-
11.	Consent Status	Validity with date (Valid copies to be attached)	If not valid, whether Applied for renewal?

			(application and expired consent copies to be attached)
	Consent to Operate issued under Water Act, 1974 by SPCB (copy to be attached)	14/09/2023 to 30/09/2027	-
	Consent to Operate issued under Air Act, 1981 by SPCB (copy to be attached)	14/09/2023 to 30/09/2027	-
	Authorization for Hazardous Waste Disposal issued under Hazardous and Other Wastes (Management & Transboundary Movement) Rules, 2016 by SPCB (copy to be attached)	Applied for the period of 11/09/2023 to 30/09/2027	-
12.	<u>Product(s) & Capacity-</u> {For all main product(s) and By-product(s)}	<p>A. <u>TOTAL Permitted production (As per consent):</u> Raw material (in nos. and weight in TPD): 03 MTD (MS sheet, SS sheet, Cord wire, Element, Plastic part, Heat exchanger and rubber parts) Semi-finished/Finished product (in TPD): Induction-750 nos./day, Rice cooker-500 nos./day, Gas geyser-400 nos./day, Gas stove-450 nos./day, Iron-1500 nos./day etc. Other(s): NA</p> <p>B. <u>ACTUAL TOTAL production (during the inspection): Not provided</u> Since the unit was operating on trial basis, no logbooks were maintained</p>	
13.	Type of Industry / Processes involved in operation (such as electroplating/ fabrication of parts/ assembly of parts/ automobile parts/ service station/ etc.)	Manufacture of home appliances (Powder coating/Fabrication/ assembly of parts)	
RAW WATER SUPPLY			
14.	Source(s) of raw water supply	Supply water available (Logbook not maintained)	
	In case of Borewell/ Tubewell, <u>Logbook maintained:(Yes/No)</u> (Last three months' logbooks to be attached)	Not applicable	

		Production process, Washing, etc.	Domestic	Others (specify)
15.	Average Water Consumption (KLD) (based on logbook of Water abstracted)	Logbook not maintained		
	Water abstracted during the inspection (KLD)			
	Water Consumption in KL/ MT of product			
EFFLUENT TREATMENT PLANT (ETP)/ PRIMARY ETP				
16.	Installed	Yes		
	Whether unit is connected to individual ETP/CETP (incase of CETP, specify the name of CETP)	Barhi CETP		
	Manufacturing processes from where waste water streams reaching ETP/PETP	Anodising		
	Status of ETP/ PETP (Operational/Non-operational)	Operational		
	Designed capacity of ETP /PETP (in KLD)			
	Sample collected during inspection	Yes, sample collected by RO, HSPCB, Sonipat		
	Type of Sampling	Grab		
	Names of all treatment units (Flowchart to be attached) Also, mention name of operational treatment units	Collection tank→Mixing tank→Clarifier→Tube settler→Sand filter→Carbon filter→Solar evaporator		
	Type of treatment process	Physico-chemical process		
17.	Name of chemical(s) consumed in ETP/ PETP and their quantity (in Kg/day)	Alum, Lime, Poly		
18.	System of Chemical dosing (Manual/ Mechanical through pumps)	Mechanical through pumps		
ETP/ PETP INLET				
19.	Flow meter with totalizer installed at ETP/ PETP inlet	Flow meter not installed		

	<u>Logbook maintained:</u> (Yes/No) (Last three months' logbooks to be attached)			
		Production processes	Domestic uses	Others (specify)
	Average Effluent Generation (KLD) (based on logbook of ETP/ PETP inlet)	Average effluent generation could not be measured due to lack of flow meter at PETP inlet point		
	Effluent Generation during the inspection (KLD)			
	Effluent Generation in KL/ MT of product			
ETP/ PETP OUTLET				
20.	Flow meter with totalizer installed at ETP/ PETP outlet	Yes <u>Type of Flowmeter:</u> digital		
	<u>Logbook maintained:</u> (Yes/No) (Last three months' logbooks to be attached)	Instantaneous flow rate Reading: 0.00 m ³ /hr Totalizer Reading: 467919.3 m ³ Log book not maintained		
	Average Effluent Discharge (KLD) (based on logbook of ETP/ PETP outlet)	Log book not maintained		
Effluent Discharge during the inspection (KLD)				
Effluent Discharge in KL/ MT of product				
ETP/PETP TREATED EFFLUENT RECYCLED				
21.	Whether unit recycles the ETP/PETP treated effluent	Yes		
	Process in which treated effluent is recycled	Rinsing (As per consent)		
	Flow meter with totalizer installed at ETP/ PETP outlet	No flow meter installed		
	<u>Logbook maintained:</u> (Yes/No) (Last three months' logbooks to be attached)			
		Production processes	Domestic uses	Others (specify)
	Average Water Recycled (KLD) (based on logbook of Recirculated water)	Flow meter not installed		

	Water Recycled in KL/MT of product	
	Water recycled on previous/inspection day (KLD)	
22.	Whether unit has achieved Zero Liquid Discharge If yes, confirm ZLD condition with the Consent to Operate issued under the Water Act, 1974 by SPCB	No
	TREATED EFFLUENT DISCHARGED	
	17. No. of consented outlets 18. Actual no. of outlets observed during visit	No discharge observed. As informed by the unit maximum treated effluent recycled in process and remaining is being evaporated through evaporator.
23.	Whether any By-pass / multiple Outlets of Effluent observed (Photograph and bypassed effluent sample to be attached along with analysis report)	No
	Actual mode of discharge from the unit premises	Not applicable
	Ultimate disposal point	Not applicable
24.	Tracked route to reach river Ganga or its tributary (include name of drains/intermediate rivers)	Not applicable
	ENVIRONMENTAL LAB	
25.	Availability of Environmental Lab (Also, mention type of instruments available in the lab)	No
	Staff engaged at ETP (along with nos.)	01 staff
	OCEMS STATUS AND DETAILS	
26.	Whether installed or not	Not applicable
	Whether connected to CPCB server	
	Parameters displayed on OCEMS	
	URL, Password and login ID	
	Frequency of calibration	
	Last date of calibration	
	Next due date of calibration	

	Techniques (In-line/ On-line)				
	Instantaneous values shown on OCEMS during inspection				
	Effluent Analysis Report- Quality of discharged effluent (for all parameters as notified for the Unit under Environment (Protection) Rules, 1986/required as per Consents/SPCB norms)				
	Parameter	PETP Inlet	PETP Outlet	Any Other Location	Compliance status
27.	pH	2.96	8.12	NA	Complying (ZLD)
	BOD (mg/l)	35	6	NA	
	COD (mg/l)	408	104	NA	
	TSS (mg/l)	245	42	NA	
	TDS (mg/l)	-	-	NA	
	Sulphide (mg/l)	2.8	ND	NA	
	Oil & Grease (mg/l)	12.4	BDL	NA	
	Fe (mg/)	5.78	0.44	NA	
	Zn (mg/)	8.12	0.72	NA	
	Cu (mg/)	-	-	NA	
	T. Chromium (mg/l)	1.84	0.39	NA	
	Hexavalent Chromium (mg/l)	ND	ND	NA	
28.	COMPLIANCE STATUS (Complying/Non-complying)				
	As per effluent discharge norms		Complying		
	Overall		Complying		
29.	DOMESTIC SEWAGE TREATMENT				
	Total number of employees working in the unit		07-08 nos.		
	Whether sewage line is segregated from process effluent		NA		
	Method of sewage treatment/disposal		Domestic sewage is being discharged in HSIIDC sewer line without treatment		
30.	SOLID WASTE & SLUDGE MANAGEMENT				
	Solid waste generated in the unit		ETP sludge		

	ETP sludge dewatering system	Sludge drying bed
SOLID WASTE GENERATED		
	Whether logbook for solid waste generated maintained	No
	Average solid waste generated (in kg/day or kg/month) (based on the logbook)	Since the ETP is operating on trial, hence no generation of ETP sludge was observed
	Solid waste generated on previous/inspection day (in kg/day or kg/month)	
SOLID WASTE DISPOSED		
	Mode of hazardous waste disposal	TSDf
	If disposal through TSDf site (Last 04 Form- 10 to be attached)	Since the ETP is operating on trial, hence no generation of ETP sludge was observed and disposed till date
	Whether logbook for solid waste disposed maintained (Last 03 months logbook to be attached)	
	Average solid waste disposed (in kg/day or kg/month) (based on the logbook)	
	Solid waste disposed on previous/inspection day (in kg/day or kg/month)	
31.	AIR POLLUTION – EMISSION SOURCES & CONTROL: No source of air pollution (boiler or D.G. set) was observed	
32.	<p>Specific Observations:</p> <ol style="list-style-type: none"> 7. The unit was found engaged in manufacturing of home appliances (by assembling their parts) during visit on job work basis. As informed, the unit was running on trial basis at the time of inspection. 8. The unit has installed new ETP, which was found operating on trial basis during visit. 9. PETP comprised of Collection tank→Mixing tank→Clarifier→Tube settler→Sand filter→Carbon filter→Water evaporator 10. The flowmeter at the outlet of ETP was installed after the tube settler. 11. As informed by the unit, maximum treated effluent is recycled in process and remaining is being evaporated through evaporator. The unit has not prepared water balance scheme for recycled and evaporated water. No discharge of treated effluent observed outside of the unit premises. 	

33.	Compliance status : Complying
34.	Specific Recommendations/Suggestions: 1. The unit must be re-inspected by SPCB once fully operational.
PHOTOGRAPHS	
Pic 1. Main Entrance Gate	Pic 2. Coordinates of the Unit
	
Pic 3. Processing Unit/Production Area	Pic 4. Clarifier & Tube Settler
	
Pic 5. Sand Filter & Carbon Filter	Pic 6. ETP Outlet Flowmeter & Energy Meter
	

Annexure – 76: M/s Paras Tubetech Pvt. Ltd.

INDUSTRY INSPECTION FORMAT**A. General section****Date of inspection: 08.08.2024**

1.	Name of the unit with complete postal address:	M/s Paras Tubetech Pvt Ltd. Plot no 459, Phase I, HSIIDC, Barahi, Sonipat, Haryana
2.	Spatial Co-ordinates (Latitude & longitude) in Decimal format only	Latitude: 29.097430 Longitude: 77.040881
3.	Name of Contact person with designation Phone & Email:	Onkar Singh, Plant Head 9811480523
4.	Industry Operational status	Operational

B. Consent section

5.	Consent	Yes/No/Applied	Validity (Period)
	Air /Water	Yes	14/10/2024
	Hazardous waste authorization	Yes	30/09/2024
	NOC from CGWA/other authority	No borewell	

C. Production, Process and Infrastructure

Production details		
6.	Operation schedule	12 Hrs, 6 days a week
7.	Type of industry	Metal surface treatment- Acid pickling, Gardoclean, Gardobond, Gardolube and Gardolene cleaning/coating, heat treatment
8.	Product manufactured	Coated metal tubes
9.	Consumption of utility, water and raw materials per kg of material processed	
	As per consent	Average of last three months
	Production	Not mentioned in consent, however unit representative informed 500MT/month 420-450 MT/month as informed Unit representative
	Water (KL)	No borewell, Supply through Tankers & HSIIDC, approx. 80,000 Litre per month DM water through tankers as informed. No flowmeter installed at water consumption, DM water logbook provided, however no flowmeter installed 1.82 KLD as per DM water logbook
	Raw material	Metal rods, HCL Acid, Gardoclean, Gardobond, Gardolube and Gardolene
10.	Process Details: Heat treatment process, surface coating, pointing, drawing, cutting	
11.	Fresh Water consumption Availability of separate flow meter for domestic/process use: No	

Sources of water	Totalizer reading (m ³)	Water consumption (KL) (Total of last three months)	Average water consumption (in KLD)	Logbook maintained (Yes/No)
Borewell	Not installed			
Municipal sources (HSI IDC supply)	No record maintained			
Tanker	No record maintained			
Specific freshwater consumption	No flowmeter installed at water consumption, DM water logbook provided, however no flowmeter installed 1.82 KLD as per DM water logbook			

D. Effluent management and disposal

12.	Flowmeters details	Availability (Yes/No)	Meter Reading (m ³)
	Flow at inlet	No	-
	Flow at outlet	Yes	Instantaneous-1.58 m ³ /hr Totalizer Reading-215.328 m ³
	Recycling points	No	-
13.	Effluent generation (KLD): No flowmeter at inlet, 2.164 KLD (estimated)		
14.	Specific effluent generation (KL/MT of product)	0.005 KL/MT	
15.	Effluent discharge (KLD): 2.1 KLD		
16.	Specific effluent disposal (KL/MT of product)	0.0046 KL/MT	
17.	Recycled water consumption (Avg. in KLD)	No meter was found installed at water recycling, as per unit representative unit was recycling it's all treated effluent in RHF. PETP outlet meter indicate average 2.1 KLD treated effluent generation which is recycled.	
18.	Specific recycled water consumption (KL/MT of product)		
Primary Effluent Treatment Plant (PETP)			
19.	PETP status: Operational		
20.	Installed capacity (KLD): 15 KLD however consented 5 KLD		
21.	PETP consists of: (flow diagram) Collection tanks of 30 KLD (20,000 litre wastewater and 10,000 litre exhausted acid), chemical dosing tank, Mixing Tank, Tube settler, feed tank, media and carbon filter, storage tank, 3 nos. SDB Treated water is used in Roller Hearth Furnace		
22.	Losses in PETP, %	2.96 %	

23.	Name of chemicals consumed at PETP along with quantity (10.53 kg/day)	Lime	3-8 kg/day																																																													
		Caustic	02-07 kg/day																																																													
		Polyelectrolyte	100-200 g/day																																																													
24.	Effluent disposal point	ZLD (industrial process) and CETP (domestic)																																																														
25.	Bypass arrangement for discharge of untreated effluent	Not found																																																														
26.	Status of CETP membership	Unit has not provided any CETP membership document and as per consent no effluent discharge permission outside the unit premise.																																																														
27.	Status of storm water management	HSI IDC storm water line																																																														
28.	Effluent characteristics: Samples analyzed at laboratory of HSPCB, Regional Office Sonipat PETP outlet sample collected from final outlet line after filtration units																																																															
	<table border="1"> <thead> <tr> <th>Parameter</th> <th>PETP inlet</th> <th>PETP outlet</th> <th>Prescribed discharge norms for PETP treated effluent to reuse in process</th> <th>Compliance status</th> </tr> </thead> <tbody> <tr> <td>pH</td> <td>1.51</td> <td>1.67</td> <td>6.5-8.5</td> <td rowspan="14">Treatment of effluent with damaged tube settler indicates malpractice in PETP system and dilution with freshwater in PETP at different stages. Non-Complying (Discharge norms)</td> </tr> <tr> <td>BOD (mg/l)</td> <td>36</td> <td>28</td> <td>30</td> </tr> <tr> <td>COD (mg/l)</td> <td>484</td> <td>388</td> <td>250</td> </tr> <tr> <td>TSS (mg/l)</td> <td>175</td> <td>54</td> <td>100</td> </tr> <tr> <td>TDS (mg/l)</td> <td>-</td> <td>-</td> <td>-</td> </tr> <tr> <td>Conductivity (µS/cm)</td> <td>38580</td> <td>32900</td> <td>-</td> </tr> <tr> <td>Color</td> <td>Brownish</td> <td>Colorless</td> <td>-</td> </tr> <tr> <td>Odour</td> <td>Bad</td> <td>Odorless</td> <td>-</td> </tr> <tr> <td>Ammonical Nitrogen as N (mg/l)</td> <td>15.62</td> <td>4.16</td> <td>50</td> </tr> <tr> <td>Total Chromium (mg/l)</td> <td>2.52</td> <td>0.17</td> <td>2</td> </tr> <tr> <td>Phenolic compounds (mg/l)</td> <td>2.15</td> <td>Not detected</td> <td>1</td> </tr> <tr> <td>Zinc (mg/l)</td> <td>6.36</td> <td>0.45</td> <td>-</td> </tr> <tr> <td>Nickel (mg/l)</td> <td>2.58</td> <td>0.29</td> <td>-</td> </tr> <tr> <td>Iron (mg/l)</td> <td>8.19</td> <td>0.37</td> <td>-</td> </tr> </tbody> </table>	Parameter	PETP inlet	PETP outlet	Prescribed discharge norms for PETP treated effluent to reuse in process	Compliance status	pH	1.51	1.67	6.5-8.5	Treatment of effluent with damaged tube settler indicates malpractice in PETP system and dilution with freshwater in PETP at different stages. Non-Complying (Discharge norms)	BOD (mg/l)	36	28	30	COD (mg/l)	484	388	250	TSS (mg/l)	175	54	100	TDS (mg/l)	-	-	-	Conductivity (µS/cm)	38580	32900	-	Color	Brownish	Colorless	-	Odour	Bad	Odorless	-	Ammonical Nitrogen as N (mg/l)	15.62	4.16	50	Total Chromium (mg/l)	2.52	0.17	2	Phenolic compounds (mg/l)	2.15	Not detected	1	Zinc (mg/l)	6.36	0.45	-	Nickel (mg/l)	2.58	0.29	-	Iron (mg/l)	8.19	0.37	-	
Parameter	PETP inlet	PETP outlet	Prescribed discharge norms for PETP treated effluent to reuse in process	Compliance status																																																												
pH	1.51	1.67	6.5-8.5	Treatment of effluent with damaged tube settler indicates malpractice in PETP system and dilution with freshwater in PETP at different stages. Non-Complying (Discharge norms)																																																												
BOD (mg/l)	36	28	30																																																													
COD (mg/l)	484	388	250																																																													
TSS (mg/l)	175	54	100																																																													
TDS (mg/l)	-	-	-																																																													
Conductivity (µS/cm)	38580	32900	-																																																													
Color	Brownish	Colorless	-																																																													
Odour	Bad	Odorless	-																																																													
Ammonical Nitrogen as N (mg/l)	15.62	4.16	50																																																													
Total Chromium (mg/l)	2.52	0.17	2																																																													
Phenolic compounds (mg/l)	2.15	Not detected	1																																																													
Zinc (mg/l)	6.36	0.45	-																																																													
Nickel (mg/l)	2.58	0.29	-																																																													
Iron (mg/l)	8.19	0.37	-																																																													
29.	Sludge management & disposal:																																																															
	Mechanical system details (centrifuge/decanter etc.)	-																																																														
	Sludge drying beds	Yes, 03 nos.																																																														
	Average quantity of sludge generated (Kg/day)	10 kg per day, From form 10, 8 kg/day																																																														
	Estimated sludge generation	1.32 Kg/day																																																														

	Mode of Sludge disposal	TSDF
30.	Separate Energy meter installed for PETP	Yes
	Average Electric Consumption at PETP (KWh/day)	4.025 Energy consumption is very low which indicate unit is not operating PETP.

E. Fuel consumption in boiler & Air pollution control

31.	Boiler capacity	No boiler installed
32.	DG set	Yes, 01 no. 70 KVA

F. Key issues & Recommendations

- i. Unit has CTO of no discharge from unit premise and to reuse/recycle the PETP treated effluent in mfg. process.
- ii. As per unit the treated effluent is used in cooling tower as makeup water.
- iii. Unit has two type of waste effluent generation i.e. acidic and basic nature however, no information provided by unit that how they are treating both kind of effluent and what is mixing ratio of both kind of effluent and no pH meter was found installed at inlet.
- iv. **The tube settler was found damaged and tubes were found empty with no overflowing water from tubes however, the wastewater passing through tube settler was being filtered and reaching to collection tank indicates malpractice in PETP system.**
- v. Energy consumption at PETP system was very low which also indicate that unit is not operating PETP.
- vi. No metering at fresh water consumption therefore ZLD was not verified.
- vii. The consented capacity for effluent treatment is 5 KLD and unit has 30 KLD capacity for storage of waste effluent generated i.e. 6 days.
- viii. Unit is Non-Complying w.r.t. norms prescribed in consent for treated effluent in terms of pH which is highly acidic (1.67).

G. Overall compliance status: Non –Complying (Discharge norms)

Photographs taken during visit



Photo 3: HCL storage tank for fresh acid and exhausted acid & untreated effluent storage tanks



Photo 4: PETP Inlet collection pit



Photo 5: PETP Treatment Unit (Chemical dosing & mixing tank)



Photo 6: PETP Treatment Unit (empty & damaged tube settler)



Photo 7: PETP energy meter



Photo 8: PETP Treatment Unit (MGF & ACF & treated water storage tanks (02 Nos.))



Photo 9: Sludge drying beds & sludge storage



Photo 10: PETP outlet Flowmeter & pH meter at outlet



Annexure – 77: M/s Smart Enterprises, Plot no 96, Phase-III

INDUSTRY INSPECTION REPORT (OTHERS)			
General Information & Operational Details			Date of Inspection: 12.08.2024
1.	Name & complete Address:	M/s Smart Enterprises, Plot No. 96, Sector-23, Phase-3, Barhi Industrial Area, Sonipat Haryana- 131029	
2.	Spatial Coordinates in Decimal	Latitude: 29.101008, Longitude: 77.032199	
3.	Name of the contact person (s) with designation: a) Telephone/Mobile(s) b) E-mail ID(s)	Sh. Gautam Khurana (Managing Partner) Mob: 9871220857 Email: gtelectricals@gmail.com	
4.	Year of Commissioning	2019	
5.	Name of SPCB Regional Office	Regional Office, HSPCB, Sonipat	
6.	Operational Status of the unit	Operational	
7.	Operational Schedule	General shift	
8.	Approximate Distance (Km) from River Ganga/ of its tributary (specify name)	Yamuna 10 km from the unit (measured via Google map)	
9.	Manufacturing Process flow chart for each product	<p>For Geyser: Raw material (Iron hot rolled sheet)→ Sheet cutting→ Welding→ Pickling→ Assembling of Geyser→ QC check→ Packing→ Dispatch</p> <p>For Ceiling Fan: Raw material (Stamping)→ Aluminum/Copper winding→ Powder coating→ Assembling→ QC checking→ Packing→ Dispatch</p>	
10.	NOC status	Validity with date (Valid copy to be attached)	If not valid, whether Applied for renewal (application and expired NOC copy to be attached)
	NOC from CGWA/ SGWA as a permission to abstract groundwater	Valid from 29.02.2024 to 28.02.2025	-
11.	Consents & Authorization Status	Validity with date (Valid copies to be attached)	If not valid, whether Applied for renewal (application and expired consent copies to be attached)
	Consent to Operate issued under Water Act, 1974 by SPCB	Yes	01.10.2023 to 30.09.2028
	Consent to Operate issued under Air Act, 1981 by SPCB	Yes	
	Authorization for Hazardous Waste Disposal issued under Hazardous	No Authorization (Authorization not provided)	30.09.2028 (as informed by the unit representative)

	and Other Wastes (Management & Transboundary Movement) Rules, 2016 by SPCB		
12.	<u>Product(s) & Capacity-</u> {For all main product(s) and By-product(s)}	G. TOTAL Permitted production (As per consent): Raw material (in nos. and weight): Plastic body, Geyser tank, Apparatus plate, Heating element, C fan top, Bottom cover, Copper wire, CRC stamping, rooter, Blade- 3 MT/day Semi-finished/Finished product (in nos. and weight): Other(s): Ceiling fans- 1500 nos./day and Geyser- 1000 nos./day H. ACTUAL TOTAL production (on previous/ inspection day): Raw material (in nos. or weight): Record not provided Semi-finished/ Finished product (in nos. and weight): Other(s): Geysers: 822 nos./day	
13.	Type of Industry / Processes involved in operation (such as electroplating/ fabrication of parts/ assembly of parts/ automobile parts/ service station/ etc.)	Pickling plant	
14.	RAW WATER SUPPLY		
	Source(s) of raw water supply	Fresh water supply from HSIIDC available (without flow meter)	
	In case of River/ Municipal Supply/ Tankers/ Others, <u>Logbook maintained:</u> Not maintained	Name (s) and nos. of the source: 01 (HSIIDC water supply) Whether flow meter with totalizer installed at freshwater line: Flow meter not installed <u>Type of Flowmeter:</u> Not installed	
	In case of Borewell/ Tubewell, <u>Logbook maintained:</u> Not maintained	Name (s) and nos. of the source: 01 Whether flow meter with totalizer installed at freshwater line: Flow meter not installed	
15.	Average Water Consumption (KLD) (based on logbook) Water Consumption in KL/ MT product (based on logbook)	Production process, Washing, etc.	Domestic uses
		-	Others (specify)
		-	

	Water abstracted on previous/ inspection day (KLD)	-	
16.	EFFLUENT TREATMENT PLANT (ETP) / PRIMARY ETP		
	Installed (Yes/ No)	Yes	
	Whether Unit is connected to Individual ETP/ CETP (In case of CETP, specify the name of CETP)	Effluent is evaporated through evaporator	
	Manufacturing Processes from where wastewater streams reaching ETP/ PETP	From pickling plant	
	Status of ETP/ PETP (Operational/ Non-Operational)	Operational	
	Designed capacity of ETP/ PETP (KLD)	5 KLD	
	Sample collected during inspection	Yes	
	Names of all treatment units	Inlet collection tank → Mixing tank (chemical dosing) → Clarifier → Tube settler → Sand filter → ACF → Clear water tank	
	Dimensions of treatment units	Not provided	
	Type of treatment process	Physico-chemical	
	Name of chemical(s) consumed in E. TP/ PETP and their quantity (in Kg/day)	Chemical name used in PETP: Lime, Alum, Polyelectrolyte Chemical record for the month of July, 2024:	
		Chemical Name	Total Chemical Consumption (kg)
		Lime	53
Alum		30	
Polyelectrolyte		1.35	
	Average Chemical Consumption (kg)	1.96	
	1.1	0.05	
System of chemical mixing for solution preparation (Manual/ Mixer)	Manual		
System of Chemical dosing (Manual/ Mechanical through pumps)	Mechanical (through pump)		
17.	ETP/ PETP INLET		
	Flow meter with totalizer/ V-Notch installed at ETP/ PETP inlet	Not installed	
	<u>Logbook maintained:</u> Flow meter not installed		
Average Effluent Generation	0.797 KLD (estimated)		

	(KLD) (based on logbook)	
	Effluent Generation in KL/ MT of product (based on logbook)	0.96 l/no.
	Effluent Generation on previous/ inspection day (KLD)	-
18.	ETP/ PETP OUTLET	
	Flow meter with totalizer/ V-Notch installed at ETP/ PETP outlet	Yes
	Logbook maintained: Not maintained	Type of Flowmeter: digital Instantaneous flow rate Reading: 00.00 Ltr./hr. Totalizer Reading: 548929.1129416.7m ³
	Average Effluent Discharge (KLD) (based on logbook)	0.781 KLD
	Effluent Discharge in KL/ MT of product (based on logbook)	0.95 l/no.
	Effluent Discharge on previous inspection day (KLD)	Not provided
19.	ETP/ PETP TREATED EFFLUENT RECYCLED	
	No recycling of PETP treated effluent was taking place	
	Whether Unit has achieved Zero Liquid Discharge If Yes, confirm ZLD condition with the Consent to Operate issued under the Water Act, 1974 by SPCB	No
20.	TREATED EFFLUENT DISCHARGED	
	Consented Mode of Discharge	Treatment and then evaporation through evaporator
	Consented Discharge (in KLD)	2 KLD
	e) No. of consented outlets f) Actual no. of outlets observed during visit	NA
	Whether any By-pass/ Multiple Outlets of Effluent observed	No
	Actual Mode of discharge from the unit premises	Treated effluent evaporated through evaporator
	Ultimate disposal point	Evaporator
21.	ENVIRONMENTAL LAB	
	Availability of Environmental Lab (Also, mention type of instruments available in the lab)	No
	Staff engaged at ETP (designation along with nos.)	01 staff (ETP operator)
22.	ELECTRICITY CONSUMPTION IN ETP	
	Whether separate energy meter	Yes

	installed for ETP																																									
	Average Electricity Consumption (in KWh/day) (based on logbook)	as informed, average consumption: 7 units																																								
	Instantaneous energy meter reading during inspection (in KWh)	-																																								
23.	OCEMS STATUS AND DETAILS																																									
	OCEMS not installed																																									
24.	Effluent Analysis Report- Quality of discharged effluent (for all parameters as notified for the UNIT under Environment (Protection) Rules, 1986/ required as per Consents/ SPCB norms)																																									
	<table border="1"> <thead> <tr> <th>Parameter</th> <th>PETP Inlet</th> <th>PETP Outlet</th> <th>Prescribed norm</th> <th>Compliance status</th> </tr> </thead> <tbody> <tr> <td>pH</td> <td>2.42</td> <td>7.30</td> <td rowspan="12" style="text-align: center;">ZLD as per consent</td> <td rowspan="12" style="text-align: center;">Complying (ZLD)</td> </tr> <tr> <td>Colour</td> <td>Milkish</td> <td>Colorless</td> </tr> <tr> <td>Odour</td> <td>Bad</td> <td>Odourless</td> </tr> <tr> <td>Conductivity ($\mu\text{S/cm}$)</td> <td>6670</td> <td>2280</td> </tr> <tr> <td>BOD (mg/l)</td> <td>29</td> <td>BDL</td> </tr> <tr> <td>COD (mg/)</td> <td>368</td> <td>56</td> </tr> <tr> <td>TSS (mg/l)</td> <td>315</td> <td>11</td> </tr> <tr> <td>TDS (mg/l)</td> <td>3670</td> <td>1260</td> </tr> <tr> <td>Total Chromium (mg/l)</td> <td>3.48</td> <td>0.02</td> </tr> <tr> <td>Hexavalent Chromium (mg/l)</td> <td>ND</td> <td>ND</td> </tr> <tr> <td>Oil and Grease (mg/l)</td> <td>13.8</td> <td>BDL</td> </tr> </tbody> </table>		Parameter	PETP Inlet	PETP Outlet	Prescribed norm	Compliance status	pH	2.42	7.30	ZLD as per consent	Complying (ZLD)	Colour	Milkish	Colorless	Odour	Bad	Odourless	Conductivity ($\mu\text{S/cm}$)	6670	2280	BOD (mg/l)	29	BDL	COD (mg/)	368	56	TSS (mg/l)	315	11	TDS (mg/l)	3670	1260	Total Chromium (mg/l)	3.48	0.02	Hexavalent Chromium (mg/l)	ND	ND	Oil and Grease (mg/l)	13.8	BDL
Parameter	PETP Inlet	PETP Outlet	Prescribed norm	Compliance status																																						
pH	2.42	7.30	ZLD as per consent	Complying (ZLD)																																						
Colour	Milkish	Colorless																																								
Odour	Bad	Odourless																																								
Conductivity ($\mu\text{S/cm}$)	6670	2280																																								
BOD (mg/l)	29	BDL																																								
COD (mg/)	368	56																																								
TSS (mg/l)	315	11																																								
TDS (mg/l)	3670	1260																																								
Total Chromium (mg/l)	3.48	0.02																																								
Hexavalent Chromium (mg/l)	ND	ND																																								
Oil and Grease (mg/l)	13.8	BDL																																								
25.	COMPLIANCE STATUS (Complying/ Non-complying)																																									
	As per effluent discharge norms	Complying																																								
	Overall	Complying																																								
26.	DOMESTIC SEWAGE TREATMENT																																									
	Domestic sewage is being discharged in to the HSIIDC sewer line (02 KL/day is permitted as per Consent)																																									
27.	SOLID WASTE & SLUDGE MANAGEMENT																																									
	Solid waste generated in the unit:	ETP Chemical Sludge																																								
	ETP Sludge Dewatering system	Sludge drying beds (03 nos.)																																								
	SOLID WASTE GENERATED																																									
	Whether Logbook for Solid	Yes																																								

	Waste Generated maintained				
	Average Solid waste generated (in Kg/day or Kg/month) (based on the logbook)		1.52 kg/day		
	Solid waste generated on previous/inspection day (in Kg/day or Kg/month)		NA		
	SOLID WASTE DISPOSED				
	Mode of Hazardous waste disposal If Disposal through TSDF site		Through TSDF (however, no supporting document provided)		
	Whether Logbook for Solid Waste Disposed maintained		No log book maintained		
	Average Solid waste disposed (in Kg/day or Kg/month) (based on the logbook)		Not provided		
	Solid waste disposed on previous/inspection day (in Kg/day or Kg/month)		NA		
28.	AIR POLLUTION – EMISSION SOURCES & CONTROL				
	Sources of air pollution	Chimney Details	APC Equipment	Emission Quality	
				Stipulated	
	02 nos. of stacks available	19. One Chimney attached to Pickling section having 15-meter stack height 20. Second chimney attached to powder coating section having 8 meters stack height	Wet scrubber to Chimney attached to Pickling section Cyclone chimney attached to powder coating section	SPM (Pickling section)	20 mg/l
				SPM (Powder coating section)	80 mg/l
				NOX	50 mg/l
				SOX	50 mg/l
	Fuel Consumption	Type of fuel	Consumption	Process/ Machine	
		Electricity	Electricity consumption not provided		
29.	<p>🔍 Specific Observations:</p> <ol style="list-style-type: none"> The unit was found operational at the time of inspection. The unit is engaged in pickling process of metal used for the manufacturing of geysers and ceiling fans. The unit fulfils its water requirements through HSIIDC supply. The unit also utilizes groundwater from bore well, no flowmeter was found attached to the borewell. The ETP comprises of physico-chemical followed by tertiary processes. The treated effluent is then evaporated using an evaporator. 				

	<p>6. The sludge generated is dried in 03 drying beds and is then disposed through TSDF. However, no documents were provided by the unit to support the claim. Also, no logbook of sludge is being maintained by the unit.</p> <p>7. The unit has 02 nos. of stacks with two nos. of chimneys. One chimney attached to pickling section having 15-meter stack height and second chimney attached to powder coating section having 8 meters stack height.</p> <p>8. Unit has not maintained material balance sheet of the raw and product material.</p>
30.	Compliance status: Complying (ZLD)
31.	<p>🔍 Specific Recommendations/Suggestions:</p> <p>1. The unit shall maintain proper logbooks for production, water consumption, waste water generation etc.</p>

Photographs




Annexure – 78: M/s Smart Enterprises, Plot No. 99, Phase-III, HSIIDC Barhi, Sonipat

INDUSTRY INSPECTION REPORT (OTHERS)			
General Information & Operational Details			Date of Inspection: 12.08.2024
1.	Name & complete Address:	M/s Smart Enterprises, Plot No. 99, Sector-23, Phase-3, Barhi Industrial Area, Sonipat Haryana- 131029	
2.	Spatial Coordinates in Decimal	Latitude: 29.100928, Longitude: 77.032074	
3.	Name of the contact person (s) with designation: a. Telephone/Mobile(s) b. E-mail ID(s)	Sh. Gautam Khurana (Managing Partner) Mob: 9871220857 Email: gtelectricals@gmail.com	
4.	Name of SPCB Regional Office	Regional Office, HSPCB, Sonipat	
5.	Operational Status of the unit	Operational	
6.	Operational Schedule	General shift (Number of operational days in last three months: 66 days)	
7.	Approximate Distance (Km) from River Ganga/ of its tributary(specify name)	Yamuna 10 km from the unit (measured via Google map)	
8.	Manufacturing Process flow chart for each product	Iron hot rolled/cold rolled sheet → sheet cutting → welding → phosphating → pre-heating → Powder coating → curing → Assembling of geyser → Q.C. check → Packing	
9.	Water Balance Flow Chart	Not provided	
10.	NOC status	Validity with date (Valid copy to be attached)	If not valid, whether Applied for renewal (application and expired NOC copy to be attached)
	NOC from CGWA/ SGWA as a permission to abstract groundwater	Not applicable since unit has HSIIDC connection	-
11.	Consents & Authorization Status	Validity with date (Valid copies to be attached)	If not valid, whether Applied for renewal (application and expired consent copy to be attached)
	Consent to Operate issued under Water Act, 1974 by SPCB	Yes	17.05.2023 to 30/09/2027
	Consent to Operate issued under Air Act, 1981 by SPCB	Yes	
	Authorization for Hazardous Waste Disposal issued under Hazardous and Other Wastes (Management & Transboundary Movement) Rules, 2016 by SPCB	Yes	09.06.2023 to 30.09.2027

12.	<u>Product(s) & Capacity-</u> {For all main product(s) and By-product(s)}	A. TOTAL Permitted production (As per consent): Raw material (in nos. and weight): Iron (Sheet bracket, Ring, Pipe – 5MT/day Semi-finished/Finished product (in nos. and weight):Other(s): Geyser- 8000 nos. per day B. ACTUAL TOTAL production (on previous/ inspection day): Raw material (in nos. or weight): Record not provided Semi-finished/ Finished product (in nos. and weight): 2732 nos. per day		
13.	Type of Industry / Processes involved in operation (such as electroplating/ fabrication of parts/ assembly of parts/automobile parts/ service station/ etc.)	Industry involving metal surface treatment i.e. Phosphating		
14.	RAW WATER SUPPLY			
	Source(s) of raw water supply	Fresh water supply from HSIIDC available (without flow meter)		
	In case of River/ MunicipalSupply/ Tankers/ Others, <u>Logbook maintained: No</u>	Name (s) and nos. of the source: 01 Whether flow meter with totalizer installed at freshwater line: No <u>Type of Flowmeter: NA</u> Instantaneous Reading: NA Totalizer Reading: NA		
	In case of Borewell/ Tubewell,	Not applicable		
15.	Average Water Consumption (KLD) (based on logbook) Water Consumption in KL/ MT product (based on logbook)	Production process, Washing, etc.	Domestic uses	Others (specify)
		No logbook maintained		
		Specific water consumption could not be measured		
	Water abstracted on previous/ inspection day (KLD)	Not applicable		
16.	EFFLUENT TREATMENT PLANT (ETP) / PRIMARY ETP			
	Installed (Yes/ No):	Yes		
	Whether Unit is connected to Individual ETP/ CETP	Effluent is evaporated through evaporator		
	Manufacturing Processes from where wastewater streams reaching ETP/ PETP	Phosphating		

	Status of ETP/ PETP (Operational/ Non-Operational)	Operational
	Designed capacity of ETP/ PETP (KLD)	5 KLD
	Sample collected during inspection	Yes
	Names of all treatment units	Inlet collection tank→Mixing tank (chemical dosing)→Clarifier→Tube settler→Sand filter→ACF→Clear water tank
	Dimensions of treatment units	Not provided
	Type of treatment process	Physico-chemical
	Name of chemical(s) consumed in ETP/ PETP and their quantity (in Kg/day)	Chemical name used in PETP: Lime, Alum, Polyelectrolyte Log book of chemical record not maintained
	System of chemical mixing for solution preparation (Manual/Mixer)	Manual
	System of Chemical dosing (Manual/Mechanical through pumps)	Mechanical (through pump)
17.	ETP/ PETP INLET	
	Flow meter with totalizer/ V-Notch installed at ETP/ PETP inlet	Not installed
	Average Effluent Generation (KLD) (based on logbook)	1.766 KLD(estimated)
	Effluent Generation in KL/ MT of product (based on logbook)	Could not be measured
	Effluent Generation on previous/ inspection day (KLD)	
18.	ETP/ PETP OUTLET	
	Flow meter with totalizer/ V-Notch installed at ETP/ PETP outlet	Yes Type of Flowmeter: digital Instantaneous flow rate Reading: 00.00 m ³ /hr Totalizer Reading: 129416.7m ³
	Logbook maintained: Not maintained	
	Average Effluent Discharge (KLD) (based on logbook)	1.732 KLD
	Effluent Discharge in KL/ MT of product (based on logbook)	-
	Effluent Discharge on previous inspection day (KLD)	-
19.	ETP/ PETP TREATED EFFLUENT RECYCLED	
	whether unit Recycles the ETP/ PETP Treated Effluent	No
20.	TREATED EFFLUENT DISCHARGED	

	Consented Mode of Discharge	Partially for rinsing & partial evaporated																														
	Consented Discharge (in KLD)	Effluent is evaporated through evaporator																														
	a) No. of consented outlets b) Actual no. of outlets observed during visit	-																														
	Whether any By-pass/Multiple Outlets of Effluent observed	No																														
	Actual Mode of discharge from the unit premises	NA																														
	Ultimate disposal point	NA																														
	Tracked route to reach river Ganga or its tributary (include name of drains/ intermediate rivers)	NA																														
21.	ENVIRONMENTAL LAB																															
	Availability of Environmental Lab (Also, mention type of instruments available in the lab)	No																														
	Staff engaged at ETP (designation along with nos.)	NA																														
22.	ELECTRICITY CONSUMPTION IN ETP																															
	Whether separate energy meter installed for ETP	Yes																														
	Average Electricity Consumption (in KWh/day) (based on logbook)	as informed average consumption: 7 units																														
	Instantaneous energy meter reading during inspection (in KWh)	Energy meter reading during visit: 2510.09 KWh																														
23.	Effluent Analysis Report- Quality of discharged effluent (for all parameters as notified for the UNIT under Environment (Protection) Rules, 1986/ required as per Consents/ SPCB norms)																															
	<table border="1" style="width: 100%; border-collapse: collapse;"> <thead> <tr> <th style="width: 30%;">Parameter</th> <th style="width: 10%;">PETP Inlet</th> <th style="width: 10%;">PETP Outlet</th> <th style="width: 30%;"></th> <th style="width: 20%;">Compliance status</th> </tr> </thead> <tbody> <tr> <td>pH</td> <td>1.49</td> <td>7.05</td> <td rowspan="8" style="text-align: center; vertical-align: middle;">ZLD as per Consent</td> <td rowspan="8" style="text-align: center; vertical-align: middle;">Complying (ZLD)</td> </tr> <tr> <td>BOD (mg/l)</td> <td>32</td> <td>BDL</td> </tr> <tr> <td>COD (mg/)</td> <td>420</td> <td>40</td> </tr> <tr> <td>TSS (mg/l)</td> <td>345</td> <td>14</td> </tr> <tr> <td>Total Chromium (mg/l)</td> <td>4.15</td> <td>0.03</td> </tr> <tr> <td>Hexavalent Chromium (mg/l)</td> <td>ND</td> <td>ND</td> </tr> <tr> <td>Oil and Grease (mg/l)</td> <td>12.6</td> <td>BDL</td> </tr> </tbody> </table>				Parameter	PETP Inlet	PETP Outlet		Compliance status	pH	1.49	7.05	ZLD as per Consent	Complying (ZLD)	BOD (mg/l)	32	BDL	COD (mg/)	420	40	TSS (mg/l)	345	14	Total Chromium (mg/l)	4.15	0.03	Hexavalent Chromium (mg/l)	ND	ND	Oil and Grease (mg/l)	12.6	BDL
Parameter	PETP Inlet	PETP Outlet		Compliance status																												
pH	1.49	7.05	ZLD as per Consent	Complying (ZLD)																												
BOD (mg/l)	32	BDL																														
COD (mg/)	420	40																														
TSS (mg/l)	345	14																														
Total Chromium (mg/l)	4.15	0.03																														
Hexavalent Chromium (mg/l)	ND	ND																														
Oil and Grease (mg/l)	12.6	BDL																														
24.	COMPLIANCE STATUS (Complying/ Non-complying)																															
	As per effluent discharge norms	Complying																														
	Overall	Complying																														

25.	DOMESTIC SEWAGE TREATMENT				
	Whether sewage line is segregated from process effluent		Yes		
	Method of Sewage Treatment/ Disposal		HSI IDC sewer		
26.	SOLID WASTE & SLUDGE MANAGEMENT				
	Solid waste generated in the unit:		ETP Chemical Sludge		
	ETP Sludge Dewatering system		Sludge drying beds (03 nos.)		
	SOLID WASTE GENERATED				
	Whether Logbook for Solid Waste Generated maintained (Last three months' logbooks to be attached)		Yes		
	Average Solid waste generated (in Kg/day or Kg/month) (based on the logbook)		1.6 kg/day		
	SOLID WASTE DISPOSED				
	Mode of Hazardous waste disposal		Through TSDF (Gujrat Enviro Protection and Infrastructure (Haryana) Pvt. Ltd., Faridabad)		
	If Disposal through TSDF site		Copy of Manifest (Form 10) dated 19.01.2024 provided		
	Whether Logbook for Solid Waste Disposed maintained		No		
	Average Solid waste disposed (in Kg/day or Kg/month) (based on the logbook)		ETP sludge (0.410 MT) as per Manifest (Form 10) dated 19.01.2024		
27.	AIR POLLUTION – EMISSION SOURCES & CONTROL				
	Sources of air pollution	Chimney Details	APC Equipment		Emission Quality
			Stipulated	Provided	Stipulated
	NA	Stack attached to wet scrubber on phosphating section having 21 meter height	Wet scrubber		
	Details of D.G Set		Capacity	Exhaust pipe (in m)	Emission Std.
			NA	NA	NA
			NA	NA	NA
	Fuel Consumption		Type of fuel	Consumption	Process/ Machine
Gas			Not provided		
28.	 Specific Observations:				
	1. The unit has freshwater supply from HSI IDC, however, no flow metering at the supply water observed during visit.				
	2. The unit was found engaged in metal surface treatment i.e. Phosphating.				

	<ol style="list-style-type: none"> 3. The unit has installed PETP having capacity of 5 KLD for the treatment of effluent generated from the phosphating process of metal. 4. As observed, PETP comprised of Inlet collection tank→Mixing tank→Tube settler→MGF→ACF→Water evaporator. 5. The unit has installed flow meter at outlet of PETP. However, logbooks for the same was not maintained. The unit has not installed flow meter at PETP inlet point. 6. The unit has appointed 01 nos. of ETP staff for the operation and maintenance of PETP. 7. The unit has stack attached to wet scrubber on phosphating section having 21meter height. 8. The unit use polyelectrolyte, alum and lime in the treatment of effluent generated from the process, however the logbook for the same was not maintained by the unit.
29.	Complying status: Complying (ZLD)

Photographs

<p>Fig.1: Entrance gate</p> 	<p>Fig.2: Manufacturing process area</p> 
<p>Fig.3: Manufacturing process area</p> 	<p>Fig.4: Coordinates of the unit</p> 
<p>Fig.5: ETP set up</p> 	<p>Fig.6: Flow meter at PETP outlet</p> 

Annexure – 79: M/s Bajrang Engineering Works

INDUSTRY INSPECTION FORMAT

Date of inspection:12.08.2024

A. General section

1.	Name of the unit with complete postal address:	M/s Bajrang Engineering Works, Plot No 296, HSIIDC, Barhi, Dist. Sonapat, Haryana
2.	Spatial Co-ordinates (Latitude & longitude) in Decimal format only	Latitude: Longitude:
3.	Name of Contact person with designation Phone & Email:	Mr. Sukhdev Sharma; Plant Owner 9999804175 sharmapunk2001@gmail.com
4.	Industry Operational status	Operational

B. Consent section

(Attach valid copies, or if expired then attach recent expired copies along with copy of application)

5.	Consent	Yes/No/Applied	Validity (Period)
	Air /Water	Yes	30.09.2029
	Hazardous waste authorization	Copy of authorization not provided As per information available on portal https://ocmms.nic.in/ , unit applied for authorization on 08.08.2024 which was approved by HSPCB on 23.08.2024	
	NOC from Haryana Water Resources Authority (HWRA)/other authority	01 borewell – NOC not available	

C. Production, Process and Infrastructure

Production details		
6.	Number of operational days in last three months (as per data provided by unit)	No record maintained
7.	Operation schedule (Operation hours/day)	Day shift (08 hrs./day)
8.	Type of industry	Surface treatment of metal sheets
9.	Consumption of utility, water and raw materials per kg of material processed	
		As per consent
		Actual
	Production (kg or MT)	SS sheets – 3.8 MT/day
	Steam (MT)	No steam requirement, no boiler
	Water (KL)	Industrial – 2.0 KLD (ZLD) Domestic – 1.0 KLD
	Major Raw material	SS Plate – 4 MT/day
		No record maintained; 500 kg/day on the date of visit
10.	Process details: As informed by unit representative during visit Steel sheets – Sulphuric acid bath – Washing – Nitric acid bath – Washing – Storage	
11.	Fresh Water consumption Availability of separate flow meter for domestic/process use: No Domestic and industrial use from borewell and HSIIDC supply	

Sources of water	Totalizer reading (m ³)	Water consumption (KL) (Total of last three months)	Average water consumption (in KLD)	Logbook maintained (Yes/No)
Borewell	01 borewell without flow meter, no logbook maintained Estimated process freshwater consumption on the date of visit – 0.26 KLD			
Municipal sources	0012.11 m ³	No record maintained HSI IDC bill not provided		
Specific freshwater consumption		0.53 KL/MT of product		

D. Effluent management and disposal

12.	Flowmeters details	Availability (Yes/No)	Meter Reading (m ³ /hr)
	Flow at inlet	Yes, but found in non-functional condition	
	Flow at outlet	Yes	Power supply failure
	Recycling points	No meter at reuse point	NA
13.	Effluent generation (KLD): No record maintained, Estimated considering 15 % loss of freshwater in process = 0.26 KLD – (15 % of 0.26 KLD) = 0.224 KLD		
14.	Specific effluent generation	0.45 KL/MT of product	
15.	Effluent disposal (KLD): No discharge, unit is operating on ZLD		
16.	Specific effluent disposal (KL/MT of product)	NA	
17.	Recycled water consumption (Avg. in KLD)	Final treated effluent from PETP - RO plant (i.e. RO permeate) is recycled back to process and reject is used as makeup in wet scrubber, toilets and floor washing. Logbook not maintained	
18.	Specific recycled water consumption (KL/MT of product)		
Primary Effluent Treatment Plant (PETP)			
19.	PETP status: Operational		
20.	Installed capacity (KLD): No information provided by unit representative		
21.	PETP consists of: (flow diagram) Raw effluent collection tank → Chemical mixing tank → Reaction tank → Tube settler → Pressure Sand Filter (PSF) → Activated Carbon Filter (ACF) → Reverse Osmosis plant → Permeate to Process and Reject to Wet scrubber, toilet flushing and floor washing		
22.	Losses in PETP, %	03 %	
23.	Name of chemicals consumed at PETP along with quantity (kg/day)	Lime	No record maintained
		Alum	
		Polyelectrolyte	
		Total chemical consumption	
24.	Effluent disposal point	HSI IDC sewer line	
25.	Bypass arrangement for discharge of untreated effluent	Not found	
26.	Status of CETP membership	Connected with CETP however no document provided	
27.	Status of storm water management	HSI IDC storm water line	

28.	Effluent characteristics: Samples analyzed at laboratory of HSPCB, Regional Office Faridabad PETP outlet sample collected from permeate line after Reverse Osmosis plant (process reuse point)			
	Parameter	PETP inlet	PETP outlet	Prescribed norms
	pH	2.07	8.52	Recycle/ reuse in process
	BOD (mg/l)	85	BDL	
	COD (mg/l)	548	44	
	TSS (mg/l)	360	24	
	TDS (mg/l)	1280	520	
	Oil & Grease (mg/l)	16.4	BDL	
	Sulphate (mg/l)	275	45	
	Total Cr (mg/l)	3.19	BDL	
	Hexavalent Chromium (mg/l)	BDL	BDL	
	Zinc (mg/l)	16.52	0.116	
	Iron (mg/l)	10.78	0.04	
	Ammonical Nitrogen (mg/l)	15.62	2.24	
Conductivity (µS/cm)	2320	1005		
Compliance status				
Complying (ZLD)				
29.	Sludge management & disposal:			
	Mechanical system details (centrifuge/decanter etc.)		No mechanical system	
	Sludge drying beds		Total Nos: 01	
	Average quantity of sludge generated (Kg/day)		Logbook/data not maintained by unit (not provided to the inspection team)	
	Estimated sludge generation		Chemical consumption data not provided hence sludge generation cannot be estimated	
30.	Separate Energy meter installed for PETP		Yes; Reading during visit – 01697.2 kWh	
	Average Electric Consumption at PETP (KWh/day)		Logbook/data not maintained by unit (not provided to the inspection team)	

E. Hazardous waste section

31.	Hazardous waste management	
	Authorization status	Copy of authorization not provided As per information available on portal https://ocmms.nic.in/ , unit applied for authorization on 07.09.2021 which was approved by HSPCB on 16.10.2021
	Remark: Copy of agreement with recyclers/TSDf, Form - 10 & logbook of PETP sludge/hazardous waste generation and disposal data not provided to inspection team	

F. Fuel consumption in boiler & ash management

No boiler in premises, thus no boiler ash generation

G. Specific observations & Recommendations

- i. Unit has consent to operate on Zero Liquid Discharge (ZLD).
- ii. To ensure ZLD, unit has installed Reverse Osmosis (RO) plant after PETP (physico-chemical + tertiary filtration system). RO permeate is used in process and the reject is fed into Wet scrubber as make-up water, toilets flushing and floor washing.
- iii. Fumes suction hood & air pollution control equipment found installed (and operational) in process area for collection and treatment of acidic fumes generated from process area.
- iv. One borewell without flow meter found within premises.
- v. Unit is recommended for following:
 - a. Either obtain NOC from Haryana Water Resources Authority (HWRA) for groundwater abstraction from existing borewell or dismantle the same.
 - b. Make the flow meters operational installed at inlet and outlet (after ACF) of PETP.
 - c. Install flow meter at permeate and reject line of RO plant and maintain logbook for the same.
 - d. Install flow meter at treated effluent reuse point in process & RO reject utilization point at wet scrubber and maintain logbook for the same.
 - e. Install flow meter at line carrying freshwater to the process area.
 - f. Maintain logbook for raw material consumption, production, freshwater consumption in process, PETP inlet, PETP outlet, PETP chemical consumption, PETP sludge generation & disposal, and energy consumption in PETP.

H. Overall Compliance status: Complying (ZLD)

Photographs taken during visit



Photo 1: Entrance gate of unit



Photo 2: Manufacturing process area



Photo 3: PETP inlet collection tank



Photo 4: Chemical reaction tank, tube settler & filtration units



Photo 5: Chemical dosing system



Photo 6: RO system in PETP



Photo 7: HSIIDC water line flow meter



Photo 8: PETP energy meter



Photo 9: PETP inlet flow meter



Photo 10: Borewell without flow meter



Photo 11: Fumes Suction hood



Photo 12: Wet scrubber

INDUSTRY INSPECTION FORMAT

Date of inspection:12.08.2024

A. General section

1.	Name of the unit with complete postal address:	M/s Deepak Enterprises, Plot No 262, HSIIDC, Barhi, Dist. Sonipat, Haryana
2.	Spatial Co-ordinates (Latitude & longitude) in Decimal format only	Latitude: Longitude:
3.	Name of Contact person with designation Phone & Email:	Mr. Santosh Kumar; Production Incharge 9896625669 jatin.shreenathji@gmail.com
4.	Industry Operational status	Operational

B. Consent section

(Attach valid copies, or if expired then attach recent expired copies along with copy of application)

5.	Consent	Yes/No/Applied	Validity (Period)
	Air /Water	Yes	30.09.2026
	Hazardous waste authorization	Copy of authorization not provided As per information available on portal https://ocmms.nic.in/ , unit applied for authorization on 07.09.2021 which was approved by HSPCB on 16.10.2021	
	NOC from Haryana Water Resources Authority (HWRA)/other authority	No borewell	

C. Production, Process and Infrastructure

Production details		
6.	Number of operational days in last three months (as per data provided by unit)	No record maintained
7.	Operation schedule (Operation hours/day)	Day shift (06 hrs./day)
8.	Type of industry	Electroplating of metal bolts
9.	Consumption of utility, water and raw materials per kg of material processed	
	As per consent	Actual
	Production (kg or MT)	300 cases/day
	Steam (MT)	No boiler
	Water (KL)	Industrial – 0.5 KLD Domestic – 0.5 KLD
	Major Raw material	Mild HCL – 05KLD; Zinc plates – 02 kg/day; Zinc chloride – 02 kg/day; Potash – 03 kg/day; Sulphuric acid – 03 KLD; Trivalent Passivation Chrome – 01 KLD

10.	Process details: As informed by unit representative during visit Washing of Raw metal bolts – Caustic treatment – Washing – Mild HCl acid treatment – Washing – Drying			
11.	Fresh Water consumption Availability of separate flow meter for domestic/process use: No Domestic and industrial use from HSIIDC supply			
	Sources of water	Totalizer reading (m³)	Water consumption (KL) (Total of last three months)	Average water consumption (in KLD)
	Borewell	No borewell		
	Municipal sources (HSIIDC supply)	10803.75	No record maintained HSIIDC bill not provided	
	Specific freshwater consumption (KL/MT)		Can't be calculated	

D. Effluent management and disposal

12.	Flowmeters details	Availability (Yes/No)	Meter Reading (m³/hr)
	Flow at inlet	Yes	Reading not visible
	Flow at outlet	Yes	Meter reading showing zero
	Recycling points	No recycling	NA
13.	Effluent generation (KLD)	No record maintained	
14.	Specific effluent generation (KL/MT of product)	NA	
15.	Effluent disposal (KLD)	No record maintained	
16.	Specific effluent disposal (KL/MT of product)	NA	
17.	Recycled water consumption (Avg. in KLD)	No recycling	
18.	Specific recycled water consumption (KL/MT of product)		
Primary Effluent Treatment Plant (PETP)			
19.	PETP status: Operational		
20.	Installed capacity (KLD): No information provided by unit representative		
21.	PETP consists of: (flow diagram) Bar screen → Raw effluent collection tank → Chemical mixing tank → Reaction tank → Tube settler → Pressure Sand Filter → Activated Carbon Filter → Outlet to HSIIDC sewer line <i>Remark: The existing PETP can reduce BOD upto 50%, COD upto 60% & TDS upto 25% only.</i>		
22.	Losses in PETP, %	NA	
23.	Name of chemicals consumed at PETP along with quantity (kg/day)	Lime	No record maintained
Alum			
Polyelectrolyte			

24.	Effluent disposal point	HSIIDC sewer line		
25.	Bypass arrangement for discharge of untreated effluent	Not found		
26.	Status of CETP membership	Connected with CETP however no document provided		
27.	Status of storm water management	HSIIDC storm water line		
28.	Effluent characteristics: Samples analyzed at laboratory of HSPCB, Regional Office Faridabad PETP outlet sample collected from final outlet line after Carbon filter			
	Parameter	PETP inlet	PETP outlet	Prescribed discharge norms
	pH	1.68	2.95	6.0 – 9.0
	BOD (mg/l)	92	BDL	500
	COD (mg/l)	1280	88	1400
	TSS (mg/l)	625	115	1500
	TDS (mg/l)	2620	8390	2100
	Oil & Grease (mg/l)	17.4	BDL	15
	Sulphate (mg/l)	165	56	-
	Total Cr (mg/l)	4.45	3.44	-
	Zinc (mg/l)	148.68	93.88	-
	Iron (mg/l)	1.19	BDL	-
	Hexavalent Chromium (mg/l)	BDL	BDL	-
	High reduction in pollution parameters (BOD, COD) indicating dilution with freshwater in PETP at different stages.			
	Non-complying (Discharge norms & Dilution)			
29.	Sludge management & disposal:			
	Mechanical system details (centrifuge/decanter etc.)	No mechanical system		
	Sludge drying beds	Total Nos: 01		
	Average quantity of sludge generated (Kg/day)	Logbook/data not maintained by unit (not provided to the inspection team)		
	Estimated sludge generation	Can't be estimated as chemical consumption data not provided		
30.	Separate Energy meter installed for PETP	Yes; Reading during visit – 00109.9 kWh		
	Average Electric Consumption at PETP (KWh/day)	Logbook/data not maintained by unit (not provided to the inspection team)		

E. Hazardous waste section

31.	Hazardous waste management		
	Authorization status	Copy of authorization not provided	

		As per information available on portal https://ocmms.nic.in/ , unit applied for authorization on 07.09.2021 which was approved by HSPCB on 16.10.2021
Remark:		Copy of agreement with recyclers/TSDF, Form - 10 & logbook of PETP sludge/hazardous waste generation and disposal data not provided to inspection team

F. Fuel consumption in boiler & ash management

No boiler in premises, thus no boiler ash generation

G. Key issues & Recommendations

vi.	Highly acidic effluent discharge (pH – 2.95) with high TDS – 8390 mg/l
vii.	With existing treatment scheme, such a high reduction in pollution parameters indicates dilution with freshwater in PETP at different stages.
viii.	Outlet flow meter showing zero reading when there was effluent flow in outlet line after filtration unit in PETP.
ix.	Fumes suction hood & air pollution control equipment not installed in process area for collection and treatment of acidic fumes generated from electroplating area in the premises.
x.	Unit is recommended for following: <ul style="list-style-type: none"> • Calibration of flow meters installed at inlet and outlet of PETP. • Install flow meter at line carrying freshwater to the process area. • Install suction hood & air pollution control equipment for collection and treatment of acidic fumes generated from electroplating area in the premises. • Maintain logbook for production, freshwater consumption in process, PETP inlet, PETP outlet, PETP chemical consumption, PETP sludge generation & disposal, and energy consumption in PETP.

H. Overall Compliance status: Non-complying (Discharge norms & Dilution)

Photographs taken during visit





Photo 3: PETP inlet collection tank



Photo 4: Chemical reaction tank & tube settler



Photo 5: Chemical dosing system



Photo 6: Tertiary treatment (Filtration) system



Photo 7: HSIIDC water line flow meter



Photo 8: Sludge drying beds



Photo 9: PETP inlet flow meter



Photo 10: PETP energy meter

Annexure – 81: M/s Design O Creations


INDUSTRY INSPECTION REPORT (OTHERS)	
General Information & Operational Details	Date of Inspection: 07.08.2024
1.	Name & complete Address: M/s. Design O Creations, Plot no. 175, HSIIDC, Phase I, Barhi, Sonipat
2.	Spatial Coordinates in Decimal Lat.: 29.10321677475954 Long: 77.04348703806211
3.	Name of the contact person (s) with designation: a) Telephone/Mobile(s) b) E-mail ID(s) Sh. Atul Handa, Owner 9810333197 atulhanda71@hotmail.com
4.	Year of Commissioning 2018
5.	Name of SPCB Regional Office Regional Office, Sonipat
6.	Operational Status of the unit Operational
7.	Operational Schedule 08 hrs/day
8.	.Manufacturing Process flow chart for each product FMCG display units & kitchen accessories
9.	NOC status Validity with date (Valid copy to be attached)
	Consent to Operate issued under Water Act, 1974 by SPCB 01.04.2020 to 30.09.2024
	Consent to Operate issued under Air Act, 1981 by SPCB 01.04.2020 to 30.09.2024
	Authorization for Hazardous Waste Disposal issued under Hazardous and Other Wastes (Management & Transboundary Movement) Rules, 2016 by SPCB 25.02.2021 to 31.03.2026
	NOC from CGWA/ SGWA as a permission to abstract groundwater HSIIDC water supply
10.	<u>Product(s) & Capacity-</u> {For all main product(s) and By-product(s)} i. <u>TOTAL Permitted production (As per consent):</u> Semi-finished/Finished product (in nos. and weight): Other(s): 450 Numbers/day ii. <u>ACTUAL TOTAL production (on previous/ inspection day):</u> Raw material (in nos. or weight): Semi-finished/ Finished product (in nos. and weight): Other(s): 20-250 Numbers/day
	Type of Industry / Processes involved in Others (FMCG display units and Kitchen

	operation (such as electroplating/ fabrication of parts/ assembly of parts/automobile parts/ service station/ etc.)	accessories)		
11.	RAW WATER SUPPLY			
	Source(s) of raw water supply	HSIIDC water supply		
	<u>Logbook maintained:(Yes/No)</u> (Last three months'logbooks to be attached)	Whether flow meter with totalizer installed at freshwater line(Yes/No) <u>Type of Flowmeter:</u> No flow meter		
12.	Water Consumption	Production process, Washing, etc.	Domestic uses	Others (specify)
	Average Water Consumption (KLD) (based on logbook)	Logbook not provided/maintained		
	Water Consumption in KL/ MT of product (based on logbook)			
	Water abstracted on previous/ inspection day (KLD)			
13.	PRIMARY EFFLUENT TREATMENT PLANT (PETP)			
	Installed (Yes/ No)	Yes		
	Whether Unit is connected to Individual ETP/ CETP (In case ofCETP, specify the name of CETP)	CETP Barhi (ZLD Unit))		
	Manufacturing Processes from where wastewater streams reaching ETP/ PETP	Rinsing after KOD, degreasing and rinsing after phosphating. Floor washing, waste water during passivation.		
	Status of ETP/ PETP (Operational/ Non-Operational)	PETP was found non-operational due to no effluent generation activity at the time of inspection. The unit representative informed that the unit's PETP is operated intermittently.		
	Designed capacity of ETP/ PETP (KLD)	3 KLD		
	Sample collected during inspection	No ZLD unit (Evaporation)		
	Names of all treatment units	Screen---- Grit----Equalization Tank----Chemical reaction tank----Sedimentation----Filtration----Absorption----Sludge withdrawal /sludge drying/disposal----Water evaporator		
	Dimensions of treatment units	Not provided		
	Type of treatment process	Physico-chemical and Water Evaporator		
	Name of chemical(s) consumed in ETP/ PETP and their quantity (in Kg/day)	Lime. Poly , Alum		
	System of chemical mixing for solution preparation (Manual/ Mixer)	Manual		

System of Chemical dosing (Manual/Mechanical through pumps)	Manual
PETP INLET	
Flow meter with totalizer/ V-Notch installed at ETP/ PETP inlet	No flow meter
Logbook maintained: (Yes/No) (Last three months' logbooks to be attached)	No
Average Effluent Generation (KLD) (based on logbook)	NA
Effluent Generation in KL/ MT of product (based on logbook)	NA
PETP OUTLET	
Flow meter with totalizer/ V-Notch installed at PETP outlet: Yes Logbook maintained: (Yes/No) (Last three months' logbooks to be attached): Yes Type of Flowmeter: mechanical/ digital/electromagnetic/ultrasonic etc. Initial meter reading during inspection: 0.0 m ³ /hr Totalizer meter reading during inspection: 4.125 m ³	
Average Effluent Discharge (KLD): NIL	
PETP TREATED EFFLUENT RECYCLED	
Whether unit Recycles the PETP Treated Effluent: Yes (ZLD-through evaporator)	
Processes in which Treated Effluent is Recycled: Water Evaporator	
Effluent Recycled: 930 m ³ (07.07.2024) and 1419 m ³ (28.07.2024) (based on logbook of PETP outlet) Only 02 days in the month of July 2024.	
Whether Unit has achieved Zero Liquid Discharge? Yes If Yes, confirm ZLD condition with the Consent to Operate issued under the Water Act, 1974 by SPCB Yes: Confirmed, during inspection it was found that treated water was not in the treated water tank and carbon filter, hence water evaporation was not operational and no waste was being released from the unit.	
TREATED EFFLUENT DISCHARGED	
Consented Mode of Discharge: ZLD	
Consented Discharge (in KLD): NIL	
a) No. of consented outlets: NIL b) Actual no. of outlets observed during visit: NIL	
Whether any By-pass/ Multiple Outlets of Effluent observed: No	
Actual Mode of discharge from the unit premises: Water Evaporator	
Ultimate disposal point: Water Evaporator	
14.	ELECTRICITY CONSUMPTION IN PETP
Whether separate energy meter installed for ETP: Yes	
Average Electricity Consumption (in KWh/day) (based on logbook): 7 Kwh (07.07.2024)	
Instantaneous energy meter reading during inspection (in KWh): No log book properly maintained.	
15.	Effluent Analysis Report
Sample was not collected because unit was operating on ZLD basis through PETP followed by water evaporator.	

17.	SOLID WASTE & SLUDGE MANAGEMENT					
	Solid waste generated in the unit: Data not provided PETP Sludge Dewatering system: Sludge Generation: 1.7 kg (07.07.2024 and 29.07.2024 (2 kg)					
18.	AIR POLLUTION – EMISSION SOURCES & CONTROL					
	Sources of air pollution	Chimney Details	APC Equipments		Emission Quality	
			Stipulate	Provided	Stipulate	
	DG Set	01	-	Yes	Not provided	
	Fuel Consumption		Type of fuel		Consumption	Process/ Machine
			Diesel		0.100 KL/day	-
19.	Specific Observations:					
1.	The unit was involved manufacturing of FMCG display unit and kitchen accessories.					
2.	The consent issued by HSPCB under water Act 1974 and Air Act 1981 is valid upto 30.09.2024.					
3.	The unit has no discharge of treated effluent and it disposed through evaporator.					
4.	The unit was not maintained logbooks of production, energy, PETP inlet, chemical consumption, sludge generation and disposal.					
5.	During inspection it was seen that the treated water was not in treated water tank and the carbon filter, hence the water evaporator was not operational.					
6.	At the time of inspection, the PETP was found non-operational as there was no waste water generation from the process and unit representative informed that the unit's PETP is operated intermittently.					
20.	Specific Recommendations/Suggestions:					
1.	The unit shall install flowmeter at PETP inlet, HSIIDC water supply line, electricity meter and maintained logbook of the same.					
2.	The unit shall maintain logbook of chemical consumption, sludge generation and disposal.					
21.	Overall compliance status: Non-complying (PETP was found non-operational)					

Photographs




PETP collection tank (Empty)



Filter



Evaporator



ETP treated clear water tank

INDUSTRY INSPECTION FORMAT**A. General section****Date of inspection: 12/08/2024**

1.	Name of the unit with complete postal address:	M/s Goel Bros, Plot no. 73, Phase I, HSIIDC Barhi, Sonipat
2.	Spatial Co-ordinates (Latitude & longitude) in Decimal format only	29.103854, 77.047595
3.	Name of Contact person with designation Phone & Email:	Sh. Sabir, Supervisor Ph. No. 7834949644
4.	Industry Operational status	Operational

B. Consent section

(Attach valid copies, or if expired then attach recent expired copies along with copy of application)

5.	Consent	Yes/No/Applied	Validity (Period)
	Air /Water	Yes	30/09/2025
	Hazardous waste authorization	Yes	30/09/2025
	NOC from CGWA/other authority	No (not provided)	Not applicable

C. Production, Process and Infrastructure

Production details			
6.	Number of operational days in last three months	19 days (from 01/07/2024 to 13/08/2024)	
7.	Operation schedule (Operation hours/day)	Day shift	
8.	Product manufactured	Metal surface treatment	
9.	Consumption of utility, water and raw materials per kg of material processed		
		As per consent	Average (last three months)
	Production in (Kg/ Sq. meter/ nos.)	Door & window fittings – 10000 Nos./day	Information not provided
	Steam (MT)	Not mentioned	Not applicable
	Water (KL)	Not mentioned	Information not provided
	Raw material (dyes & chemicals)	Aluminium section-1 MT/day, Stainless steel bar/strip-1 MT/day	Cleaning chemical-5 L/month, Al-Zincate-30 L/month, Black nickel salt-5 Kg/month, Nickel sulphate-2 Kg/month, Nickel Chloride-2

					Kg/month, Boric acid-5.5 Kg/month, PU Liquor-10 Kg/month, Brightener for Nickel-10 L/month, DM water-20000 L/month
10.	Process details: Cleaning in ultrasonic machine → Rinsing → Cleaning in cathodic cleaning tank → Rinsing → Dipping in Al-Zincate → Rinsing → Nickel plating → Rinsing → Satin Matt finishing by abrasive wheel → Dip in liquor → Rinsing → Baking in oven				
11.	Details of wet processing machinery (Nos. & Capacity)	Ultrasonic machine-1 no. PP Tank-12 Nos. Liquor Tank-4 Nos. Tub (100 L)-21 Nos.			
12.	Fresh Water consumption Availability of separate flow meter for domestic/process use: Yes				
	Sources of water	Totalizer reading (m³)	Water consumption (KL) (Total of last three months)	Average water consumption (in KLD)	Logbook maintained (Yes/No)
	Borewell	No flow meter installed	Not applicable	Not applicable	Not applicable
	HSI IDC supply	0000 KL	Could not be calculated	Could not be calculated	No
	Remark: DM water is used by the unit for washing of product after electroplating. No record of consumption of DM water was provided by the unit.				
	Specific water consumption in KL/MT	Could not be calculated			

D. Effluent management and disposal

13.	Flowmeters details	Availability (Yes/No)	Totalizer Reading (m³)
	Flow at PETP inlet	ETP was non-operational	Not applicable
	Flow at PETP outlet	ETP was non-operational	Not applicable
	Recycling points	Not applicable	Not applicable
14.	Effluent generation (KLD)	2.2 KLD (as per logbook data from 01/07/2024 to 12/08/2024)	
15.	Specific effluent generation (KL/MT of product)	Could not be calculated as production data was not provided by the unit.	
16.	Effluent disposal (KLD)	Not applicable	
17.	Specific effluent Disposal (KL/MT of product)	Not applicable	

18.	Recycled water consumption (Avg. in KLD)	Not applicable	
19.	Specific recycled water consumption (KL/MT of product)	Not applicable	
Primary Effluent treatment plant (PETP)			
20.	PETP status: Non-operational		
21.	Installed capacity (KLD): Information not provided Utilized capacity (KLD): Information not provided Consented trade effluent generation: 2 KLD		
22.	PETP consists of: Collection tank → O&G tank → Clariflocculator → Tube settler → PSF → ACF → Evaporator		
23.	Name of chemicals consumed at PETP along with quantity (kg/day)	Lime	2.5 Kg/d
		Ferrous sulphate	0.77 Kg/d
		Polyelectrolyte	0.07 Kg/d
24.	Effluent disposal point	HSI IDC sewer line	
25.	Bypass arrangement for discharge of untreated effluent	-	
26.	Status of CETP membership	Unit has membership certificate no. 2024-2025/02 dated 14/08/2024 obtained from Barhi CETP Association Pvt. Ltd.	
27.	Status of storm water management	<ul style="list-style-type: none"> • No rain harvesting structure inside premises. • Storm water is discharged into HSI IDC storm water line. 	
28.	Sludge management & disposal		
	Mechanical system details (centrifuge/decanter etc.)	No	
	Sludge drying beds	Total Nos: 03	
	Average quantity of sludge generated (Kg/day)	14.2 Kg/d (as per logbook data)	
29.	Separate Energy meter installed for PETP	Yes	
	Average Electric Consumption at PETP (KWh/day)	88.3 KWh/d (as per logbook data from 01/07/2024 to 12/08/2024)	

E. Hazardous waste section

30.	Hazardous waste management	
	Authorization status	Valid till 30/09/2025
	Copy of agreement with recyclers/TSDF	Unit provided agreement dated 08/10/2021 with M/s Divya Petro Products for disposal of used waste oil. Validity of the agreement was 3 years from the date of agreement.

	Hazardous waste generated (kg/d)	Record of hazardous waste was not maintained.
--	----------------------------------	---

F. Fuel/power consumption

31.	Boiler capacity	Not installed
32.	Stack height	Not applicable
33.	APCD installed	Not applicable
34.	Type of fuel used	Not applicable
35.	Fuel consumption (mention units)	Not applicable
36.	Estimated ash generation (@ 12 % of biomass briquette)	Not applicable
37.	Ash management	Not applicable
38.	Remark on ash disposal	-

G. Major observations



1. Unit was found operational however PETP of the unit was found non-operational therefore possibility of discharge of untreated effluent cannot be ruled out.
2. Unit does not have No Objection Certificate from State Ground Water Authority (HWRA) for groundwater abstraction.
3. No flow meter was installed at borewell.
4. Unit has not maintained record of freshwater consumption,

H. Major observations

1. Unit shall properly operate the PETP so that possibility of discharge of untreated effluent can be ruled out.
2. Unit shall obtain No Objection Certificate from State Ground Water Authority (HWRA) for groundwater abstraction and provide a copy to CPCB.
3. Unit shall install flow meter at borewell.

I. Overall compliance status: Non-complying (PETP was non-operational)

Photographs

	
Entrance gate of the Unit	Flow meter installed at HSIIDC freshwater supply line



Raw material



Product



Electroplating area



Electroplating area



PETP



PETP

Annexure – 83: M/s Shoorbhoi Exports Pvt. Ltd.

INDUSTRY INSPECTION REPORT (OTHERS)			
<i>General Information & Operational Details</i>			Date of Inspection: 07/08/2024
1.	Name & complete Address:	M/s Shoorbhoi Exports Pvt. Ltd. Plot no 440 HSIIDC Phase I, Barhi Sonipat, Haryana	
2.	Spatial Coordinates in Decimal	29.097047 77.045798	
3.	Name of the contact person (s) with designation: a) Telephone/Mobile(s) b) E-mail ID(s)	Varun Dev, proprietor Mob:9313341862 Unit rep (Care Taker): Sh. Kishan, Mob: 9729081398	
4.	Operational Status of the unit If non-operational: a) Self-closed (attach copy of unit shut down letter duly certified by SPCB regional officer) b) Closure notice by CPCB or SPCB (attach copy of notice and copy of unit shut down letter duly certified by SPCB regional officer) c) Any other reason (attach supporting documents)	The unit has shut down and dismantled its metal surface treatment process and now doing dry process (making bolt after cutting iron rods). ETP, Pickling, electroplating process units were found dismantled. (Operational)	
5.	Consents & Authorization Status	Validity with date (Valid copies to be attached)	If not valid, whether Applied for renewal? (application and expired consent copies to be attached)
	Consent to Operate issued under Water Act, 1974 by SPCB	White category	
	Consent to Operate issued under Air Act, 1981 by SPCB		
	Authorization for Hazardous Waste Disposal issued under Hazardous and Other Wastes (Management & Transboundary Movement) Rules, 2016 by SPCB		

6. Type of Industry / Processes involved in operation (such as electroplating/ fabrication of parts/ assembly of parts/ automobile parts/ service station/ etc.)	Making bolt after cutting iron rods.
🔍 Specific Observations and Recommendations:	
<ol style="list-style-type: none"> 1. The unit has shut down and dismantled its metal surface treatment process and now doing dry process (making bolt after cutting iron rods). 2. ETP, Pickling, electroplating process were found dismantled. However, stack still not dismantled. 	
Overall compliance status: Complying (Dry)	

PHOTOGRAPHS





Annexure - 84: M/s Cennet Biopharma Pvt. Ltd.

INDUSTRY INSPECTION REPORT (OTHERS)

General Information & Operational Details

Date of Inspection: 08.08.2024

1.	Name & complete Address:	M/s Cennet Biopharma Pvt. Ltd., Plot No. 3 Phase III HSIIDC, Barhi Sonipat
2.	Spatial Coordinates in Decimal	(Latitude): 29.112011 N (Longitude): 77.034103 E
3.	Name of the contact person (s) with designation: a. Telephone/Mobile(s) b. E-mail ID(s)	Sh. Sachin Kumar, Production Head & Director Mob:9315169888, Email: sachin@cennetindia.com
4.	Year of Commissioning	2019
5.	Name of SPCB Regional Office	RO, Sonipat
6.	Operational Status of the unit	Operational
7.	Operational Schedule	24 Hours per day
8.	Approximate Distance (Km) from River Ganga/ of its tributary(specify name)	Approx. 20 km. (measure via Google map)
9.	Manufacturing Process flow chart for each product	Attached

10.	NOC from CGWA/ SGWA as a permission to abstract groundwater	valid upto 07.07.2024 (Application not provided)		
11.	Consent to Operate issued under Water Act, 1974 by SPCB	Valid upto 30.09.2029		
	Consent to Operate issued under Air Act, 1981 by SPCB	Valid upto 30.09.2029		
	Authorization for Hazardous Waste Disposal issued under Hazardous and Other Wastes (Management & Transboundary Movement) Rules, 2016 by SPCB	Valid upto 30.09.2024		
12.	<u>Product(s) & Capacity-</u> {For all main product(s) and By-product(s)}	A. <u>TOTAL Permitted production (As per consent):</u> Raw material (in nos. and weight): Herbs & Extracts: 1.53 MT/day, Solvents: 12.292 MT/ day, Chemicals: 0.244 MT/day, Turmeric, Ginger & seeds: 0.8 MT/day Semi-finished/Finished product (in nos. and weight):Other(s): Turmeric extracts: 0.04 mT/day, seeds: 0.008 MT/day, Ginger extracts: 0.1 MT/day, Thiocolchicoside: 0.01 MT/day, Hyoscine butyl bromide: 0.008 MT/day, Serratia peptidase: 0.04 MT/day, 10 deacetyl baccatin (10 DAB): 0.0002 MT/day B. <u>ACTUAL TOTAL production (on previous/ inspection day):</u> Raw material (in nos. or weight):800-900 kg/day: 800-900 kg/day (As informed) Finished product (in nos. and weight):0.040-0.045 MT/day (As informed)		
13.	Type of Industry / Processes involved in operation (such as electroplating/ fabrication of parts/ assembly of parts/ automobile parts/ service station/ etc.)	Pharmaceutical (Herbal extracts)		
14.	FRESHWATER			
	Source(s) of raw water supply	Borewell -01		
	In case of Borewell/Tubewell,	No. of Borewell (s) found in the unit premises having flow meterwith totalizer installed: Flowmeter not operational		
		Production process, Washing, etc.	Domestic uses	Others (specify)
	Average Water Consumption (KLD) (based on logbook)	84.3		
	Water Consumption in KL/ MT of product (based on logbook)	1873.33 KL/MT		

	Water abstracted on previous/- inspection day (KLD)		
15.	EFFLUENT TREATMENT PLANT (ETP) / PRIMARY ETP		
	Installed (Yes/ No)	Yes	
	Whether Unit is connected to Individual ETP/ CETP (In case of CETP, specify the name of CETP)	Individual ETP	
	Manufacturing Processes from where wastewater streams reaching ETP/ PETA	Washing of equipment	
	Status of ETP/ PETA (Operational/ Non-Operational)	Non-operational due to batch process	
	Designed capacity of ETP/ PETA (KLD)	40	
	Sample collected during inspection	No	
	Names of all treatment units	Collection tank → UASBR → Coagulation tank → Flocculation tank → PE tank → Primary Tube settler → MBBR reactor → secondary tube settler → Filter feed tank → MGF → ACF → UF system → RO → Permeate → cooling tower → reject → evaporator	
	Type of treatment process	Physico-chemical → Biological → Filtration	
16.	Name of chemical(s) consumed in TP/ PETA and their quantity (in Kg/day)	Lime, Alum, Polyelectrolyte, Urea & DAP	
	System of chemical mixing for solution preparation (Manual/ Mixer)	Mixer	
	System of Chemical dosing (Manual/Mechanical through pumps)	Mechanical through pumps	
17.	ETP/ PETA INLET		
	Flow meter with totalizer/ V-Notch installed at ETP/ PETA inlet	Non-operational	
	Average Effluent Generation (KLD) (based on logbook)	30.34 KLD	
	Effluent Generation in KL/ MT of product (based on logbook)	674.32 KL/MT	
18.	ETP/ PETA OUTLET		
	Flow meter with totalizer/ V-Notch installed at ETP/ PETA outlet	Non-operational	
	Average Effluent Discharge (KLD1) based on logbook)	30.6 KLD	

	Effluent Discharge in KL/ MT of product (based on logbook)	680 KL/MT
19.	ETP/ PETP TREATED EFFLUENT RECYCLED	
	Whether unit recycles the ETP/ PETP Treated Effluent	Yes
	Processes in which Treated Effluent is Recycled	Cooling tower, floor cleaning & gardening (As informed)
	Flow meter (s) with totalizer/ V-Notch installed at all recirculation lines	No
20.	Whether Unit has achieved Zero Liquid Discharge? If Yes, confirm ZLD condition with the Consent to Operate issued under the Water Act, 1974 by SPCB	The treated effluent is reused in cooling tower, floor cleaning and gardening and the remaining effluent is evaporated using an evaporator.
21.	TREATED EFFLUENT DISCHARGED	
	Consented Mode of Discharge	As per consent , effluent to be partially reused and partially evaporated
	Whether any By-pass/ Multiple Outlets of Effluent observed	No
	Actual Mode of discharge from the unit premises	NA
	Ultimate disposal point	NA
22.	ENVIRONMENTAL LAB	
	Availability of Environmental Lab (Also, mention type of instruments available in the lab)	No
	Staff engaged at ETP (designation along with nos.)	02
23.	COMPLIANCE STATUS (Complying/ Non-complying)	
	Overall	Non-complying since ZLD not justified and NOC of CGWA expired on the day of inspection
24.	SOLID WASTE & SLUDGE MANAGEMENT	
	Solid waste generated in the unit:	{Production Process waste/ Raw material residues/ ETP Chemical Sludge/ Chrome bearing residues/ Others (if any)}
	ETP Sludge Dewatering system	(Sludge drying beds/ Centrifuge/ Filter press/ Decanter)
	SOLID WASTE GENERATED	
	Whether Logbook for Solid Waste Generated maintained?	Yes

	Average Solid waste generated (in Kg/day or Kg/month) (based on the logbook)		1.5 kg/day				
SOLID WASTE DISPOSED							
Mode of Hazardous waste disposal			TSDf Site				
If Disposal through TSDf site			(Last four Form- 10 to be attached)				
25.	AIR POLLUTION – EMISSION SOURCES & CONTROL						
	Sources of air pollution	Chimney Details	APC Equipments		Emission Quality		
			Stipulated	Provided	Stipulated		
	Boiler 2 MT/hour	30 m			-	-	
	Fuel Consumption		Type of fuel		Consumption	Process/ Machine	
			Biomass		250 kg/day	-	
<p>☒ Specific Observations:</p> <ol style="list-style-type: none"> The unit was found operational at the time of inspection. The unit is involved in the extraction of herbal products for use in medicines. Water is used in cleaning of equipment. The effluent generated is sent to ETP having capacity of 40 KLD which works on batch basis since the effluent generation of the unit is quite less. The logbooks of the borewell and ETP have not been properly maintained due to which it is difficult to estimate the actual effluent generation. However, as per the logbooks provided, the effluent generation is 30.34 KLD. The effluent is treated in ETP which consists of Collection tank → UASBR → Coagulation tank → Flocculation tank → PE tank → Primary Tube settler → MBBR reactor → secondary tube settler → Filter feed tank → MGF → ACF → UF system → RO → Permeate → cooling tower → reject → evaporator The treated effluent is reused in cooling tower, floor cleaning and gardening whereas the reject from the RO is evaporated using evaporator. At the time of inspection, the ETP was non-operational. As informed, it works on batch process. No effluent was observed at the inlet or outlet of the unit. The water consumption of the unit is very high as compared to the effluent generation which indicates that the entire effluent is not being diverted to the ETP. 							
Compliance status: Non-complying (non-operational PETP) & since ZLD not justified).							

PHOTOGRAPHS

Photo 1: Main Entrance Gate



Photo 2: Processing Unit/Products Area



Photo 3: ETP & RO Plant



Photo 4: Evaporator



Annexure – 85: M/s B.R. Specialties LLP

<u>INDUSTRY INSPECTION REPORT (OTHERS)</u>			
<i>General Information & Operational Details</i>			Date of Inspection 08-08-2024
1.	Name & complete Address:	M/s B.R. Specialties LLP, Plot No 407, Barhi Textile Park, Phase-I, HSIIDC, Barhi, Sonapat	
2.	Spatial Coordinates in Decimal	29.098146 77.044461	
3.	Name of the contact person (s) with designation: a) Telephone/Mobile(s) b) E-mail ID(s)	Sh Kumar Arun (Production Manager) 9896991311 Arun.k@brs.net.in	
4.	Year of Commissioning	2010-11	
5.	Name of SPCB Regional Office	Sonapat	
6.	Operational Status of the unit	Operational	
7.	Operational Schedule	12 hours/day	
8.	Manufacturing Process flow chart for each product	Not provided	
9.	Material Balance Flow Chart	Not provided	
10.	NOC from CGWA/ SGWA as a permission to abstract groundwater	Unit uses supply water (No bills provided)	
11.	Consents & Authorization Status	Validity with date (Valid copies to be attached)	If not valid, whether Applied for renewal? (application and expired consent copies to be attached)
	Consent to Operate issued under Water Act, 1974 by SPCB	30-09-2028	Valid
	Consent to Operate issued under Air Act, 1981 by SPCB	30-09-2028	Valid
	Authorization for Hazardous Waste Disposal issued under Hazardous and Other Wastes (Management & Transboundary Movement) Rules, 2016 by SPCB	30-09-2028	Valid
12.	<u>Product(s) & Capacity-</u> {For all main product(s) and By-product(s)}	i. <u>TOTAL Permitted production (As per consent):</u> Semi-finished/Finished product (in nos. and weight): 20 MT/day Textile Auxiliaries ii. <u>ACTUAL TOTAL production (on previous/ inspection day):</u> Semi-finished/ Finished product (in nos. and weight): (as per logbook): Data not provided	
13.	Type of Industry / Processes involved in operation (such as electroplating/ fabrication of parts/ assembly of parts/ automobile parts/ service station/ etc.)	Basic Chemicals and electro chemicals and its derivatives including manufacturing of acid	
14.	RAW WATER SUPPLY		
	Source(s) of raw water supply	Municipal supply	

	In case of River/ Municipal Supply/ Tankers/ Others,	Data not provided		
15.		Production process, Washing, etc.	Domestic uses	Others (specify)
	Average Water Consumption (KLD) (based on logbook)			
	Water Consumption in KL/ MT of product (based on logbook)			
	Water abstracted on previous/ inspection day (KLD)			
EFFLUENT TREATMENT PLANT (ETP) / PRIMARY ETP (PETP)				
16.	Installed (Yes/ No)	Yes, PETP installed		
	Whether Unit is connected to Individual ETP/ CETP (In case of CETP, specify the name of CETP)	Connected to CETP Barhi		
	Status of PETP (Operational/ Non-Operational)	Operational		
	Designed capacity of PETP (KLD)	10 KLD		
	Sample collected during inspection	Yes		
	Names of all treatment units	Inlet – Collection tank – Reaction tank (Chemical dosing) - Tube Settler – Media Filter – Outlet		
	Type of treatment process	Physico-chemical		
17.	Name of chemical(s) consumed in PETP and their quantity (in Kg/day)	Polyelectrolyte, Lime, Ferrous		
	System of chemical mixing for solution preparation (Manual/ Mixer)	Manual		
	System of Chemical dosing (Manual/ Mechanical through pumps)	Through pump		
PETP INLET				
18.	Flow meter with totalizer/ V-Notch installed at PETP inlet <u>Logbook maintained: (Yes/No)</u> (Last three months' logbooks to be attached)	Yes <u>Type of Flowmeter:</u> Electromagnetic Instantaneous flow rate Reading: 1.82 m ³ /hr Totalizer Reading: 3558.460 m ³		
	Average Effluent Generation (KLD) (based on logbook)	Logbook not provided		
	Effluent Generation in KL/ MT of product (based on logbook)	-		
PETP OUTLET				
19.	Flow meter with totalizer/ V-Notch installed at PETP outlet	Yes <u>Type of Flowmeter:</u> Electromagnetic		

	Logbook maintained: (Yes/No) (Last three months' logbooks to be attached)	Instantaneous flow rate Reading: 0 m ³ /hr Totalizer Reading: 418.925 m ³			
	Average Effluent Discharge (KLD) (based on logbook)	Logbook not provided			
	Effluent Discharge in KL/ MT of product (based on logbook)	-			
20.	PETP TREATED EFFLUENT RECYCLED – Not applicable				
	TREATED EFFLUENT DISCHARGED				
	Consented Mode of Discharge	PETP to HSIIDC Sewer			
	Consented Discharge (in KLD)	4 KLD			
21.	a) No. of consented outlets	2			
	b) Actual no. of outlets observed during visit	1			
	Whether any By-pass/ Multiple Outlets of Effluent observed	No			
	ENVIRONMENTAL LAB				
22.	Availability of Environmental Lab (Also, mention type of instruments available in the lab)	Yes, Chemical lab As informed, unit does not discharge until parameters are not fit to discharge as per their own lab.			
	ELECTRICITY CONSUMPTION IN PETP				
23.	Whether separate energy meter installed for PETP	Yes			
	Average Electricity Consumption (in KWh/day) (based on logbook)	No logbook provided			
	OCEMS STATUS AND DETAILS – Not Installed				
24.	Whether installed or not	No			
25.	Effluent Analysis Report- Quality of discharged effluent (for all parameters as notified for the UNIT under Environment (Protection) Rules, 1986/ required as per Consents/ SPCB norms)				
	Parameter	PETP inlet	PETP outlet	Prescribed discharge norms	<ul style="list-style-type: none"> BOD removal-78.69%, COD removal- 70.23 % and TSS removal- 89.45 %, which is not possible with the existing treatment system installed by the unit (i.e., without any biological treatment), and establishes dilution in PETP with fresh water High pH & TDS at outlet Non-Complying (Discharge norms & Dilution)
	pH	7.8	9.2	6.0 – 9.0	
	BOD (mg/l)	2075	442	500	
	COD (mg/l)	4676	1392	1400	
	TSS (mg/l)	692	73	1500	
	TDS (mg/l)	3520	2200	2100	
	Color	BDL	BDL		
	SAR	-	4		
	Oil and Grease (mg/l)		BDL	15	
26.	HAZARDOUS WASTE & SLUDGE MANAGEMENT				

	Copy of Agreement with Recyclers/TSDf	For disposal of PETP sludge, agreement with GEPIL
	Mode of Hazardous waste disposal	TSDf Site
	Average quantity of sludge generated (kg/day)	Cannot be calculated
	Fuel/power consumption	
	Boiler -Capacity	0.8 TPH steam boiler and 2 lac Kcal TFH
	APCD installed	Hood and Chimney
	Type of fuel used	Biomass and LPG
27.	Fuel consumption	Estimated fuel consumption (2.5 Ton steam/Ton of fuel)-1.792 Ton/day Steam = $0.8 \times 8 \times 70\% = 4.48$ TPD
	Ash management	Estimated: 215.04 kg/day Logbook for ash generation/disposal not maintained. Unscientific disposal of fly ash cannot be ruled out.
28.	Overall compliance status: Non-Complying (Discharge norms & Dilution)	

☛ **Specific Observations:**

1. Unit uses municipal supply water for freshwater requirement. However, unit did not provide bills to calculate consumption.
2. As informed, unit does not discharge waste-water to public sewer until parameters do not meet the discharge norms as prescribed in consent. Unit has its own laboratory for testing.
3. Unit has installed electromagnetic flowmeters at PETP inlet and outlet.
4. Unit has installed 0.8 TPH steam boiler (biomass based) and 2 lac kcal TFH (LPG based). However, fuel consumption records are not provided.
5. As per sample analysis results, unit is **non-complying** w.r.t pH (9.2 against 6.0-9.0) and TDS (2200 mg/l against 2100 mg/l). Also, 78.69% BOD removal and 70.23% COD removal is not possible with the existing treatment system installed by the unit (i.e., without any biological treatment), which indicates dilution in PETP with fresh water at various stages of treatment.

☛ **Specific Recommendations/Suggestions:**

9. Unit shall dismantle the provision of dilution.
10. Unit shall maintain logbooks for PETP inlet and outlet properly.
11. Unit shall maintain data for freshwater consumption on daily basis.
12. Unit shall maintain records for sludge generation and disposal.
13. Unit shall maintain records for fuel being used in boiler.
14. Recycling of water should be encouraged.

Photographs

Fig.1: Entry Gate



Fig.2: Manufacturing Process Area



Fig.3: PETP Setup



Fig.4: Dosing Tank



Fig.5: PETP outlet



Fig.6: Inlet & Outlet Flowmeter



INDUSTRY INSPECTION FORMAT**A. General section****Date of inspection: 08.08.2024**

1.	Name of the unit with complete postal address:	M/s Paxy Chem, Plot No. 448, PH-I, HSIIDC, Industrial Estate Tehsil, Gannaur, Barhi, Sonapat (Haryana)
2.	Spatial Co-ordinates (Latitude & longitude) in Decimal format only	Latitude: 29.097053 Longitude: 77.044528
3.	Name of Contact person with designation Phone & Email:	Sh. Yogesh Singhal (owner) Sh. Siyaram (process working staff), Mob:7838415242
4.	Industry Operational status	Operational

B. Consent section

5.	Consent	Yes/No/Applied	Validity (Period)
	Air /Water	Yes	01/10/2023-30/09/2028
	Hazardous waste authorization	No Authorization	
	NOC from CGWA/other authority	No borewell	

C. Production, Process and Infrastructure

Production details					
6.	Operation schedule	No information provided			
7.	Type of industry	Basic Chemicals and electro chemicals and its derivatives including manufacturing of acids as per CTO			
8.	Product manufactured	Calcium Sulphate			
9.	Consumption of utility, water and raw materials per kg of material processed				
		As per consent	Average of last three months		
	Production	Calcium Sulphate 1 MTD	No record maintained		
	Water (KL)	-	No record maintained		
	Raw material	Calcined powder 800 kg/day	No record maintained		
10.	Process Details: No information provided				
11.	Fresh Water consumption Availability of separate flow meter for domestic/process use: No Domestic and industrial use from HSIIDC supply, Record not maintained				
	Sources of water	Totalizer reading (m³)	Water consumption (KL) (Total of last three months)	Average water consumption (in KLD)	Logbook maintained (Yes/No)
	Borewell	Not available			
	Municipal sources	Record not maintained			

	(HSIIDC supply)	
	Specific freshwater consumption	Can't be calculated

D. Effluent management and disposal: Partially reused, partially evaporated

12.	Flowmeters details	Availability (Yes/No)	Meter Reading (m ³)
	Flow at inlet	No flowmeter at effluent collection pit and inlet to evaporator	
	Recycling points	No flowmeter at effluent recycling	
13.	Effluent generation (KLD): can't be calculated as no record of fresh water consumption and wastewater generation is maintained. Partially reused, partially evaporated		
14.	Specific effluent generation (KL/MT of product)	Cannot be calculated	
15.	Effluent discharge (KLD): ZLD unit, no discharge observed		
16.	Specific effluent disposal (KL/MT of product)	-	
17.	Recycled water consumption (Avg. in KLD)	can't be calculated as no record of fresh water	
18.	Specific recycled water consumption (KL/MT of product)		
Primary Effluent Treatment Plant (PETP)			
19.	PETP status: Not installed, however no evaporator installed		
20.	Evaporator Installed capacity (KLD): not provided		
21.	PETP consists of: (flow diagram) Recycle and remaining Evaporation through evaporator		
22.	Effluent disposal point	Not-confirmed, evaporator found not working and no record for recycling water	
23.	Bypass arrangement for discharge of untreated effluent	No bypass observed, loose pipelines near untreated effluent collection pit and evaporator were observed.	
24.	Status of CETP membership	no document provided	
25.	Status of storm water management	HSIIDC storm water line	
26.	Effluent characteristics: Non-complying (evaporator found non-operational)		
27.	Sludge management & disposal: No record maintained for disposal of Evaporator residue		
28.	Separate Energy meter installed for PETP	No separate energy meter for Evaporator	
	Average Electric Consumption at PETP (KWh/day)	-	

E. Fuel consumption in boiler & Air pollution control: No boiler and gen set in unit

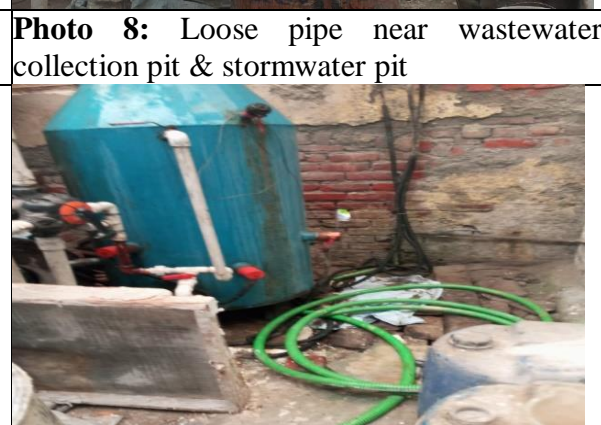

F. Key issues & Recommendations

ix. Unit has obtained CTO to partially reuse & partially evaporate the generated effluent.

- x. Evaporator was found installed which was non-functional. The capacity of evaporator and its operation data was not provided. No separate energy meter is installed for evaporator.
- xi. Effluent was found filled in underground collection pit. No flowmeter was found installed on evaporator or on water recycling point.
- xii. Another collection pit was found filled with water and as per unit workers that was storm water collection pit however no outlet was observed for drainage of storm water. Loose pipelines were observed near untreated effluent collection pit and evaporator.
- xiii. ZLD status of unit was not verified due to unavailability of fresh water consumption, wastewater generation, recycling of wastewater and evaporator operation data.

G. Overall compliance status: Non-complying (evaporator found non-operational)

Photographs taken during visit



Annexure – 87: M/s EOC Polymers India Pvt. Ltd.

<u>INDUSTRY INSPECTION REPORT (OTHERS)</u>			
General Information & Operational Details			Date of Inspection: 08.08.2024
1.	Name & complete Address:	M/s EOC Polymers India Pvt. Ltd., Plot No 474 A & 474B, HSIIDC Ind. Estate, Phase-I, Barhi, Distt. Sonipat-131101, Haryana	
2.	Spatial Coordinates in Decimal	Latitude: 29.106074 Longitude: 77.040912	
3.	Name of the contact person (s) with designation: a) Telephone/Mobile(s) b) E-mail ID(s)	Sh. Ritesh, Plant Head 8980289898	
4.	Operational Status of the unit	Operational	
5.	Operational Schedule	08 Hours per Shift 24 Hours Shift per day 30-31 Number of working days per Month	
6.	NOC status	Validity with date (Valid copy to be attached)	If not valid, whether Applied for renewal? (application and expired NOC copy to be attached)
	NOC from CGWA/ SGWA as a permission to abstract groundwater	Not available	
7.	Consents & Authorization Status	Validity with date (Valid copies to be attached)	If not valid, whether Applied for renewal? (application and expired consent copies to be attached)
	Consent to Operate issued under Water Act, 1974 by SPCB	01.04.2023 to 31.03.2028	
	Consent to Operate issued under Air Act, 1981 by SPCB		
	Authorization for Hazardous Waste Disposal issued under Hazardous and Other Wastes (Management & Transboundary Movement) Rules, 2016 by SPCB	Not available	


8.	<u>Product(s) & Capacity-</u> {For all main product(s) and By- product(s)}	i. <u>TOTAL Permitted production (As per consent):</u> Raw material (in nos. and weight): i.e, grand total 82.33 Metric Tonnes/Day (high solid latex- 5MTD, Seed latex-2 MTD, DM water-20 MTD, Biocide-0.01 MTD, Butadine-6 MTD, Natural latex-8 MTD, Caustic soda-1 MTD, Thickner-1 MTD, Surfactant-1 MTD, Acrylic Acid-0.5 MTD, Styrene-8 MTD, Sodium Pyrophosphate-0.2 MTD, Anitfoam-0.5 MTD, Ammonia-1 MTD, TDDM-1 MTD, PVA-4 MTD, Ammonium Persulphate-0.2 MTD, Acitade-0.02 MTD, Itaconic acid solution-0.5 MTD, Additives-1 MTD, Fumaric solution-0.4 MTD, China Clay-1 MTD and Calcium carbonate powder-20 MTD). Semi-finished/Finished product (in nos. and weight): XSBR Latex-110 Metric Tonnes/day and Latex Compound and Adhesive- 60 Metric Tonnes/day Other(s): NA ii. <u>ACTUAL TOTAL production (on previous/ inspection day):</u> Raw material (in nos. or weight): No information Semi-finished/ Finished product (in nos. and weight): 100 MTD as per unit representative (log book not maintained) Other(s): No information		
9.	Type of Industry	Latex/ Multiple grade latex compound		
10.	RAW WATER SUPPLY			
	Source(s) of raw water supply	HSI IDC & Borewell		
	In case of HSI IDC <u>Logbook maintained:(No)</u>	Name (s) and nos. of the source: HSI IDC Whether flow meter with totalizer installed at freshwater line: No		
	In case of Borewell <u>Logbook maintained:(No)</u>	Borewell 01 No. Whether flow meter with totalizer installed at freshwater line (Yes, on borewell) <u>Type of Flowmeter:</u> electromagnetic Instantaneous Reading: 0.0 m ³ /hr Totalizer Reading: 60720.268 m ³		
11.		Production process, Washing, etc.	Domestic uses	Others (specify)
	Average Water Consumption (KLD) (based on logbook)	167 KLD		

	Water Consumption in KL/ MT of product (based on logbook)	1.67 KL/MT
12.	PRIMARY EFFLUENT TREATMENT PLANT (PETP)	
	Installed (Yes/ No)	Yes
	Whether Unit is connected to CETP	Yes
	Manufacturing Processes from where wastewater streams reaching PETP	Washing of reactors
	Status of PETP (Operational/ Non-Operational)	Operational
	Designed capacity of PETP (KLD)	20 KLD
	Sample collected during inspection	Yes
	Names of all treatment units	Inlet, Collection tank , Mixing tanks (02 Nos.), Settling tank, Sedimentation tank, Sand Filter, Carbon Filter, outlet Filterpress
	Type of treatment process	Physico-chemical
13.	Name of chemical(s) consumed in PETP and their quantity (in Kg/day)	Lime, Alum, & Poly- electrolytes 100 gm per day
	System of chemical mixing for solution preparation (Manual/Mixer)	Mixer
	System of Chemical dosing (Manual/Mechanical through pumps)	Manual
14.	PETP INLET	
	Flow meter with totalizer/ V-Notch installed at PETP inlet	Flow meter not installed at inlet
	Average Effluent Generation (KLD) (based on logbook)	
	Effluent Generation in KL/ MT of product (based on logbook)	
15.	PETP OUTLET	
	Flow meter with totalizer/ V-Notch installed at ETP/ PETP outlet <u>Logbook maintained:</u> (No)	Yes Type of Flowmeter: electromagnetic Instantaneous flow rate Reading:0.0 m ³ /hr Totalizer Reading:110910.94 m ³
	Average Effluent Discharge (KLD) (based on logbook)	Poor record keeping therefore can't be calculated
	Effluent Discharge in KL/ MT of product (based on logbook)	
	PETP TREATED EFFLUENT RECYCLED	

16.	Whether unit Recycles the PETP Treated Effluent	Yes in cleaning of drums, No record keeping of recycled water			
17.	Whether Unit has achieved Zero Liquid Discharge?	No			
18.	TREATED EFFLUENT DISCHARGED				
	Consented Mode of Discharge	Into HSIIDC sewer after treatment leading to CETP			
	Consented Discharge (in KLD)	20 KLD			
	a) No. of consented outlets	2			
	b) Actual no. of outlets observed during visit	2			
	Whether any By-pass/ Multiple Outlets of Effluent observed	No			
	Actual Mode of discharge from the unit premises	Underground/Surface pipeline			
19.	ENVIRONMENTAL LAB				
	Availability of Environmental Lab (Also, mention type of instruments available in the lab)	Yes			
	Staff engaged at ETP (designation along with nos.)	01			
20.	ELECTRICITY CONSUMPTION IN PETP				
	Whether separate energy meter installed for PETP	Yes			
	Average Electricity Consumption (in KWh/day) (based on logbook)	34 kWh/day (1636-1024 kWh/18 day)			
	Instantaneous energy meter reading during inspection (in KWh)	PETP separate energy meter installed but at the time of inspection it was not operational. As per unit representative energy meter not working since last 15 days i.e., from 24 July, 2024.			
21.	OCEMS STATUS AND DETAILS				
	Whether installed or not	Yes			
	Whether connected to CPCB server	Yes			
	Parameters displayed on OCEMS	COD, BOD, TSS & pH			
	Instantaneous values shown on OCEMS during inspection	Flow (m ³ /hr): Not available in OCEMS pH : 7.03; TSS (mg/l): 12.60; BOD (mg/l): 4.72 COD (mg/l): 39.39; Any other parameter (s): No			
22.	Effluent Analysis Report- Sample analyzed at HSPCB laboratory				
	Parameter	PETP inlet	PETP outlet	Prescribed discharge norms	Compliance status
	pH	8.29	8.86	6.0-9.0	Non-complying (Discharge norms &
	BOD (mg/l)	1300	650	500	
	COD (mg/l)	12780	9760	1400	
	TSS (mg/l)	350	120	1500	

	TDS (mg/l)	5350	3730	2100	Dilution)
	NH ₃ -N (mg/l)	24.76	3.12		
	Oil and Grease (mg/l)	25.8	7.4	15	
	SAR	23.79	12.86	-	
	Zinc (mg/l)	4.19	ND	-	
	Iron (mg/l)	3.55	ND	-	
	Color	Greyish	Hazy	-	
	Odor	Bad	Almost odorless	-	
	Conductivity (μS/cm)	9720	6780	-	
	Phenolic compounds (mg/l)	2.12	0.16	-	
	Total Chromium (mg/l)	1.45	ND	-	
23.	SOLID WASTE & SLUDGE MANAGEMENT				
	Solid waste generated in the unit:	Process waste to TSDF			
	ETP Sludge Dewatering system	Filter press			
	Whether Logbook for Solid Waste Generated maintained?	No			
	Mode of Hazardous waste disposal	TSDF Site			
24.	AIR POLLUTION – EMISSION SOURCES & CONTROL				
	Boiler Capacity	2 tons & 4 tons			
	Type of fuel used in boiler with average daily consumption	PNG used 3285 m ³			
	Stack Height	30 (m)			
	Details of D.G Set	PNG DG set			
🔍 Specific Observations:					
<ol style="list-style-type: none"> 1. The current PETP system is <i>not adequate</i> to achieve prescribed discharge norms. 2. Not maintaining data/logbook of production, fresh water consumption, effluent generation & effluent discharge, solid waste generated properly. 3. Electricity meter at PETP found non-functional. 					
🔍 Specific Recommendations/Suggestions:					
<ol style="list-style-type: none"> 1. Unit should implement the treatment of high COD effluent efficiently as compared to existing PETP to achieve desired CETP inlet norms. 2. Unit shall maintain data/logbook of production, fresh water consumption, effluent generation & effluent discharge, recycled water, energy meter, solid waste generation & disposal. 3. Unit repair PETP electricity meter. 					

PHOTOGRAPHS

<p>Photo 1: Main Entrance Gate</p>  <p>08/08/2024 13:36</p>	<p>Photo 2: Processing Unit/Products Area</p> 
<p>Photo 3: Processing Unit/Products Area</p>  <p>13/08/2024 11:43</p>	<p>Photo 4: Borewell(s) flow meter</p>  <p>08/08/2024 14:33</p>
<p>Photo 5: PETP Inlet collection & chemical mixing tank</p>  <p>08/08/2024 13:45</p>	<p>Photo 6: PETP unit (Sludge collection tank)</p> 
<p>Photo 7: PETP Chemical unit (Poly-electrolytes)</p>  <p>08/08/2024 13:45</p>	<p>Photo 8: PETP Chemical unit (Ferric Chloride)</p> 
<p>Photo 9: PETP unit (Press filter) & Fresh sludge</p> 	<p>Photo 10: PETP unit (Settling tank &</p> 



Annexure – 88: M/s Amogh Pharmaceuticals

INDUSTRY INSPECTION FORMAT**A. General section****Date of inspection: 08.08.2024**

1.	Name of the unit with complete postal address:	M/s Amogh Pharmaceuticals, Plot No. 308, HSIIDC, Phase – I, Barhi, Dist. Sonipat, Haryana
2.	Spatial Co-ordinates (Latitude & longitude) in Decimal format only	Latitude: 29.1000393 Longitude: 77.04435268
3.	Name of Contact person with designation Phone & Email:	Mr. Amit Jaiswal, Plant Manager 9810141502 ceoamogh@gmail.com
4.	Industry Operational status	Operational

B. Consent section

5.	Consent	Yes/No/Applied	Validity (Period)
	Air /Water	Yes Green category	Valid upto 02.10.2024 for production of Ayurvedic and homeopathic medicines (without boiler)
	Hazardous waste authorization	Yes	02.10.2024
	<u>NOC from CGWA/other authority:</u>		
	<ul style="list-style-type: none"> As per consent, unit requires freshwater @ 0.5KL/day in production process. Unit is meeting its freshwater requirements through water supply line of HSIIDC. 01 Borewell found within premises – no flow meter, unit representative informed that the borewell was installed during construction of premises and now they do not need to use it as the freshwater requirement is very less NOC for groundwater abstraction is not provided 		

C. Production, Process and Infrastructure

Production details							
6.	Number of operational days in last three months	May – 24: 27 days; June – 24: 25 days; July – 24: 27 days Total – 79 days					
7.	Operation schedule (Operation hours/day)	Avg. 08 hours/day 25 days/month					
8.	Type of industry:	Green category industry for production of Ayurvedic and homeopathic medicines using different category of herbs and extracts					
9.	Product manufactured	Capsule, Tablets, and Syrup					
10.	Consumption of utility, water and raw materials per kg of material processed						
		As per consent	Average of last three months				
	Production in (Kg/ Sq. meter/ nos.)	Ayurvedic syrup – 30,000 nos./day	Month	Capsule (nos.)	Powder (kg)	Syrup (Ltr.)	Tablet (nos.)
			May – 24	295000	12.5	6500	1600000
			June – 24	430000	25.5	7000	1000000

		Ayurvedic tablets & capsules – 8,000 cases/day	July – 24	200000	0	6600	1000000
			Total	925000	38	20100	3600000
			Avg. (quantity per day)	11708.86	0.48	254.43	45569.62
	Water (KL)	0.5 KLD – industrial; 1.0 KLD – domestic	Logbook not maintained Estimated 500 ltr. consumption in 02 days for vessel cleaning i.e. 0.25 KLD in process Domestic consumption = 25 ltr./head x 16 person = 0.4 KLD				
	Raw material (dyes & chemicals)	Ayurvedic herbs and extracts @ 02 MT/day	Attached				
11.	Process details: Herbs → Manual cleaning → Quality testing → Crushing for powder formation for capsules & tablets, and Boiling for preparation of syrup						
12.	Fresh Water consumption Availability of separate flow meter for domestic/process use: Domestic and industrial use from HSIIDC supply, mechanical flowmeter installed						
	Sources of water	Totalizer reading (m³)	Water consumption (KL)	Average water consumption (in KLD)	Logbook maintained (Yes/No)		
	Borewell	No meter installed hence no Logbook Estimated freshwater consumption = 0.65 KLD					
	Municipal sources (HSIIDC supply)	0611.5 m³	No logbook/data provided				

D. Effluent management and disposal

13.	ETP status: Installed electric evaporator, found operational	
14.	Installed capacity (KLD): 500 Ltr./day	
15.	ETP consists of: Raw effluent collection tank → Electric Evaporator	
16.	Flowmeters details: No flow meter	
17.	Effluent generation (KLD)	500 ltr./day as per consent
18.	Effluent disposal (KLD)	Zero liquid discharge (evaporator)
19.	Bypass arrangement for discharge of untreated effluent	Not found
20.	Status of storm water management	HSIIDC storm water channel
21.	Effluent characteristics: No standards mentioned in consent, however one sample was collected from collection tank for analyses of the characteristics of raw effluent. Sample was analyzed in the laboratory of Regional Office, Faridabad, HSPCB	
	Parameter	Collection tank (feed to evaporator)
	pH	8.21
	BOD (mg/l)	04
	Compliance status	
	Complying (ZLD)	

	COD (mg/l)	24		
	TSS (mg/l)	20		
	TDS (mg/l)	510		
	Conductivity ($\mu\text{S}/\text{cm}$)	925		
22.	Sludge management & disposal: Generated process sludge is organic in nature, hence provided to nearby farmers for use as manure			
23.	Separate Energy meter installed for ETP	No		

E. Hazardous waste section

24.	Hazardous waste management	
	Authorization status	Valid upto 02.10.2024
	Copy of agreement with recyclers/TSDF	Agreement with TSDF i.e. M/s Divya Petro Products on date 08.05.2024 having validity upto 31.03.2027 for disposal of hazardous waste (used oil)
	Hazardous waste generated (kg/d)	No hazardous sludge generation

F. Fuel/power consumption & Air pollution control

25.	Boiler capacity	No boiler for steam generation Only pan boiling for syrup preparation
26.	Type of fuel used	Bio-diesel
27.	Estimated ash generation	No ash generation
28.	APCD installed	Not required
29.	Stack height	20 ft. approx..
30.	DG set	01 no. acoustic DG set of capacity 58.5 kVA

G. Specific observations & recommendations

a.	Unit is operating on ZLD by operating electric evaporator system.
b.	Unit is recommended for following: <ul style="list-style-type: none"> • install flow meter at feed line to electric evaporator system. • install separate energy meter at electric evaporator system and maintain logbook of the same on daily basis. • either obtain the permission from HWRA regarding groundwater abstraction from borewell located within premises, install flow meter over it (with totalizer) and maintain logbook, or dismantle the same.

H. Overall compliance status: Complying

Photographs taken during visit



Photo 1: Entrance gate of the unit



Photo 2: Borewell without meter



Photo 3: Raw material



Photo 4: Manufacturing process area



Photo 5: HSIIDC water supply with flow meter



Photo 6: Vessel washing area



Photo 7: Collection tank



Photo 8: Electric evaporator

Annexure – 89: M/s Papcoat (India) Pvt. Ltd.

INDUSTRY INSPECTION FORMAT**A. General section****Date of inspection: 13.08.2024**

1.	Name of the unit with complete postal address:	M/s Papcoat (India) Pvt. Ltd., Plot no. 247, HSIIDC, Phase – I, Barhi, Sonipat, Haryana
2.	Spatial Co-ordinates (Latitude & longitude) in Decimal format only	Latitude: 29.10141611, Longitude: 77.04530779
3.	Name of Contact person with designation Phone & Email:	Mr. Nitin Mittal; 9810100279 nmpapcoat@gmail.com
4.	Industry Operational status	Operational

B. Consent section

5.	Consent	Yes/No/Applied	Validity (Period)
	Air /Water	Yes	Valid upto 31.03.2027
	Hazardous waste authorization	Copy of authorization not provided As per information available on portal https://ocmms.nic.in/ , unit applied for authorization on 07.06.2022 which was approved by HSPCB on 21.07.2022	
	NOC from CGWA/other authority:	01 borewell of 02 H.P. NOC not obtained	

C. Production, Process and Infrastructure

Production details			
6.	Operation schedule	Day shift	
7.	Type of industry	Chemical industry	
8.	Product manufactured	Zirconium Basic Carbonate	
9.	Consumption of utility, water and raw materials per kg of material processed		
		As per consent	Average of last three months
	Production	Zirconium Basic Carbonate (ZBC) @ 1.75 MT/day	Logbook/record not maintained, Operating at 50 % capacity on the day of visit i.e. 875 kg/day (or 0.875 MT/day)
	Water (KLD)	20 KLD – industrial; 1.0 KLD – domestic	Logbook not maintained Estimated – 10 KLD
	Raw material	Zircon Sand – 1250 kg/day Caustic soda flakes – 1500 kg/day Sulphuric acid – 0.3 KLD Ammonium bicarbonate – 300 kg/day Liquid Ammonia – 0.22 KLD	Raw material consumption record not maintained
10.	Details of process machinery:		

	Fusion of Zircon Sand & Caustic (400 – 450 °C) → Solid liquid separation through filter press → Alkali water for sale and cake fed into dissolving tank with HCl, → Solid liquid separation through filter press → Oxychloride liquid separately stored and cake subjected to acidic conditions with H ₂ SO ₄ and heat using steam (temp maintained 400 – 450 °C) → Centrifugation for powdered ZBS → Ammonia addition to produce ZBC				
11.	Fresh Water consumption Availability of separate flow meter for domestic/process use: Yes Domestic consumption from HSIIDC supply, mechanical flowmeter installed Industrial consumption from borewell for boiler feed (common for 03 industrial units), mechanical flowmeter installed				
	Sources of water	Totalizer reading (m³)	Water consumption (KL) (Total of last three months)	Average water consumption (in KLD)	Logbook maintained (Yes/No)
	Borewell	1000.62 m ³	No logbook/data maintained		
	Municipal sources (HSIIDC supply)	Meter not shown	Estimated process freshwater consumption on date of visit = 10 KLD		
	Specific freshwater consumption		= 10 KLD/0.875 MTD = 11.43 KL/MT		

D. Effluent management and disposal

12.	Flowmeters details	Availability (Yes/No)	Meter Reading (m³)
	Flow at inlet	Yes	Display not visible
	Flow at outlet	Yes	00196 m ³
	Recycling points	No recycling	NA
13.	Effluent generation (KLD): Effluent is generated from floor washing & reactor washing, no record maintained Estimated effluent generation on date of visit, considering 15 % loss of freshwater in process = 10 KLD – (15 % of 10 KLD) = 8.5 KLD		
14.	Specific effluent generation (KL/MT of product)		= 8.5 KLD/0.875 MTD = 9.71 KL/MT of product
15.	Effluent discharge (KLD): Estimated effluent discharge on date of visit, considering 03 % loss in ETP = 8.5 KLD – (03% of 8.5 KLD) = 8.24 KLD (reuse in process as per scheme and observed during visit)		
16.	Specific effluent disposal (KL/MT of product)		No discharge
17.	Recycled water consumption (Avg. in KLD)		Unit is recycling treated effluent to process for solution preparation of Zircon Sand & Caustic soda flakes. Flow meter not installed at treated effluent reuse point
18.	Specific recycled water consumption (KL/MT of product)		

Primary Effluent Treatment Plant (PETP)						
19.	PETP status: Operational					
20.	Installed capacity (KLD): 30 KLD (as informed by unit representative)					
21.	PETP consists of: Raw effluent collection tank → Chemical mixing tank → Reaction tank → Tube settler → Activated Carbon Filter → Softener → Treated effluent to recycled back to process <i>Remark: The existing PETP can reduce BOD upto 50%, COD upto 60% & TDS upto 25% only.</i>					
22.	Losses in PETP, %	3 %				
	Name of chemicals consumed at PETP along with quantity (kg/day)	As per logbook provided by unit				
		Lime	No record maintained			
		Alum				
		Polyelectrolyte				
23.	Effluent disposal point	ZLD				
24.	Bypass arrangement for discharge of untreated effluent	Not found				
25.	Status of CETP membership	Yes				
26.	Status of storm water management	HSI IDC storm water line				
27.	Effluent characteristics: Samples analyzed at laboratory of HSPCB, Regional Office Faridabad ETP outlet sample collected from final outlet line after filtration units					
	Parameter	ETP inlet	ETP outlet	Effluent reuse in process	Prescribed norms	Compliance status
	pH	12.14	8.54	8.64	Recycle & re-use in process	With existing treatment scheme, such a high reduction in pollution parameters indicates dilution with freshwater in PETP at different stages Non-Complying (Dilution)
	BOD (mg/l)	75	BDL	BDL		
	COD (mg/l)	376	16	08		
	TSS (mg/l)	255	11	06		
	TDS (mg/l)	5120	990	970		
	Oil & Grease (mg/l)	19.2	BDL	BDL		
	Conductivity (µS/cm)	9300	1810	1770		
28.	Sludge management & disposal:					
	Mechanical system details (centrifuge/decanter etc.)	No mechanical system				
	Sludge drying beds	Total Nos: 03				
	Average quantity of sludge generated (Kg/day)	No record maintained				
	Estimated sludge generation	Cannot be estimated as PETP chemical consumption record not maintained				
	Mode of Sludge disposal	As informed by unit representative, Sludge is provided to TSDF i.e. M/s Gujarat Enviro Protection And Infrastructure (Haryana) Pvt. Ltd.				

29.	Separate Energy meter installed for ETP	Yes Reading during visit – 0.1541.6 kWh
	Average Electric Consumption at PETP (KWh/day)	No record maintained

E. Hazardous waste section

30.	Hazardous waste management	
	Authorization status	Copy of authorization not provided As per information available on portal https://ocmms.nic.in/ , unit applied for authorization on 07.06.2022 which was approved by HSPCB on 21.07.2022
	Copy of agreement with recyclers/TSDF	Agreement with TSDF i.e. M/s Gujarat Enviro Protection And Infrastructure (Haryana) Pvt. Ltd, on date 08.06.2023 having validity upto 05 years for disposal of hazardous waste (ETP sludge) @ 01 MT/annum
	Hazardous waste generated (kg/d)	Estimated PETP sludge generation @ 2.08 kg/day

F. Fuel consumption in boiler & Air pollution control

31.	Boiler capacity	600 kg/day
32.	Type of fuel used in boiler with avg. daily consumption	LPG
33.	Estimated ash generation	No ash generation
34.	APCD installed	Wet scrubber
35.	Stack height	70 ft. approx.
36.	DG set	No DG set

G. Key observations/issues & Recommendations

<p>i. Unit has obtained consent for operating on ZLD (i.e. recycle & reuse of treated effluent in process). During visit, unit was reusing treated effluent in the process for preparation of solution of Zircon Sand & Caustic soda flakes in the process reactor.</p> <p>ii. With existing treatment scheme, such a high reduction in pollution parameters indicates dilution with freshwater in PETP at different stages.</p> <p>iii. Unit has not installed flow meter at treated effluent reuse point.</p> <p>iv. Unit representative informed that there was a fire breakout in the plant in recent days (i.e. on 10.06.2024) which caused huge damage including damage to records/logbooks/documents.</p> <p>v. Unit is recommended to ensure following:</p> <p>a. Install flow meter at treated effluent reuse point.</p> <p>b. Maintain logbooks for raw material consumption, production, freshwater consumption in process, ETP inlet, ETP outlet, chemical consumption in ETP, and fuel consumption in boiler and furnace (fusion chamber).</p> <p>c. Remove dilution arrangements</p>
--

H. Overall compliance status: Non-Complying (Dilution)

Photographs taken during visit



Photo 1: Entrance gate of the unit



Photo 2: Manufacturing process area



Photo 3: ETP inlet collection tank



Photo 4: Chemical dosing and reaction tank



Photo 5: Overall ETP system



Photo 6: Filtration units in ETP



Photo 7: Softener at ETP outlet



Photo 8: ETP outlet line with flow meter



Photo 9: Treated effluent reuse location



Photo 10: Boiler & wet scrubber with stack



Photo 11: ETP inlet flow meter



Photo 12: Borewell with flow meter

INDUSTRY INSPECTION FORMAT (PHARMACEUTICAL)

Date of inspection: 07-08-2024

General section		
1.	Name of the industry & Complete Postal Address:	M/s SIA Pharma Pvt Ltd. Plot 170 HSIIDC, Barhi Industrial Area, Phase-I, Sonipat, Haryana
2.	Spatial Co-ordinates (Latitude & longitude) in Decimal format only	29.102565 77.044792
3.	Name of Contact person with designation Phone & Fax No/Email:	Sh. Subham Singh, Purchase Manger, 7056700083
4.	Year of commissioning	2015
5.	Name of SPCBs Regional Office	HSPCB Sonipat
6.	Industry Operational status	Operational (dry)
Consent Section		
(Attach valid copies, or if expired then attach recent expired copies along with copy of application)		
7.	Air consent (Validity with date/ Expired/ Applied for renewal/First time applied/Never applied)	01/04/2017 to 31/03/2027
8.	Water consent (Validity with date/ Expired/ Applied for renewal/First time applied/Never applied)	01/04/2017 to 31/03/2027
9.	Hazardous waste authorization (Validity with date /Expired/Applied for renewal/First time applied/Never applied)	01/04/2017 to 31/03/2022 and Applied for renewal
10.	NOC from CGWA/other authorized body (Validity with date /Expired/Applied for renewal/First time applied/Never applied)	Not Provided
Production section		
11.	Mention no. of operational days in last three months (to be used for calculation purposes in subsequent sections)	70-75 Days
12.	Name and quantity of Raw materials used (in MT total of last three months)	Medicine
13.	Name of Final Products (separately mention name and quantity of by products also, if any)	Not provided
14.	Consented production capacity(TPD)	Not Provided
15.	Installed production capacity (TPD)	Not Provided
16.	Production on previous day of inspection (TPD)	Not Provided
17.	Production (in MT for last three months)	Not Provided
18.	Average Production (in TPD)	Not Provided
19.	On the day of visit (in TPD)	Not Provided
20.	Process details (with Material Balance & Flow diagram):	Not Provided
21.	Energy required, KWH/MT	
Water section		

22.	Source of freshwater: HSIIDC water supply			
	Flowmeter installed (Y/N) If, Yes Instantaneous Reading:0.00 m ³ /hr Totalizer Reading:8890.17m ³	Yes		
	Logbook maintained (Y/N)	No		
23.	Fresh water consumption			
	Freshwater consumption (KL) (Total of last three months)	Production process	Domestic	Others
	Average value of water consumption in a day (KLD) Specific water consumption KL/MT	Logbook not maintained		
	On the day of visit (KLD)			
	Effluent management section			
24.	Sources of effluent generation	Name & Quantity generated in KLD		
25.	Flow meters at sources of effluent generation	Not installed		
26.	PETP status	Installed (Yes/No) : No		
27.	Installed Treatment Capacity, KLD			
28.	Effluent treatment units and sequence of ETP plant	Not provided		
29.	Flow meter/ v-notch installed at ETP inlet	No		
30.	Flow meter/ v-notch installed at ETP outlet	No		
31.	Effluent generation quantity (KL) (to be calculated from ETP inlet logbook). Total of last three months	NA		
	Average value of effluent generation in a day (KLD) Specific effluent generation KL/MT On the day of visit (KLD)	NA		
32.	Recycled water consumption (KL) (Total of last three months)	NIL		
	Water recycled in a day (in KLD) KL/MT of product	NA		
	On the day of visit (KLD)			
33.	Effluent discharge quantity (KL) (to be calculated from ETP outlet logbook)-. Total of last three months	NIL		
	Average value of effluent discharge in a day (KLD) Specific effluent generation KL/MT	NIL		
	On the day of visit (KLD)	NIL		
	Consented value of effluent discharge	NIL		
34.	Mode of discharge	NA		
	a. No. of consented outlets b. Actual no. of outlets observed during visit			
35.	Discharge in	CETP Barhi		
36.	Route to reach river Ganga/Yamuna	Drain 6 to Yamuna		
37.	ZLD status: a. Whether consent specifies that unit is ZLD: No			
38.	Effluent characteristics: PETP is not being used as the unit is operating on dry basis (formulation unit), hence sampling was not done.			
39.	Air Pollution – Emission Sources & Control			

	Sources of air pollution	Chimney Details	APC Equipment	Emission Quality (Third party test report to be collected)			
	Not Applicable						
	Details of D.G Set		Capacity		Exhaust pipe		Emission standards
40.	Hazardous Waste Management Status:						
	Type of waste		Quantity generated			Storage & disposal	
	NA		NA			NA	
41.	Adequacy of the Existing Disposal Facility:				Adequate	Not Adequate	
42.	OCEMS and other details: Not installed						
43.	Specific Observations:						
	<ol style="list-style-type: none"> Unit engaged in pharma formulation (Dry process only-no water usage/effluent generation) Product name/quantity not mentioned in CTO. The unit has provided a statement that they have only dry formulation unit, not a water formulation unit, also do not use PETP and unable to provide any documents as format provided by inspection team. As per CTO provided by HSPCB the unit category is Green and CTO validity is 01.04.2017 to 31.03.2017. Since the unit was operating on dry basis, so it considered as complying unit. 						
44.	Specific Recommendations:						
	<ol style="list-style-type: none"> Unit shall maintain logbook of production and water consumption. 						
45.	Overall compliance status: Complying (Dry)						
46.	Inspection team details:						

Photographs

<p>Fig.1: Entrance gate</p> 	<p>Fig.2: Manufacturing process area</p> 
<p>Fig.3: Packaging Section</p> 	<p>Fig.4: Final Products</p> 
<p>Fig.5: Borewell Flowmeter</p> 	<p>Fig. 6: PETP (not in use)</p> 

Annexure – 91: M/s Samarth Industries

INDUSTRY INSPECTION REPORT (OTHERS)																		
General Information & Operational Details			Date of Inspection 07-08-2024															
1.	Name & complete Address:	M/s Samarth Industries, Plot No 384, HSIIDC, Phase-I, Barhi, Sonapat																
2.	Spatial Coordinates in Decimal	29.09874397 77.04689714																
3.	Name of the contact person (s) with designation: c) Telephone/Mobile(s) d) E-mail ID(s)	Sh Pardeep Kumar 7015043201																
4.	Name of SPCB Regional Office	Sonapat																
5.	Operational Status of the unit	Operational																
6.	Operational Schedule	8 hours/day																
7.	Manufacturing Process flow chart for each product	Reaction – Neutralization – Condensation – Oxidation – Filtration – drying – Grinding - Packing																
8.	Material Balance Flow Chart	Not available																
9.	NOC from CGWA/ SGWA as a permission to abstract groundwater	Unit uses supply water (Copy of old bills provided)																
10.	Consents & Authorization Status	Validity with date (Valid copies to be attached)	If not valid, whether Applied for renewal? (application and expired consent copies to be attached)															
	Consent to Operate issued under Water Act, 1974 by SPCB	30-09-2026	Valid															
	Consent to Operate issued under Air Act, 1981 by SPCB	30-09-2026	Valid															
	Authorization for Hazardous Waste Disposal issued under Hazardous and Other Wastes (Management & Transboundary Movement) Rules, 2016 by SPCB	30-09-2026	Valid															
11.	<u>Product(s) & Capacity-</u> {For all main product(s) and By-product(s)}	iii. <u>TOTAL Permitted production (As per consent):</u> Semi-finished/Finished product (in nos. and weight): 0.4 MT/day acid dyes Violet and blue iv. <u>ACTUAL TOTAL production (on previous/ inspection day):</u> Semi-finished/ Finished product (in nos. and weight): 0.146 MT/day (as per logbook) Raw Material <table border="1"> <thead> <tr> <th>Raw material</th> <th>Consented</th> <th>Actual (kg/day)</th> </tr> </thead> <tbody> <tr> <td>Sulphuric Acid</td> <td>0.075 KLD</td> <td>66.61</td> </tr> <tr> <td>Formaldehyde</td> <td>20 kg/day</td> <td>9.63</td> </tr> <tr> <td>Sodium Hydroxide</td> <td>50</td> <td>23.85</td> </tr> <tr> <td>EBA</td> <td>0.025</td> <td>12.21</td> </tr> </tbody> </table>		Raw material	Consented	Actual (kg/day)	Sulphuric Acid	0.075 KLD	66.61	Formaldehyde	20 kg/day	9.63	Sodium Hydroxide	50	23.85	EBA	0.025	12.21
Raw material	Consented	Actual (kg/day)																
Sulphuric Acid	0.075 KLD	66.61																
Formaldehyde	20 kg/day	9.63																
Sodium Hydroxide	50	23.85																
EBA	0.025	12.21																

		DMA	25	10.31
		Sodium Bichromate	15 MT/day	18.46
		Salt	25	11.60
		Sodium Carbonate	15 kg/day	-
12.	Type of Industry / Processes involved in operation (such as electroplating/ fabrication of parts/ assembly of parts/ automobile parts/ service station/ etc.)	Dyes and Dye-Intermediates		
RAW WATER SUPPLY				
13.	Source(s) of raw water supply	Municipal supply		
13.	In case of River/ Municipal Supply/ Tankers/ Others,	Unit uses freshwater from Municipal supply, however bills for last three months were not provided by unit. Considering 15% losses at ETP inlet, estimated freshwater consumption is 3.55 KLD Estimated Specific freshwater consumption: 24.32 KL/MT		
EFFLUENT TREATMENT PLANT (ETP) / PRIMARY ETP (PETP)				
14.	Installed (Yes/ No)	Yes, PETP		
14.	Whether Unit is connected to Individual ETP/ CETP (In case of CETP, specify the name of CETP)	Connected to CETP Barhi		
14.	Status of PETP (Operational/ Non-Operational)	Operational		
14.	Designed capacity of PETP (KLD)	15 KLD		
14.	Sample collected during inspection	Yes		
14.	Names of all treatment units	Effluent from process – Collection tank (underground) – Bar Screen – Oil & Grease Trap – Equalization tank– Flash Mixer – Tube Settler – Aeration tank – Pumping to tube Settler – Media Filter – Collection tank (underground) – Public sewer – CETP Barhi		
15.	Name of chemical(s) consumed in PETP and their quantity (in Kg/day)	Polyelectrolyte, Alum, Ferrous		
15.	System of chemical mixing for solution preparation (Manual/ Mixer)	Mixer		
15.	System of Chemical dosing (Manual/ Mechanical through pumps)	Through pump		
PETP INLET				
16.	Flow meter with totalizer/ V-Notch installed at PETP inlet Logbook maintained: (Yes/No) (Last three months' logbooks to be attached)	Yes Type of Flowmeter: Electromagnetic Instantaneous flow rate Reading: 0 m3/hr Totalizer Reading: 2306335 m3		

	Average Effluent Generation (KLD) (based on logbook)	3.088 KLD			
	Effluent Generation in KL/ MT of product (based on logbook)	21.12 KL/MT			
	PETP OUTLET				
17.	Flow meter with totalizer/ V-Notch installed at PETP outlet <u>Logbook maintained:</u> (Yes/No) (Last three months' logbooks to be attached)	Yes Type of Flowmeter: Electromagnetic Instantaneous flow rate Reading: 3228 m3/hr Totalizer Reading: 742232.9 m3			
	Average Effluent Discharge (KLD) (based on logbook)	3.072 KLD			
	Effluent Discharge in KL/ MT of product (based on logbook)	21.01 KL/MT			
18.	PETP TREATED EFFLUENT RECYCLED – Not applicable				
	TREATED EFFLUENT DISCHARGED				
	Consented Mode of Discharge	PETP to HSIIDC Sewer			
	Consented Discharge (in KLD)	12 KLD			
19.	c) No. of consented outlets	2			
	d) Actual no. of outlets observed during visit	1			
	Whether any By-pass/ Multiple Outlets of Effluent observed	No			
	ENVIRONMENTAL LAB				
20.	Availability of Environmental Lab (Also, mention type of instruments available in the lab)	No			
	ELECTRICITY CONSUMPTION IN ETP				
21.	Whether separate energy meter installed for PETP	Yes			
	Average Electricity Consumption (in KWh/day) (based on logbook)	10.13 KWh/day			
22.	OCEMS STATUS AND DETAILS – Not Installed				
	Whether installed or not	No			
23.	Effluent Analysis Report- Quality of discharged effluent (for all parameters as notified for the UNIT under Environment (Protection) Rules, 1986/ required as per Consents/ SPCB norms)				
	Parameter	PETP inlet	PETP outlet	Prescribed discharge norms	<ul style="list-style-type: none"> BOD removal-96.40%, COD removal- 85.29 % and TDS removal- 62.64%, MLSS & MLVSS- BDL, which
	pH	2.3	8.3	6.0 – 9.0	
	BOD (mg/l)	139	5	500	
	COD (mg/l)	204	30	1400	
	TSS (mg/l)	29	17	1500	
	TDS (mg/l)	3148	1176	2100	

	NH3-N		BDL		establish dilution in PETP with fresh water • Non-Complying (Dilution)
	Sulphide (mg/l)		9		
	Total Chromium (mg/l)		BDL		
	Oil and Grease (mg/l)		BDL	15	
	Phenolic Compounds		BDL		
	*In Aeration Tank(s),	MLSS (mg/l): BDL; MLVSS (mg/l):BDL			
24.	COMPLIANCE STATUS (Complying/ Non-complying)				
	Overall		Non-Complying (Dilution)		
25.	Hazardous WASTE & SLUDGE MANAGEMENT				
	Copy of Agreement with Recyclers/TSDF		For disposal of ETP sludge, agreement with GEPIL		
	ETP Sludge Dewatering system		Sludge drying beds: 2		
	Mode of Hazardous waste disposal		TSDF Site		
	Average quantity of sludge generated (kg/day)		820 kg/year (as per Form-4 of year 2023-24) 2.73 kg/day		
26.	Fuel/power consumption				
	Boiler -Capacity		0.5 TPH		
	APCD installed		Hood and Chimney		
	Type of fuel used		LPG, shifting to electric system		
	Fuel consumption		30.57 kg/day		
	Ash management		LPG is clean fuel		

🔍 **Specific Observations:**

1. Analysis results of sample collected from PETP Inlet and Outlet indicate 96.40% BOD removal, 85.29% COD removal and 62.64% TDS removal which is not possible with existing treatment scheme without freshwater dilution at PETP outlet. Further, MLSS & MLVSS – BDL indicate that PETP is not working. Hence, unit is non-complying.

🔍 **Specific Recommendations/Suggestions:**

- Dismantle the provision for dilution of PETP outlet.
- Make provision to directly discharge the filtered effluent in to HSIIDC line, to rule out possibility of dilution.

Photographs

Fig.1: Dosing Tank



Fig.2: Tube settler




Fig.3: Aeration Tank



Fig.4: Secondary Clarifier



Fig.5: Dual Media Filter



Fig.6: Final Outlet



Fig.7: Sludge Drying Bed



Fig.8: Inlet & Outlet Flowmeter



Annexure – 92: M/s Sumit Enterprises

INDUSTRY INSPECTION FORMAT (CHEMICAL)**General section**

Date of inspection: 12.08.2024

1.	Name of the unit with complete postal address:	M/s Sumit Enterprises P. No. 178, Barhi, Sonipat
2.	Spatial Co-ordinates (Latitude & longitude) in Decimal format only	29.102363 77.046631
3.	Name of Contact person with designation Phone & Email:	Sh. Dharampal, Manager 9812444942 sumit.vinylgroup@gmail.com
4.	Year of commissioning	2006
5.	Name of SPCBs Regional Office	Sonipat
6.	Industry Operational status	Operational

Consent section

(Attach valid copies, or if expired then attach recent expired copies along with copy of application)

7.	Air consent (Validity with date/Expired/ Applied for renewal/First time applied/Never applied)	Valid till 30.09.2026
8.	Water consent (Validity with date /Expired/ Applied for renewal/ First time applied/Never applied)	Valid till 30.09.2026
9.	Hazardous waste authorization (Validity with date/Expired/ Applied for renewal/First time applied/Never applied)	Valid till 30.09.2026
10.	NOC from CGWA/other authorized body (Validity with date /Expired/Applied for renewal/First time applied/ Never applied)	Not provided

Production section

11.	Mention no. of operational days in last three months (to be used for calculation purposes in subsequent sections)	Data not provided
12.	Name and quantity of Raw materials used (in MT total of last three months)	Data not provided
13.	Name of Final Products (separately mention name and quantity of byproducts also, if any)	Oil Orange Data not provided
14.	Consented production capacity(TPD)	150 MTD
15.	Installed production capacity (TPD)	200 MTD
16.	Production on previous day of inspection (TPD)	Data not provided
17.	Production (in MT for last three months)	Data not provided
	Overall Production (in TPD)	Data not provided
	On the day of visit (in TPD)	Data not provided
18.	Process details (with Material Balance & Flow diagram):	Not provided

Water section

19.	Source of freshwater
-----	----------------------

	HSI IDC water supply	flow meter with totalizer installed: Yes Instantaneous Reading: 5935 m ³ /hr Totalizer Reading during visit: m ³ Type: mechanical/digital/electromagnetic etc. Calibration details: Logbook maintained: Yes/No If Yes: Collect copy of logbook for last 03 months		
Fresh water consumption				
20.	Freshwater consumption (KL) (Total of last three months)	Production process	Domestic	Others
		Logbook not provided	Logbook not provided	Logbook not provided
	Overall in KLD & KL/MT of product	Logbook not provided	Logbook not provided	Logbook not provided
	On the previous day of visit (KLD)	Logbook not provided	Logbook not provided	Logbook not provided

Primary Effluent management section

21.	Sources of effluent generation	Not provided
22.	Flow meters at sources of effluent generation	Yes/No: No
23.	PETP status	Installed (Yes/No): Yes Operational (Yes/No) : Yes
24.	Flow meter/ v-notch installed at PETP inlet	Yes/No: Yes Type: mechanical/digital/electromagnetic etc. Calibration details: Digital Instantaneous Reading: 0.0 m ³ /hr Totalizer Reading: 261.158 m ³ Logbook maintained: No (if yes, last three months logbook data should be collected)
25.	Flow meter/ v-notch installed at PETP outlet	Yes/No: Yes Type: mechanical/digital/electromagnetic etc. Calibration details: Digital Instantaneous Reading: 4.59 m ³ /hr Totalizer Reading: 246.362 m ³ Logbook maintained: No (if yes, last three months logbook data should be collected)
26.	Effluent generation quantity (KL) (to be calculated from PETP inlet logbook)- Total of last three months	Logbook not provided
	Overall in KLD & KL/MT of product	Logbook not provided
	On the day of visit	
30	Recycled water consumption (KL) (Total of last three months)	No water recycled

31	Effluent discharge quantity (KL) (to be calculated from PETP outlet logbook)- Total of last three months	Logbook not provided			
	Overall in KLD & KL/MT of product	Logbook not provided			
	On the previous day of visit	Logbook not provided			
32	Mode of discharge	Underground pipeline			
33	c. No. of consented outlets	01			
	d. Actual no. of outlets observed during visit	01			
34	Discharge in	CETP conveyance line			
35	Effluent characteristics				
	Parameter	PETP inlet	PETP outlet	Prescribed discharge norms	Compliance w.r.t. consent
	pH	4.2	4.3	6.0-9.0	Non-complying (Discharge norms)
	Colour	187	87	-	
	BOD	282	283	500	
	COD	972	798	1400	
	TSS	170	292	1500	
	Cl-	8377	6854	-	
SO ₄	3738	3262	-		

PETP section

36	Installed capacity (KLD): 30; Utilized capacity (KLD): Data not provided				
37	Effluent treatment technology: Physico-chemical/ Biological				
	PETP unit	Dimension (LxWxH)	Capacity (m ³)	Retention time (Hr.)	Adequate/Inadequate
	Reaction Tank	Not provided			
	Chemical dosing Tank	Not provided			
	Tube settler	Not provided			
	Tertiary treatment units: ACF	Not provided			
38	Type of aerators in aeration tank	Surface/Diffused		Details:	
	Rate of aeration			
	Provision for sludge recirculation	Yes/No			
39	Type of clarifier (Conventional/ Lamella clarifier/ Tube settler)	Tube settler			
40	Sludge management:				
	Sludge drying beds	01			
	Centrifuge/ Sludge press	NA			

	Quantity of sludge generated (kg/day) (average of last three months)	Not provided
	On the day of visit (kg/day)	Not provided
	Mode of sludge disposal	Not provided
41	Name of chemical consumed at PETP along with quantity (kg/day)	Not provided
42	Availability of Environmental Lab	Yes/No
	PETP Lab details: (give details of instruments available in lab of the unit with photographic evidence)	Not available
43	Staff engaged at PETP (Nos.)	PETP Manager: 1, Chemist: 1, Operator/Helper : 2
44	Total electric Consumption (KWh/day) (average of last three months)	No separate energy meter
	Separate Energy meter installed for PETP, Meter reading at the time of visit (KWh), Electric Consumption at PETP (KWh/day) (average of last three months)	No Energy meter installed

Air Pollution – Emission Sources & Control

45	Sources of air pollution	Chimney Details	APC Equipment	Emission Quality (Third party test report to be collected)			
	Baby boiler: 0.4 Ton/hr	9 meter					
	Details of D.G Set		Capacity	Exhaust pipe		Emission standards	
			-	3	m		

Hazardous waste section

46	Name of HW generated	Category	Authorised Quantity	Quantity Generated	Source of generation	HW Disposal	Copy of agreement with recyclers /TSDF
	e.	Not provided					
Form-4 and 10 to be collected : Not provided							

Fuel/power consumption

47	Type of fuel used	Diesel: 0.100KL/day (as per consent) Wood: 400 Kg/day
48	Fuel consumption (mention units)	Baby boiler and D.G Set
	On the day of visit	NA

49	<p>Specific observations:</p> <ol style="list-style-type: none"> 1. The unit is engaged in dye and dyes intermediate. 2. The unit has not provided logbooks of PETP inlet, outlet, water consumption, PETP energy meter, sludge generation and disposal. 3. As per analysis results the unit was found non-complying w.r.t. pH (4.2 against norms of 6.0 -09.0). 4. Absolute PETP system.
50	<p>Specific recommendations/suggestions:</p> <ol style="list-style-type: none"> 1. The unit shall upgrade its PETP system to achieve PETP effluents discharge norms. 2. The unit shall maintain logbooks of production, PETP inlet, outlet, water consumption, PETP energy meter, sludge generation and disposal.
51	<p>Overall compliance status: Non – Complying (Discharge norms)</p>

Photographs



Fig.1: Entrance gate



Fig.2: Manufacturing process area



Fig.3: PETP inlet flowmeter



Fig.4: PETP outlet flow meter



Fig.5: PETP



Fig.6: Sludge drying bed



Fig.7: HSIIDC water flow meter

INDUSTRY INSPECTION FORMAT

Date of inspection:08.08.2024

A. General section

1.	Name of the unit with complete postal address:	M/s Raja Industries, Plot No 298, Phase – I, HSIIDC, Barhi, Dist. Sonipat, Haryana
2.	Spatial Co-ordinates (Latitude & longitude) in Decimal format only	Latitude:, Longitude:
3.	Name of Contact person with designation Phone & Email:	Mr. Shiv Shankar; GM 9811944679 r.industries66@gmail.com
4.	Industry Operational status	Operational

B. Consent section

(Attach valid copies, or if expired then attach recent expired copies along with copy of application)

5.	Consent	Yes/No/Applied	Validity (Period)
	Air /Water		Valid upto 30.09.2028
	Hazardous waste authorization		Valid upto 30.09.2028
	NOC from Haryana Water Resources Authority (HWRA)/other authority		No borewell

C. Production, Process and Infrastructure

Production details			
6.	Operation schedule (Operation hours/day)	Day shift (12 hrs./day)	
7.	Type of industry	Dye & Dye intermediates	
8.	Consumption of utility, water and raw materials per kg of material processed		
		As per consent	Actual
	Production (kg or MT)	Colour dyes – 01 MT/day	Installed capacity = 3.5 Ton/batch (02 days/batch) i.e. 1.75 TPD Operating at 25 % capacity approx. as informed by unit representative on the date of visit i.e. 0.44 MT/day
	Steam (MT)	No boiler	
	Water (KL)	Industrial – 01 KLD; Domestic – 01 KLD	No record maintained
	Major Raw material	Crude dyes – 01 MT/day	Raw dye & Iodized salt
9.	Process details: As informed by unit representative during visit Washing of Raw material (i.e. raw dye) loading & salt filling in ball mill (01 hr) – Rotation (3.5 hr) – Sample testing (06 hr) wait for results – Unloading (05 hr) – Vibro (2.25 hr) – Packaging – Dispatch		

10.	Details of wet processing machinery (Nos. & Capacity)	Machine no.	Dye loading Capacity (kg per batch)		
		1.	800		
		2.	400		
		3.	100		
		4.	400		
		5.	400		
		6.	200		
		7.	300		
		8.	200		
		9.	400		
		10.	200		
11.	Fresh Water consumption				
	Availability of separate flow meter for domestic/process use: No				
	Domestic and industrial use from HSIIDC supply				
	Sources of water	Totalizer reading (m³)	Water consumption (KL) (Total of last three months)	Average water consumption (in KLD)	Logbook maintained (Yes/No)
	Borewell	No borewell			
Municipal sources (HSIIDC supply)	Meter not shown by unit		No record maintained HSIIDC bill not provided		
Specific freshwater consumption (KL/MT)			Cannot be calculated		

D. Effluent management and disposal

12.	Flowmeters details	Availability (Yes/No)	Totalizer Reading (m³/hr)
	Flow at inlet	Not installed	
	Flow at outlet	Yes	Reading not visible
	Recycling points	No recycling	NA
13.	Effluent generation (KLD): No record maintained		
14.	Specific effluent generation (KL/MT of product)	Cannot be calculated	
15.	Effluent disposal (KLD): No record maintained		
16.	Specific effluent disposal (KL/MT of product)	Cannot be calculated	
17.	Recycled water consumption (Avg. in KLD)	No recycling	
18.	Specific recycled water consumption (KL/MT of product)		
Primary Effluent Treatment Plant (PETP)			
19.	PETP status: Operational		
20.	Installed capacity (KLD): No information provided by unit representative		
21.	PETP consists of: (flow diagram) Bar screen → Raw effluent collection tank → Chemical mixing tank → Reaction tank → Tube settler → Activated Carbon Filter → Evaporator		

	<i>Remark: a. The existing PETP can reduce BOD upto 50%, COD upto 60% & TDS upto 25% only.</i> <i>b. Evaporator was found in non – functional condition</i>				
22.	Losses in ETP, %	NA			
23.	Name of chemicals consumed at ETP along with quantity (kg/day)	Lime	No record maintained		
		Alum			
		Polyelectrolyte			
		Total chemical consumption			
24.	Effluent disposal point	HSI IDC sewer line			
25.	Bypass arrangement for discharge of untreated effluent	Not found			
26.	Status of CETP membership	Connected with CETP however no document provided			
27.	Status of storm water management	HSI IDC storm water line			
28.	Effluent characteristics: Samples analyzed at laboratory of HSPCB, Regional Office Faridabad ETP outlet sample collected from final outlet line after Carbon filter				
	Parameter	PETP inlet	PETP outlet	Prescribed discharge norms	Compliance status
	pH	10.12	7.46	6.0 – 9.0	Complying
	BOD (mg/l)	170	95	500	
	COD (mg/l)	840	480	1400	
	TSS (mg/l)	475	225	1500	
	TDS (mg/l)	2120	1440	2100	
	Oil & Grease (mg/l)	16.8	BDL	15	
	NH ₃ -N (mg/l)	24.48	7.84	-	
	Total Cr (mg/l)	3.75	0.79	-	
	Sulphides (mg/l)	8.0	1.2	-	
	SAR	175.26	62.76	-	
	Phenolic compound	2.69	0.52	-	
29.	Sludge management & disposal:				
	Mechanical system details (centrifuge/decanter etc.)	No mechanical system			
	Sludge drying beds	Total Nos: 01 (found empty)			
	Average quantity of sludge generated (Kg/day)	Logbook/data not maintained by unit (not provided to the inspection team)			
	Estimated sludge generation	Cannot be estimated as PETP chemical consumption data/record not maintained			
30.	Separate Energy meter installed for PETP	Yes; Reading during visit – kWh			
	Average Electric Consumption at PETP (KWh/day)	Logbook/data not maintained by unit (not provided to the inspection team)			

E. Hazardous waste section

31.	Hazardous waste management
Authorization status	Copy not provided
Remark: Copy of agreement with recyclers/TSDF, Form - 10 & logbook of ETP sludge/hazardous waste generation and disposal data not provided to inspection team	

F. Fuel consumption in boiler & ash management
No boiler in premises, thus no boiler ash generation

G. Key issues & Recommendations

- i. Evaporator installed in ETP found in non-functional condition.
- ii. No sludge found in Sludge drying bed.
- iii. No flow meter installed at ETP inlet.
- iv. Unit is recommended for following:
 - a. Install flow meter at line carrying freshwater to the process area
 - b. Install flow meter at ETP inlet
 - c. Operate the evaporator system installed after filtration unit in ETP
 - d. Maintain logbook for production, freshwater consumption in process, ETP inlet, ETP outlet, ETP chemical consumption, ETP sludge generation & disposal, and energy consumption in ETP

H. Overall Compliance status: Complying

Photographs taken during visit



Photo 1: Entrance gate of unit

Photo 2: Manufacturing process area



Photo 3: Chemical reaction tank & tube settler



Photo 4: Chemical dosing system



Photo 5: Tertiary treatment (Filtration) system



Photo 6: Evaporator (non-functional)



Photo 7: ETP outlet flow meter



Photo 8: Sludge drying beds found empty

Annexure – 94: M/s Ansh Beverages Pvt. Ltd

INDUSTRY INSPECTION FORMAT**A. General section****Date of inspection: 08/08/2024**

1.	Name of the unit with complete postal address:	M/s Ansh Beverages Pvt. Ltd., Plot-39, Ph-1, HSIIDC, Barhi, Sonipat, Haryana
2.	Spatial Co-ordinates (Latitude & longitude) in Decimal format only	29.105204, 77.043975
3.	Name of Contact person with designation Phone & Email:	Sh. R. K. Grover, Supervisor Ph. No. 7982507346
4.	Industry Operational status	Operational

B. Consent section

(Attach valid copies, or if expired then attach recent expired copies along with copy of application)

5.	Consent	Yes/No/Applied	Validity (Period)
	Air /Water	Yes	30/09/2026
	Hazardous waste authorization	Yes	31/03/2026
	NOC from CGWA/other authority	Applied on 20/02/2024	Expired on 06/02/2024

C. Production, Process and Infrastructure

Production details			
6.	Number of operational days in last three months	34 days (from 01/07/2024 to 07/08/2024)	
7.	Operation schedule (Operation hours/day)	Day shift	
8.	Product manufactured	Non-alcoholic beverages	
9.	Consumption of utility, water and raw materials per kg of material processed		
		As per consent	Average (last three months)
	Production in (Kg/ Sq. meter/ nos.)	Soft drinks-30000 Nos./day, Juices-25000 Nos./day	24000/day
	Steam (MT)	Not mentioned	4.2 MT/day
	Water (KL)	Not mentioned	Information not provided
	Raw material (dyes & chemicals)	Sugar-2 MT/d, Pulp-1 MT/d, Chemicals-500 Kg/d	Information not provided

10.	Process details: Extraction of raw water from borewell → Storage of raw water in tank → Cleaning of water through RO → Storage of water into product tank → Boiling of sugar → Transfer of sugar syrup into process tank → Mixing of ingredients into process tank → Blowing of bottles → Transfer of syrup for process tank to carbonation tank → Transfer of syrup to filling machine from carbonation tank → Labelling of bottles after filling → Packaging of bottles into boxes after labelling and marking.				
11.	Details of wet processing machinery (Nos. & Capacity)		Attached as Annexure-I.		
12.	Fresh Water consumption Availability of separate flow meter for domestic/process use: Yes				
	Sources of water	Totalizer reading (m³)	Water consumption (KL) (Total of last three months)	Average water consumption (in KLD)	Logbook maintained (Yes/No)
	Borewell	6182.759	1642 KL (01/07/2024 to 07/08/2024)	48.3 KLD	Yes
	HSIIDC supply	4211.70	Record not maintained	Record not maintained	No
	Specific water consumption in KL/MT		2.01 L/No. of beverage (soft drink)		

D. Effluent management and disposal

13.	Flowmeters details	Availability (Yes/No)	Totalizer Reading (m³)
	Flow at PETP inlet	Yes	1813.888
	Flow at PETP outlet	Yes	1803.237
	Recycling points	Not applicable	Not applicable
14.	Effluent generation (KLD)	3 KLD	
15.	Specific effluent generation (KL/MT of product)	0.125 L/No. of beverage (soft drink)	
16.	Effluent disposal (KLD)	2.94 KLD	
17.	Specific effluent Disposal (KL/MT of product)	0.122 L/No. of beverage (soft drink)	
18.	Recycled water consumption (Avg. in KLD)	Not applicable	
19.	Specific recycled water consumption (KL/MT of product)	Not applicable	
Primary Effluent Treatment Plant (PETP)			
20.	PETP status: Operational		
21.	Installed capacity (KLD): 10 KLD Utilized capacity (KLD): 3 KLD		

	Consented trade effluent generation: 5 KLD				
22.	PETP consists of: Bar Screen → O&G chamber → Equalization Tank → Primary Clarifier → Secondary Clarifier → Chlorine Contact Tank → Multigrade Filter → Activated Carbon Filter → Discharge				
23.	Losses in PETP, %	2%			
24.	Name of chemicals consumed at PETP along with quantity (kg/day)	Alum	3 Kg/d		
		Caustic soda	3.5 Kg/d		
		Polyelectrolyte	0.4 Kg/d		
		Chlorine	0.6 Litres/d		
25.	Effluent disposal point	HSI IDC sewer line			
26.	Bypass arrangement for discharge of untreated effluent	-			
27.	Status of CETP membership	Unit has membership certificate no. 2024-2025/03 dated 17/08/2024 obtained from Barhi CETP Association Pvt. Ltd.			
28.	Status of storm water management	<ul style="list-style-type: none"> • No rain harvesting structure inside premises. • Storm water is discharged into HSI IDC storm water line. 			
29.	Effluent characteristics: as per analysis report of consented parameter				
	Parameter	PETP inlet	PETP outlet	Prescribed discharge norms	Compliance status Non-complying (discharge norms)
	pH	6.6	5.4	6.0-9.0	
	Colour (Hazen)	BDL	BDL	-	
	BOD (mg/l)	1857	1363	500	
	COD (mg/l)	2927	2741	1400	
	TSS (mg/l)	55	87	1500	
	TDS (mg/l)	2872	1612	2100	
	Oil & Grease (mg/l)	-	BDL	15	
30.	Sludge management & disposal				
	Mechanical system details (centrifuge/decanter etc.)	No			
	Sludge drying beds	Total Nos: 02			
	Average quantity of sludge generated (Kg/day)	1 Kg/d (as informed by unit representative)			
31.	Separate Energy meter installed for PETP	Yes			
	Average Electric Consumption at PETP (KWh/day)	9.1 KWh/d (as per logbook data from 01/07/2024 to 07/08/2024).			

E. Hazardous waste section

32.	Hazardous waste management	
	Authorization status	Valid till 31/03/2026
	Copy of agreement with recyclers/TSDf	Unit provided agreement dated 03/03/2023 with Gujarat Enviro Protection and Infrastructure (Haryana) Pvt. Ltd. Validity of the agreement is 5 years from the date of agreement.
	Hazardous waste generated (kg/d)	Record of hazardous waste was not maintained.

F. Fuel/power consumption

33.	Boiler capacity	1 TPH
34.	Stack height	14 m
35.	APCD installed	-
36.	Type of fuel used	Liquefied petroleum gas
37.	Fuel consumption (mention units)	No information provided
38.	Estimated ash generation (@ 12 % of biomass briquette)	No generation of ash
39.	Ash management	Not applicable
40.	Remark on ash disposal	-

G. Major observations

1. Unit was found non-complying w.r.t. prescribed discharge norms for pH-5.4 (against norm of 6-9), BOD-1363 mg/l (against norm of 500 mg/l) and COD-2741 mg/l (against norm of 1400 mg/l).
2. The unit is not maintaining logbook for fresh water consumption through municipal source i.e., HSIIDC fresh water supply line.

H. Recommendations

1. Unit shall dismantle the provision for dilution at PETP outlet.
2. Unit shall maintain record for fresh water consumption through municipal source i.e., HSIIDC fresh water supply line on daily basis.
3. Unit shall properly operate & maintain the PETP to comply with the treated effluent discharge norms.
4. Unit shall make provision to directly discharge the filtered effluent in to HSIIDC line, to rule out possibility of dilution.

I. Overall compliance status: Non-complying (discharge norms)

Photographs



Production area



Chemical dosing at PETP



Clariflocculator



Activated Carbon Filter & Multigrade Filter



Sludge generated at PETP



Energy meter installed at PETP

Annexure – 95: M/s Season farm, Plot No. 157, HSIIDC, Barhi, Sonipat

INDUSTRY INSPECTION REPORT (FOOD, DAIRY BEVERAGES)

A. General Section :		Date of Inspection : 08.08.2024
1.	Name of the Unit with complete Postal address :	M/s. Season farm, Plot No. 157, HSIIDC, Barhi, Sonipat
2.	Spatial Coordinates (Latitude & Longitude) in Decimal format only	29.14249 77.02184
3.	Name of the contact person with designation Telephone and E-mail	Sh. Ravi Verma, Plant Head 7042804151
4.	Date/Year of commissioning	2014
5.	Name of SPCBs Regional Office	Regional office, Sonipat, HSPCB
6.	Industry Operational Status	Operational
	Operational Schedule	8 hrs

B. Consent Section

(Attach valid copies , or if expired then attach recent expired copies along with copy of application)

7.	Water Consent (Validity with date/ Expired/ Applied for renewal/ First time Applied / Never Applied)	31.03.2029
	Air Consent (Validity with date/ Expired/ Applied for renewal/ First time Applied / Never Applied)	31.03.2029
	Hazardous Waste Authorization (Validity with date/ Expired/ Applied for renewal/ First time Applied / Never Applied)	Not provided
	NOC from CGWA (Validity with date/ Expired/ Applied for renewal/ First time Applied / Never Applied)	Not provided

C. General Information & Production Details

8.	Mention no. of operational days in last three months (to be used for calculation purposes in subsequent sections)	65 days (June and July 2024)
9.	Name and quantity of Raw materials used (in MT total of last three months) June to July 2024 (65 days)	All purpose flour: 52910 kg Wheat Flour: 39130 Kg Corn flour: 5590 Kg Salt: 5590 Kg Water: 111800 Litre
10.	Name of Final Products	Soya Chaap (frozen vegetable)
	Name of By products (at full capacity)	-
11.	Consented Production capacity (TPD) for each product	1.Frozen vegetable: 1 TPD
12.	Installed production capacity (TPD)	1 TPD
	Production on previous day of inspection (TPD)	Not provided

13.	Production (in MT for last three months)	Not provided
	Overall Production (in TPD)	2776 kg/day (June and July 2024 for 65 days)
	On the day of visit (in TPD)	Approx. 2000 kg/day
	Manufacturing process details (Attach Process Flow chart for each Product and material balance)	Not provided
14.	Details of process machines	Not provided

D. Water Consumption Details

15.	Source of freshwater			
	Borewell/Any water supply department	HSI IDC water supply without flow meter		
Fresh water consumption				
	Freshwater consumption (KL) (Total of last three months)	Production process	Domestic	Others
		Not provided	Not provided	Not provided
	Overall in KLD & KL/MT of product	Not provided	Not provided	Not provided
	On the previous day of visit (KLD)	Not provided	Not provided	Not provided

E. Wastewater – Generation, Treatment & Discharge

16.	Wastewater generation, (m ³ /day)	As per consent	Present status (m ³ /day)			
	Process effluent	NA	Logbook not provided			
	Domestic wastewater					
	Total	NA	Logbook not provided			
	Specific wastewater generation (kl/ unit of product)	NA	Logbook not provided			
17.	Wastewater (effluent) Discharged, (m ³ /day)	As per consent	Present status (m ³ /day)			
	Process effluent Discharged :	3.5 KLD	Logbook not provided			
	Domestic wastewater Discharged :	0.5 KLD	Logbook not provided			
	Total Effluent Discharged	Not provided	Logbook not provided			
	Specific Effluent Discharged (kl/ unit of product)	Not provided				
	Final Discharge Point of treated wastewater	CETP conveyance line				
18.	Description of Effluent Treatment facilities components with design details (Attach Flow chart)	Flow chart not provided				
19.	Quality of discharged effluent (for all parameters as notified under Environment (Protection) Rules, 1986) at the time of inspection: (Attach Analysis report)					
	Analysis report results (of collected Sample)	pH	BOD	COD	TSS	Oil & grease
	Analysis results : PETP Inlet	6.6	139	289	94	BDL
	Analysis results : PETP Outlet	PETP non-functional due to power failure				
	Norms as per consent	5.5-9.0	500	1400	1500	10
20.	Unit is ZLD (Confirm with CTO): No b. Whether consent specifies that unit is ZLD: No					

	c. Type of flow meter: mechanical/digital/electromagnetic etc. Calibration details:		
21.	BOD load (kg/day) calculated at:	PETP Inlet effluent quality	PETP Outlet effluent quality
		Logbook not provided	Logbook not provided
	COD load (kg/day) calculated at:	Logbook not provided	Logbook not provided
22.	Recycled water Consumption:	NA	

F. PETP Details

23a.	Installed capacity (KLD): Not provided; Utilized capacity (KLD):Not provided	
	Effluent treatment technology: Physico-chemical PETP: bar screen, collection tank, dosing tank, tube settler, sludge drying beds, ACF/PSF and effluent discharged to CETP conveyance line	
	Separate Energy meter installed for PETP Meter reading at the time of visit (KWh) Electric Consumption at PETP (KWh/day) (average of last three months)	No

G. Air Pollution – Emission Sources & Control

24.	Sources of air pollution	Chimney Details	APC Equipments		Emission Quality			
			Stipulated	Provided				
	Fuel Consumption Baby boiler 0.4 t/hr		Type of fuel		Consumption		Used in	
			LPG		Not provided			

H. Observations

25.	<p>Specific:</p> <ol style="list-style-type: none"> The PETP was found non-operational due to power failure during the inspection. The unit has not provided Hazardous Waste Authorization The wastewater from process area was collected in collection tank. Sample was collected from collection tank. No discharge was found outside/ CETP conveyance line during the inspection. The Waste Water generation, Waste Water Discharge, Sludge generation & Energy meter Logbooks were not provided by the industry. The housekeeping was found very poor during the inspection.
26.	<p>Specific recommendations/suggestions:</p> <ol style="list-style-type: none"> The unit shall maintain logbooks of PETP Inlet, Outlet, Borewell/HSIIDC water supply, Chemical consumption, PETP energy meter logbook and sludge management. The unit shall obtain HWA from HSPCB.

	<p>3. The unit shall ensure that PETP made functional at the time of unit operation.</p> <p>4. The unit shall maintain good housekeeping at production area.</p>
27.	Overall compliance status: Non-complying (PETP found non-operational)

Photographs



Manufacturing process area

PETP



PETP outlet discharge point



Annexure – 96: M/s First Pure Diet Milk Products

INDUSTRY INSPECTION FORMAT**A. General section****Date of inspection: 09.08.2024**

1.	Name of the unit with complete postal address:	M/s First Pure Diet Milk Products, Plot No. 325, HSIIDC, Phase – I, Barhi, Dist. Sonipat, Haryana
2.	Spatial Co-ordinates (Latitude & longitude) in Decimal format only	Latitude: 29.0994938, Longitude: 77.04611486
3.	Name of Contact person with designation Phone & Email:	Mr. Harish Kehrana, Production Incharge 9718212222 firstpurediet@gmail.com
4.	Industry Operational status	Operational

B. Consent section

5.	Consent	Yes/No/Applied	Validity (Period)
	Air /Water	Yes	Valid upto 30.09.2025
	Hazardous waste authorization	Copy of authorization not provided As per information available on portal https://ocmms.nic.in/ , unit applied for authorization on 09.04.2024 which was approved by HSPCB on 20.05.2024	
	NOC from CGWA/other authority:	No borewell.	

C. Production, Process and Infrastructure

Production details			
6.	Number of operational days in last three months	June – 24: 18 days; July – 24: 18 days; Aug - 24: 07 days Total – 43 days	
7.	Operation schedule	Day shift	
8.	Type of industry	Milk processing (Dairy industry)	
9.	Product manufactured	Cottage cheese (paneer), Curd & Clarified butter (ghee)	
10.	Consumption of utility, water and raw materials per kg of material processed		
		As per consent	Average of last three months
	Production	04 MT/day of milk products	Logbook/record not maintained, 400 ltr. milk processed on previous production day (i.e. 0.4 KLD)
	Water (KL)	2.5 KLD – industrial; 1.0 KLD – domestic	Logbook not maintained Estimated – 0.86 KLD
	Raw material	Milk – 04 MT/day	No record maintained
11.	Details of process machinery: Pasteurizer (01 kl/hr), Ghee cattle (100 kg/hr), Cream separator (01 kl/hr)		
12.	Fresh Water consumption Availability of separate flow meter for domestic/process use: No Domestic and industrial use from HSIIDC supply, mechanical flowmeter installed		

Sources of water	Totalizer reading (m ³)	Water consumption (KL) (Total of last three months)	Average water consumption (in KLD)	Logbook maintained (Yes/No)
Borewell	No borewell; water consumption from supply line of HSIIDC			
Municipal sources (HSIIDC supply)		No logbook/data maintained Estimated – 0.86 KLD (avg. for June, July & Aug 2024) Estimated freshwater consumption for previous production day = 0.6 KLD Therefore, sp. Freshwater = 0.6/0.4 = 1.5 KL/KL		
Specific freshwater consumption		As per data of previous production day Sp. Freshwater consumption = 0.6/0.4 =1.5 KL/KL of milk processed		

D. Effluent management and disposal

13.	Flowmeters details	Availability (Yes/No)	Meter Reading (m ³)
	Flow at inlet	Yes	Display not visible
	Flow at outlet	Yes	00196 m ³
	Recycling points	No recycling	NA
14.	Effluent generation (KLD): Effluent is generated from floor washing & vessel washing, no record maintained Estimated avg. effluent generation (June, July & Aug-24) considering 15 % loss of freshwater in process = 0.86 KLD – (15 % of 0.86 KLD) = 0.73 KLD Estimated effluent generation for previous production day = 0.51 KLD		
15.	Specific effluent generation (KL/MT of product)	= 0.51/0.4 = 1.27 KL/ KL of milk processed	
16.	Effluent discharge (KLD): avg. effluent discharge (As per logbook data provided for June, July & Aug-24) = 0.71 KLD effluent discharge for previous production day(as per logbook) = 0.5 KLD		
17.	Specific effluent disposal (KL/MT of product)	= 0.5/0.4 = 1.25 KL/ KL of milk processed	
18.	Recycled water consumption (Avg. in KLD)	No recycling	
19.	Specific recycled water consumption (KL/MT of product)		
Primary Effluent Treatment Plant (PETP)			
20.	PETP status: Operational		
21.	Installed capacity (KLD): KLD (as informed by unit representative)		
22.	PETP consists of: (flow diagram)		

	Raw effluent collection tank → Chemical mixing tank → Reaction tank → Tube settler → Pressure Sand Filter → Activated Carbon Filter → Treated effluent to discharge <i>Remark: The existing PETP can reduce BOD upto 50%, COD upto 60% & TDS upto 25% only.</i>			
23.	Losses in PETP, %	3 %		
	Name of chemicals consumed at ETP along with quantity (kg/day)	As per logbook provided by unit		
		Lime	5.23 kg/day	
		Alum	4.55 kg/day	
		Polyelectrolyte	57.5 gm/day	
		Total chemical consumption: 9.94 kg/day		
24.	Effluent disposal point	HSI IDC sewer line		
25.	Bypass arrangement for discharge of untreated effluent	Not found		
26.	Status of CETP membership	Yes		
27.	Status of storm water management	HSI IDC storm water line		
28.	Effluent characteristics: Samples analyzed at laboratory of HSPCB, Regional Office Faridabad PETP outlet sample collected from final outlet line after filtration units			
	Parameter	PETP inlet	PETP outlet	Prescribed discharge norms
	pH	5.52	7.37	6.0-9.0
	BOD (mg/l)	175	28	500
	COD (mg/l)	880	148	1400
	TSS (mg/l)	425	44	1500
	TDS (mg/l)	1290	775	2100
	Oil & Grease (mg/l)	24.8	6.4	15
	Conductivity (µS/cm)	2350	1410	-
				High reduction in pollution parameters indicating dilution with freshwater in PETP at different stages Non-Complying (Dilution)
29.	Sludge management & disposal:			
	Mechanical system details (centrifuge/decanter etc.)	No mechanical system		
	Sludge drying beds	Total Nos: 03		
	Average quantity of sludge generated (Kg/day)	0.47 kg/day (as per data provided for duration 01.06.2024 – 03.08.2024)		
	Estimated sludge generation	= (Inlet TSS load – Outlet TSS load) + 10 % of ETP chemical consumption = 0.28 + 0.99 = 1.27 kg/day		
	Mode of Sludge disposal	Provided to TSDF i.e. M/s Gujarat Enviro Protection And Infrastructure (Haryana) Pvt. Ltd.		
30.	Separate Energy meter installed for PETP	Yes Reading during visit – 4283.2 kWh		
	Average Electric Consumption at PETP (KWh/day)	2.63 kWh/day (As per logbook)		

E. Hazardous waste section

31.	Hazardous waste management	
	Authorization status	Copy of authorization not provided As per information available on portal https://ocmms.nic.in/ , unit applied for authorization on 09.04.2024 which was approved by HSPCB on 20.05.2024
	Copy of agreement with recyclers/TSDF	Agreement with TSDF i.e. M/s Gujarat Enviro Protection And Infrastructure (Haryana) Pvt. Ltd, on date 08.06.2023 having validity upto 05 years for disposal of hazardous waste (ETP sludge) @ 01 MT/annum
	Hazardous waste generated (kg/d)	ETP sludge generation @ 0.47 kg/day (as per data provided for duration 01.06.2024 – 03.08.2024)

F. Fuel consumption in boiler & Air pollution control

32.	Boiler capacity	600 kg/day
33.	Type of fuel used in boiler with avg. daily consumption	LPG consumption @ 75 kg/day
34.	Estimated ash generation	No ash generation
35.	APCD installed	Not required
36.	Stack height	60 ft. approx.
37.	DG set	01 no. acoustic DG set of capacity 125 kVA

G. Key issues & Recommendations

i.	With existing treatment scheme, such a high reduction in pollution parameters indicates dilution with freshwater in PETP at different stages.
ii.	Unit is recommended to maintain logbook for raw material consumption, production, freshwater consumption in process, PETP inlet, fuel consumption in boiler.

H. Overall compliance status: Non-Complying (Dilution)**Photographs taken during visit****Photo 1: Entrance gate of the unit****Photo 2: Manufacturing process area**



Photo 3: PETP inlet collection tank



Photo 4: Chemical dosing and reaction tank



Photo 5: Tube settler



Photo 6: Overall PETP system



Photo 7: Filtration units in PETP



Photo 8: ETP outlet line with flow meter



Photo 9: Sludge drying beds



Photo 10: Boiler with stack

Annexure – 97: M/s Indies Global Foods Private Limited

INDUSTRY INSPECTION FORMAT**A. General section****Date of inspection: 07.08.2024**

1.	Name of the unit with complete postal address:	M/s Indies Global Foods Private Limited, Plot No. 244, Phase – I, HSIIDC, Barhi, Dist. Sonapat, Haryana
2.	Spatial Co-ordinates (Latitude & longitude) in Decimal format only	Latitude: 29.101524, Longitude: 77.0449643
3.	Name of Contact person with designation Phone & Email:	Mr. Nishant Goyal, Production Incharge 9896009360
4.	Industry Operational status	Operational

B. Consent section

5.	Consent	Yes/No/Applied	Validity (Period)
	Air /Water	Yes	Valid upto 31.03.2028
	Hazardous waste authorization	As per information available on portal https://ocmms.nic.in/ , unit applied for authorization on 21.05.2018 which was approved by HSPCB on 26.09.2023	
	NOC from CGWA/other authority	No borewell	

C. Production, Process and Infrastructure

Production details			
6.	Operation schedule	Day shift	
7.	Type of industry	Food processing	
8.	Product manufactured	Ready to cook & eat food i.e. packaged soya chaap, petha, mushroom, baby corn & sweet corn using raw soya chaap, mushroom, baby corn, sweet corn, rice	
9.	Consumption of utility, water and raw materials per kg of material processed		
		As per consent	Average of last three months
	Production	Ready to cook & eat food i.e. packaged soya chaap, petha, mushroom, baby corn & sweet corn @ 2.5 MT/day	Logbook/record not maintained, On the date of visit, unit was engaged in processing of packaged soyachaap & petha @ 01 MT/day (as informed by unit representative)
	Water (KL)	5.0 KLD – industrial; 0.3 KLD – domestic Trade effluent @ 2.0 KLD	Logbook/record not maintained Estimated process freshwater consumption – 0.8 KLD Estimated boiler freshwater consumption – 2.88 KLD
	Raw material	Rice 0.5 MT/day; Pulses 0.5 MT/day; Vegetables 0.5 MT/day Milk based products 25 KLD	No record maintained

10.	Process Details: Raw material → Hot water dip → Filling in can → Salt water solution dip → Sealed can → Sterilization chamber → Product				
11.	Fresh Water consumption Availability of separate flow meter for domestic/process use: No Domestic and industrial use from HSIIDC supply, mechanical flowmeter installed				
	Sources of water	Totalizer reading (m³)	Water consumption (KL) (Total of last three months)	Average water consumption (in KLD)	Logbook maintained (Yes/No)
	Borewell	No borewell; water consumption from supply line of HSIIDC			
	Municipal sources (HSIIDC supply)		No logbook/data maintained Estimated process freshwater consumption – 0.8 KLD Estimated boiler freshwater consumption – 2.88 KLD Overall industrial freshwater consumption – 3.68 KLD		
	Specific freshwater consumption		3.68 KL/MT		

D. Effluent management and disposal

12.	Flowmeters details	Availability (Yes/No)	Meter Reading (m³)
	Flow at inlet	No	NA
	Flow at outlet	Yes	
	Recycling points	No recycling	NA
13.	Effluent generation (KLD): Effluent is generated from floor washing & vessel washing, no record maintained Estimated avg. effluent generation considering 15 % loss of freshwater in process = 0.8 KLD – (15 % of 0.8 KLD) = 0.68 KLD		
14.	Specific effluent generation (KL/MT of product)	= 0.68 KL/MT of product	
15.	Effluent discharge (KLD): no record maintained Estimated avg. effluent discharge considering 03 % loss in PETP = 0.68 KLD – (03 % of 0.68 KLD) = 0.66 KLD		
16.	Specific effluent disposal (KL/MT of product)	= 0.66 KL/MT of product	
17.	Recycled water consumption (Avg. in KLD)	No recycling	
18.	Specific recycled water consumption (KL/MT of product)		
Primary Effluent Treatment Plant (PETP)			
19.	PETP status: Operational		
20.	Installed capacity (KLD): 10 KLD (as informed by unit representative)		

21.	PETP consists of: (flow diagram) Raw effluent collection tank → Chemical mixing tank → Reaction tank → Tube settler → Pressure Sand Filter → Activated Carbon Filter → Treated effluent to discharge <i>Remark: The existing PETP can reduce BOD upto 50%, COD upto 60% & TDS upto 25% only</i>																																				
22.	Losses in PETP, %	3 %																																			
23.	Name of chemicals consumed at PETP along with quantity (kg/day)	Lime	no record maintained																																		
		Alum																																			
		Polyelectrolyte																																			
24.	Effluent disposal point	HSI IDC sewer line																																			
25.	Bypass arrangement for discharge of untreated effluent	Not found																																			
26.	Status of CETP membership	Connected with CETP however no document provided																																			
27.	Status of storm water management	HSI IDC storm water line																																			
28.	Effluent characteristics: Samples analyzed at laboratory of HSPCB, Regional Office Faridabad PETP outlet sample collected from final outlet line after filtration units																																				
	<table border="1"> <thead> <tr> <th>Parameter</th> <th>PETP inlet</th> <th>PETP outlet</th> <th>Prescribed discharge norms</th> <th>Compliance status</th> </tr> </thead> <tbody> <tr> <td>pH</td> <td>7.06</td> <td>7.15</td> <td>6.0-9.0</td> <td rowspan="7">Non-Complying (Dilution) Reduction in BOD – 84.83 %, Reduction in COD – 82.02 % Reduction in TDS – 33.67 %</td> </tr> <tr> <td>BOD (mg/l)</td> <td>145</td> <td>22</td> <td>500</td> </tr> <tr> <td>COD (mg/l)</td> <td>712</td> <td>128</td> <td>1400</td> </tr> <tr> <td>TSS (mg/l)</td> <td>325</td> <td>12</td> <td>1500</td> </tr> <tr> <td>TDS (mg/l)</td> <td>1930</td> <td>1280</td> <td>2100</td> </tr> <tr> <td>Oil & Grease (mg/l)</td> <td>23.8</td> <td>6.2</td> <td>15</td> </tr> <tr> <td>Conductivity (µS/cm)</td> <td>3510</td> <td>2330</td> <td>-</td> </tr> </tbody> </table>	Parameter	PETP inlet	PETP outlet	Prescribed discharge norms	Compliance status	pH	7.06	7.15	6.0-9.0	Non-Complying (Dilution) Reduction in BOD – 84.83 %, Reduction in COD – 82.02 % Reduction in TDS – 33.67 %	BOD (mg/l)	145	22	500	COD (mg/l)	712	128	1400	TSS (mg/l)	325	12	1500	TDS (mg/l)	1930	1280	2100	Oil & Grease (mg/l)	23.8	6.2	15	Conductivity (µS/cm)	3510	2330	-		
Parameter	PETP inlet	PETP outlet	Prescribed discharge norms	Compliance status																																	
pH	7.06	7.15	6.0-9.0	Non-Complying (Dilution) Reduction in BOD – 84.83 %, Reduction in COD – 82.02 % Reduction in TDS – 33.67 %																																	
BOD (mg/l)	145	22	500																																		
COD (mg/l)	712	128	1400																																		
TSS (mg/l)	325	12	1500																																		
TDS (mg/l)	1930	1280	2100																																		
Oil & Grease (mg/l)	23.8	6.2	15																																		
Conductivity (µS/cm)	3510	2330	-																																		
29.	Sludge management & disposal:																																				
	Mechanical system details (centrifuge/decanter etc.)	No mechanical system																																			
	Sludge drying beds	Total Nos: 02																																			
	Average quantity of sludge generated (Kg/day)	no record maintained																																			
	Estimated sludge generation	Can't be estimated as the ETP chemical consumption data not maintained by the unit																																			
	Mode of Sludge disposal	As informed, ETP sludge is Provided to TSDF i.e. M/s Gujarat Enviro Protection And Infrastructure (Haryana) Pvt. Ltd.; however no relevant document provided																																			
30.	Separate Energy meter installed for PETP	No																																			

Average Electric Consumption at PETP (KWh/day)	NA
--	----

E. Fuel consumption in boiler & Air pollution control

31.	Boiler capacity	02 TPH
32.	Type of fuel used in boiler with avg. daily consumption	Briquettes (fuel consumption record not maintained)
33.	Estimated ash generation	Ash generation data not maintained, Can't be estimated as the fuel consumption data is also not maintained
34.	APCD installed	Cyclone separator + Wet scrubber
35.	Stack height	30 meters
36.	DG set	01 no. acoustic DG set of capacity 125 kVA

F. Key issues & Recommendations

i.	Unit is recommended to maintain logbook for raw material consumption, production, freshwater consumption in process, ETP inlet, fuel consumption in boiler.
----	---

G. Overall compliance status: Non-Complying (Dilution)

Photographs taken during visit

	
<p>Photo 1: Entrance gate of the unit</p>	<p>Photo 2: Production process area</p>
	
<p>Photo 3: PETP</p>	<p>Photo 4: Filtration units in PETP</p>



Photo 5: PETP outlet



Photo 6: Sludge drying beds



Photo 7: Boiler



Photo 8: Air Pollution Control Equipment & Stack

INDUSTRY INSPECTION FORMAT**A. General section****Date of inspection: 08.08.2024**

1.	Name of the unit with complete postal address:	M/s Value Foods, Plot No. 273, Phase – I, HSIIDC, Barhi, Dist. Sonipat, Haryana
2.	Spatial Co-ordinates (Latitude & longitude) in Decimal format only	Latitude: 29.1010026, Longitude: 77.0447084
3.	Name of Contact person with designation Phone & Email:	Mr. Anshul Mittal, Production Incharge 8708251002
4.	Industry Operational status	Operational

B. Consent section

5.	Consent	Yes/No/Applied	Validity (Period)
	Air /Water	Yes	Valid upto 31.03.2027
	Hazardous waste authorization	Expired on 31.03.2022, As per information available on portal https://ocmms.nic.in/ , unit applied for authorization on 26.11.2022 which was approved by HSPCB on 16.12.2022	
	NOC from CGWA/other authority	01 borewell without flow meter – NOC not obtained.	

C. Production, Process and Infrastructure

Production details			
6.	Operation schedule	Day shift	
7.	Type of industry	Food processing (Processing & Canning of Fruits & vegetables)	
8.	Product manufactured	Canned food i.e. packaged mushroom, green peas, red peprika, talapin, red cherry, baby corn & sweet corn	
9.	Consumption of utility, water and raw materials per kg of material processed		
		As per consent	Average of last three months
	Production	Details not mentioned in consent	Logbook/record not maintained, On the date of visit, unit was engaged in processing of packaged baby corn & sweet corn @ 500 kg/day
	Water (KL)	3.0 KLD – industrial; 0.5 KLD – domestic	Logbook/ record not maintained
	Raw material	Details not mentioned in consent	No record maintained
10.	Process Details: Raw material grading → Snipping & Cutting → Blanching → Washing → Filling → Brining → Exhausting → Cooling → Product		

11.	Fresh Water consumption Availability of separate flow meter for domestic/process use: No Domestic and industrial use from HSIIDC supply, mechanical flowmeter installed				
	Sources of water	Totalizer reading (m³)	Water consumption (KL) (Total of last three months)	Average water consumption (in KLD)	Logbook maintained (Yes/No)
	Borewell	No borewell; water consumption from supply line of HSIIDC			
	Municipal sources (HSIIDC supply)		No logbook/data maintained		
	Specific freshwater consumption		Cannot be calculated		

D. Effluent management and disposal

12.	Flowmeters details	Availability (Yes/No)	Meter Reading (m³)		
	Flow at inlet	No	NA		
	Flow at outlet	Yes			
	Recycling points	No recycling	NA		
13.	Effluent generation (KLD): Effluent is generated from floor washing & vessel washing, no record maintained				
14.	Specific effluent generation (KL/MT of product)		Cannot be calculated		
15.	Effluent discharge (KLD): no record maintained				
16.	Specific effluent disposal (KL/MT of product)		Cannot be calculated		
17.	Recycled water consumption (Avg. in KLD)		No recycling		
18.	Specific recycled water consumption (KL/MT of product)				
Primary Effluent Treatment Plant (PETP)					
19.	PETP status: Operational				
20.	Installed capacity (KLD): 15 KLD (as informed by unit representative)				
21.	PETP consists of: (flow diagram) Raw effluent collection tank → Chemical mixing tank → Reaction tank → Tube settler → Pressure Sand Filter → Activated Carbon Filter → Treated effluent to discharge <i>Remark: The existing PETP can reduce BOD upto 50%, COD upto 60% & TDS upto 25% only.</i>				
22.	Losses in ETP, %		3 %		
23.	Name of chemicals consumed at PETP along with quantity (kg/day)		Lime	no record maintained	
			Alum		
			Polyelectrolyte		
24.	Effluent disposal point		HSIIDC sewer line		
25.	Bypass arrangement for discharge of untreated effluent		Not found		

26.	Status of CETP membership	Connected with CETP however no document provided																														
27.	Status of storm water management	HSI IDC storm water line																														
28.	<p>Effluent characteristics: Samples analyzed at laboratory of HSPCB, Regional Office Faridabad PETP outlet sample collected from final outlet line after filtration units</p> <table border="1"> <thead> <tr> <th>Parameter</th> <th>PETP inlet</th> <th>PETP outlet</th> <th>Prescribed discharge norms</th> <th>Compliance status</th> </tr> </thead> <tbody> <tr> <td>pH</td> <td>7.64</td> <td>7.71</td> <td>6.0-9.0</td> <td rowspan="6">With existing treatment scheme, such a high reduction in pollution parameters indicates dilution with freshwater in PETP at different stages Non – compliance (Dilution)</td> </tr> <tr> <td>BOD (mg/l)</td> <td>82</td> <td>05</td> <td>500</td> </tr> <tr> <td>COD (mg/l)</td> <td>408</td> <td>40</td> <td>1400</td> </tr> <tr> <td>TSS (mg/l)</td> <td>215</td> <td>22</td> <td>1500</td> </tr> <tr> <td>TDS (mg/l)</td> <td>1590</td> <td>1380</td> <td>2100</td> </tr> <tr> <td>Conductivity (µS/cm)</td> <td>2890</td> <td>2510</td> <td>-</td> </tr> </tbody> </table>		Parameter	PETP inlet	PETP outlet	Prescribed discharge norms	Compliance status	pH	7.64	7.71	6.0-9.0	With existing treatment scheme, such a high reduction in pollution parameters indicates dilution with freshwater in PETP at different stages Non – compliance (Dilution)	BOD (mg/l)	82	05	500	COD (mg/l)	408	40	1400	TSS (mg/l)	215	22	1500	TDS (mg/l)	1590	1380	2100	Conductivity (µS/cm)	2890	2510	-
Parameter	PETP inlet	PETP outlet	Prescribed discharge norms	Compliance status																												
pH	7.64	7.71	6.0-9.0	With existing treatment scheme, such a high reduction in pollution parameters indicates dilution with freshwater in PETP at different stages Non – compliance (Dilution)																												
BOD (mg/l)	82	05	500																													
COD (mg/l)	408	40	1400																													
TSS (mg/l)	215	22	1500																													
TDS (mg/l)	1590	1380	2100																													
Conductivity (µS/cm)	2890	2510	-																													
29.	Sludge management & disposal:																															
	Mechanical system details (centrifuge/decanter etc.)	No mechanical system																														
	Sludge drying beds	Total Nos: 02																														
	Average quantity of sludge generated (Kg/day)	no record maintained																														
	Estimated sludge generation	Can't be estimated as the ETP chemical consumption data not maintained by the unit																														
	Mode of Sludge disposal	As informed, ETP sludge is Provided to TSDF i.e. M/s Gujarat Enviro Protection And Infrastructure (Haryana) Pvt. Ltd.; however no relevant document provided																														
30.	Separate Energy meter installed for PETP	No																														
	Average Electric Consumption at PETP (KWh/day)	NA																														

E. Fuel consumption in boiler & Air pollution control

31.	Boiler capacity	1.5 TPH
32.	Type of fuel used in boiler with avg. daily consumption	Briquettes (fuel consumption record not maintained)
33.	Estimated ash generation	Ash generation data not maintained, Can't be estimated as the fuel consumption data is also not maintained
34.	APCD installed	Wet scrubber
35.	Stack height	30 meters
36.	DG set	No DG set within plant

F. Key issues & Recommendations

- i. With existing treatment scheme, such a high reduction in pollution parameters indicates dilution with freshwater in PETP at different stages.
- ii. Unit is recommended to maintain logbook for raw material consumption, production, freshwater consumption in process, PETP inlet, fuel consumption in boiler.

G. Overall compliance status: Non – Complying (Dilution)

Photographs taken during visit



Photo 1: Entrance gate of the unit



Photo 2: ETP inlet collection tank



Photo 3: Chemical dosing and reaction tank



Photo 4: Filtration units in ETP



Photo 5: Unmetered Borewell



Photo 6: Boiler with stack

Annexure – 99: M/s Ruby Industries, Plot No. 54

INDUSTRY INSPECTION FORMAT**A. General section****Date of inspection: 08/08/2024**

1.	Name of the unit with complete postal address:	M/s Ruby Industries, Plot no. 54, HSIIDC, Barhi, Sonipat, Haryana
2.	Spatial Co-ordinates (Latitude & longitude) in Decimal format only	29.104455, 77.043921
3.	Industry Operational status	Operational

B. Consent section

(Attach valid copies, or if expired then attach recent expired copies along with copy of application)

4.	Consent	Yes/No/Applied	Validity (Period)
	Air /Water	Yes	31/12/2027
	Hazardous waste authorization	No (Not provided)	-
	NOC from CGWA/other authority	No (Not provided)	-

C. Production, Process and Infrastructure

Production details		
5.	Number of operational days in last three months	39 operational days from 01/06/2024 to 13/08/2024 (as per logbook)
6.	Operation schedule (Operation hours/day)	Day shift
7.	Type of industry	Bakery /confectionery /sweets products (with production capacity <1TPD (with gas or electrical oven))
8.	Consumption of utility, water and raw materials per kg of material processed	
	As per consent	Average (last three months)
	Production in (Kg/ Sq. meter/ nos.)	Coronet sweet-0.8 MT/day, Candy-0.8 MT/day, Lollipop-0.8 MT/day, Jelly-0.7 MT/day
	Steam (MT)	-
	Water (KL)	-
	Raw material (dyes & chemicals)	Sugar-600 Kgs/day, Liquid glucose-500 Kgs/day, Coconut-200 Kgs/day, Starch-50 Kgs/day, Maltodextrin-50 Kgs/day, Milk powder- 200 Kgs/day, Flour Maida-200 Kgs/day, Refined-0.2 Kgs/day, Chocolate-50 Kgs/day
		Sugar-600 Kgs/day, Liquid glucose-500 Kgs/day, Coconut-200 Kgs/day, Starch-50 Kgs/day, Maltodextrin-50 Kgs/day, Milk powder- 200 Kgs/day, Flour Maida-200 Kgs/day, Refined-0.2 Kgs/day

			Kgs/day, Kgs/day	Chocolate-50
9.	Fresh Water consumption Availability of separate flow meter for domestic/process use: Yes			
	Sources of water	Totalizer reading (m³)	Water consumption (KL) (Total of last three months)	Average water consumption (in KLD)
	Borewell	Flow meter installed but found defunct		No
	Municipal sources	0135.96 KL	Could not be calculated as logbook was not maintained	Could not be calculated as logbook was not maintained
	Specific water consumption in KL/MT		Could not be calculated as logbook was not maintained	

D. Effluent management and disposal

10.	Flowmeters details	Availability (Yes/No)	Totalizer Reading (m³/hr.)
	Flow at PETP inlet	No	-
	Flow at PETP outlet	Yes, but defunct	-
	Recycling points	Not applicable	-
11.	Effluent generation (KLD)	13.8 KLD	
12.	Specific effluent generation (KL/MT of product)	4.5 KL/MT	
13.	Effluent disposal (KLD)	11.5 KLD (based on logbook data from 01/06/2024 to 13/08/2024)	
14.	Specific effluent Disposal (KL/MT of product)	3.7 KL/MT	
15.	Recycled water consumption (Avg. in KLD)	Not applicable	
16.	Specific recycled water consumption (KL/MT of product)	Not applicable	
Primary Effluent Treatment Plant (PETP)			
17.	PETP status: Non-operational		
18.	Installed capacity (KLD): Not informed Utilized capacity (KLD): Not informed Remark: Consented trade effluent generation: 1 KLD		
19.	PETP consists of: Screen → Flash Mixer → Clariflocculator → PSF → ACF → Evaporator		
20.	Losses in PETP, %	2%	
21.		Lime	1-3 Kgs/day
		Alum	1-2 Kgs/day

	Name of chemicals consumed at PETP along with quantity (kg/day)	Polyelectrolyte	0.04-0.07 Kgs/day
22.	Effluent disposal point	HSI IDC sewer line	
23.	Bypass arrangement for discharge of untreated effluent	No	
24.	Status of CETP membership	Not provided	
25.	Status of storm water management	HSI IDC storm water line (no rainwater harvesting structure provided)	
26.	Sludge management & disposal		
	Mechanical system details (centrifuge/decanter etc.)	Not installed	
	Sludge drying beds	Total Nos: 02	
	Average quantity of sludge generated (Kg/day)	No information provided	
	Estimated sludge generation	Not applicable	
27.	Separate Energy meter installed for PETP	Yes	
	Average Electric Consumption at PETP (KWh/day)	5.6 KLD (based on logbook data from 01/06/2024 to 13/08/2024)	

E. Hazardous waste section

28.	Hazardous waste management		
	Authorization status	Not provided	
	Copy of agreement with recyclers/TSDF	Not provided	
	Hazardous waste generated (kg/d)	No record maintained	

F. Fuel/power consumption

29.	Boiler capacity	1 TPH
30.	Stack height	30 m
31.	APCD installed	Cyclone
32.	Type of fuel used	Biomass briquettes
33.	Fuel consumption (mention units)	2200 Kgs/day
34.	Estimated ash generation (@ 12 % of biomass briquette)	264 Kgs/day
35.	Ash management	Land filling

36.	Remark on ash disposal	-
-----	------------------------	---

G. Major observations

1. The unit was operational during inspection on 08/08/2024 however the PETP was found non-operational.
2. The unit does not have hazardous waste authorization and No Objection Certificate from CGWA/other authority for groundwater abstraction.
3. No flow meter is installed at borewell.
4. PETP of the unit have following treatment units: Screen → Flash Mixer → Clariflocculator → PSF → ACF → Evaporator. During inspection, the ETP was found non-operational. Flow meter installed at ETP Outlet was found defunct. No flow meter was found installed at PETP Inlet. It was observed that the unit has not operated the ETP since long time.
5. Effluent disposal-11.5 KLD (based on logbook data from 01/06/2024 to 13/08/2024) was higher than the consented trade effluent generation-1 KLD.

H. Recommendations

1. Unit shall obtain hazardous waste authorization and No Objection Certificate from CGWA/other authority for groundwater abstraction.
2. Unit shall properly operate the ETP and ensure that no untreated/partially treated effluent is discharged into drain outside the Unit's premises.
3. Unit shall install flow meter at PETP Inlet and immediately repair the defunct flow meters installed at PETP Outlet and borewell.

I. Overall compliance status: Non-complying (PETP found non-operational)

Photographs



Entrance gate of the unit



Production area



Flow meter installed at HSIIDC supply line



PETP



Flow meter (Defunct) installed at Borewell



Boiler

Annexure – 100: M/s Dayanidhi Textiles Pvt. Ltd

INDUSTRY INSPECTION FORMAT (Textile)**A. General section****Date of inspection:14.08.2024**

1.	Name of the unit with complete postal address:	Dayanidhi Textiles Pvt. Ltd. , (Tannery Unit) PN 491, Phase-II, HSIIDC, Barhi, Dist. Sonipat, Haryana.
2.	Spatial Co-ordinates (Latitude & longitude) in Decimal format only	29.112182, 77.043826
3.	Name of Contact person with designation Phone & Email:	Sh. Yogendra Chaurasiya, Maintenance Incharge 9996802755 Neeraj, Filed Operator 9050469601
4.	Industry Operational status	Operational,

B. Consent section

(Attach valid copies, or if expired then attach recent expired copies along with copy of application)

5.	Consent	Yes/No/Applied	Validity (Period)
	Air /Water	Yes	01.10.2024 to 30.09.2029
	Hazardous waste authorization	Yes	01.10.2020 to 30.09.2024
	NOC from CGWA/other authority	Applied	No NOC

C. Production, Process and Infrastructure

Production details			
6.	Number of operational days in last three months	No detail provided	
7.	Operation schedule (Operation hours/day)	08:30- 07:00 PM (10.30 hours per day)	
8.	Type of industry I. Natural fibres (N), Synthetic fibres (S), Blend (NS) II. Pre-treatment (Pt), Dyeing (D), Printing (Pr), Finishing (F), Garment washing (GW) III. Batch process (B), Continuous process (C)	I Wet blue	II Dyeing and finished leather
			III batch
9.	Product manufactured (dyed yarn/dyed fabric/garments/denim)	Finished leather from wet blue	

10.	GSM of product (for fabric/ denim/ garment etc.)		-		
11.	Consumption of utility, water and raw materials per kg of material processed				
			As per consent	Average (last three months)	
	Production in (Kg/ Sq. meter/ nos.)		Leather garments and skin leather- 2500 No./day	No record available	
	Steam (MT)		No boiler installed		
	Water (KL)		75 KLD	No flow meter at borewell	
	Raw material (dyes & chemicals)		Wet Blue Leather-1500 No./day	No record available	
12.	Process details				
	Pretreatment		Sammying, splitting, Shaving		
	Dyeing		Dyeing		
	Printing		-		
	Finishing		buffing, Molisha, spray and measurement		
	Garment washing		-		
13.	Details of wet processing machinery (Nos. & Capacity)		3 big drum and 5 small		
14.	MLR of process machinery		No information		
15.	Fresh Water consumption Availability of separate flow meter for domestic/process use: no				
	Sources of water	Totalizer reading (m³)	Water consumption (KL) (Total of last three months)	Average water consumption (in KLD)	Logbook maintained (Yes/No)
	Borewell 1	No flow meter installed on borewell			
	HSI IDC water supply	42220.7 m ³	Logbook not maintained		
	Specific water consumption in KL/MT		-		

D. Effluent management and disposal

16.	Flowmeters details	Availability (Yes/No)	Totalizer Reading (m³)
	Flow at inlet	Yes	4609.239 m ³

			Inlet flowmeter indicate variation in reading with logbook (4591.241 m ³ on 08.08.2024) i.e. 18 KL further discharged from process in collection pit after 8 th August. 18 KL/4.95 KLD avg. eff. generation = 3.6 days, indicate that unit was operational till 13 th August.
	Flow at outlet	Yes	5326.923 m ³ Outlet logbook reading (08.08.2024) is matching with flowmeter which indicate the PETP was operated till 08.08.2024.
	Recycling points	Not applicable-	
17.	Effluent generation (KLD)	4.95 KLD (as per logbook July-Aug., 2024, 4591.241-4457.600 = 133.641 KL/27day =4.95 KLD)	
18.	Specific effluent generation (KL/MT of product)	No detail of product manufactured provided	
19.	Effluent disposal (KLD)	3.93 KLD (as per logbook July-Aug., 2024, 5326.923-5220.708=106.22 KL/27 day=3.93 KLD)	
20.	Specific effluent Disposal (KL/MT of product)	No detail of product manufactured provided	
21.	Recycled water consumption (Avg. in KLD)	Not applicable	
22.	Specific recycled water consumption (KL/MT of product)		
Primary Effluent Treatment Plant (PETP)			
23.	PETP status: Non-operational		
24.	Installed capacity (KLD): 48 KLD Utilized capacity (KLD): 4.95 KLD (as per logbook July-Aug., 2024)		
25.	PETP consists of: Bar Chamber, Oil & Grease trap, Equalization tank, Flash Mixer, Tube settler, Aeration tank, tube settler, Filter press, Chemical dosing, DMF, Adsorption Vessel, outlet		
26.	Losses in PETP, %	20.61 %	
27.	Name of chemicals consumed at PETP along with quantity (kg/day)	Lime	6-11 kg/day
		Alum	3-5 kg/day
		Polyelectrolyte	70-110 g/day
		Ferrous	3-5 kg/day
28.	Effluent disposal point	HSI IDC sewer line leading to CETP	
29.	Bypass arrangement for discharge of untreated effluent	In sammying and splitting area at basement a underground pit equipped with pump and filled with wastewater was observed. As per unit representative they are disposing it outside unit through tankers. No	

		pipeline was observed from pit to PETP. The T. Cr. concentration was observed 153.2 mg/l in the sample collected from pit.
30.	Status of CETP membership	Yes, CETP charges bill was provided
31.	Status of storm water management	Rain harvesting pit Surface runoff channel is passing adjacent to small drums area and PETP area. there is only 4-inch height wall between drum and surface runoff channel.
32.	Effluent characteristics: as per analysis report of consented parameter: Sample not collected as PETP was non-operational and no discharge of effluent from process. Waste water generated from sammying and splitting area is collected in a underground pit in basement and sample of same was collected. As informed by unit representative that it is disposed off outside unit premises through tankers. Analysis results shows T. Cr. 153 mg/l.	
33.	Sludge management & disposal	
	Mechanical system details (centrifuge/decanter etc.)	Decanter (Press filter)
	Sludge drying beds	Total Nos: No.
	Average quantity of sludge generated (Kg/day)	9.1 kg/day from logbook July-August
	Estimated sludge generation (40% of inlet TSS load)	Sample not collected from PETP Inlet/Outlet
34.	Separate Energy meter installed for PETP	Yes, 12641 KWh
	Average Electric Consumption at PETP (KWh/day)	7.2 KWh/day Only 7.2 units per day, however, PETP consist of primary & secondary treatment units and DMF

E. Hazardous waste section

35.	Hazardous waste management	
	Authorization status	Valid up to 30.09.2024
	Copy of agreement with recyclers/TSDF	Yes, Agreement with GEPIL
	Hazardous waste generated (kg/d)	7-14 kg/day as per logbook
Form-4 and 10 to be collected		

F. Fuel/power consumption

36.	Boiler capacity	No boiler installed
-----	-----------------	---------------------

G. Observations

1.	As per unit representative, plant was closed since 2 days due to construction work. Last operational day was 11.08.2024. During inspection it was observed that dry and wet
----	---

	<p>process both were operational however, discharge from process were not observed. PETP unit was found non-operational and un-treated effluent was found stored in collection pit/equalization tank and all treatment units were found filled with wastewater/clear water</p> <p>2. As per production flow chart the unit is performing wet blue to finished dyed leather process. However, unit is using 6% Basic Chrome Sulphate (BCS) of shaved weight which indicate that unit is performing either re-tanning or chrome tanning. Unit also doesn't have any specific chrome liquor storage area and Chrome recovery unit.</p> <p>3. In sammying, splitting & shaving area at basement, an underground pit equipped with pump and filled with wastewater was observed. As per unit representative they are disposing it outside unit through tankers. No pipeline was observed from pit to PETP. The T. Cr. concentration was observed 153.2 mg/l in wastewater sample.</p> <p>4. Surface runoff channel is passing adjacent to small drum area and PETP area. there is only 4-inch height wall between drum and surface runoff channel leading to rain water harvesting pit. Inlet flowmeter indicate variation in reading with logbook (4591.241 m³ on 08.08.2024) i.e. 18 KL further discharged from process in collection pit after 8th August. 18 KL/4.95 KLD avg. eff. generation = 3.6 days, indicate that unit was operational till 13th August.</p> <p>5. Outlet logbook reading (08.08.2024) is matching with flowmeter which indicate the PETP was operated till 08.08.2024.</p> <p>6. Although unit has primary, secondary and DMF in PETP treatment schemes, the average electricity consumption in July-August was only 7.2 kWh/day which indicates that PETP is not operated. Energy meter logbook is maintained till 10.8.2024.</p>
--	---

PHOTOGRAPHS

Fig.1: operational drum



Fig.3: Drums adjacent to stormwater collection channel having only 4 inch height wall

Fig.2: Manufacturing process area



Fig.4: PETP set up



Fig.5: Underground wastewater collection pit cum Equalization Tank



Fig.6: PETP unit (Press filter)



Fig.7: PETP unit (Tube settler)



Fig.8: PETP unit (Chemical mixing tank)



Fig.9: PETP inlet flow meter



Fig.10: PETP outlet flow meter




Fig.11: waste water channel leading to pit in basement sammying & splitting area



Fig.12: waste water pit in basement sammying & splitting area



Fig.13: HSIIDC water supply flow meter



Fig.14: PETP energy meter



Fig.15: Rainwater harvesting pit in premises




Fig.16: PETP Sludge storage



Annexure – 101: M/s Supreme Fashions

<u>INDUSTRY INSPECTION REPORT</u>		
General Information & Operational Details		Date of Inspection 13.08.2024
1.	Name & complete Address:	M/s SUPREME FASHIONS PLOT NO. 524 D & E HSIIDC BARHI PH II SONIPAT, HARYANA
2.	Geographical Coordinates (Latitude and Longitude) in Decimal	Lat: 29.104627 Long: 77.039250
3.	Name of the: occupier/ contact person(s) with designation: e) Telephone/Mobile (s) f) E-mail ID (s)	Sh. Sandeep Taneja, Director Mob. No. 9313435108
4.	Date/year of commissioning	2016
5.	Operational Status of the unit	Operational
6.	Operational Schedule	General shift a day (8 hrs) 24-26 days per month (working days)
7.	CGWA NOC status	Yes/No
	NOC from CGWA as a permission to abstract groundwater (copy to be attached)	No
Validity/ If not valid, whether Applied for renewal?		
Expired on 02.09.2023 Applied on 06.12.0223		
8.	Consent Status	
	Consent to Operate issued under Water Act, 1974 by SPCB (copy to be attached)	Yes
	Consent to Operate issued under Air Act, 1981 by SPCB (copy to be attached)	Yes
	Authorization for Hazardous Waste Disposal issued under Hazardous and Other Wastes (Management & Transboundary Movement) Rules, 2016 by SPCB	Not available
9.	<u>Product(s) & Capacity-</u> {For all main product(s) and By-product(s)}	v. <u>TOTAL Permitted production (As per consent):</u> Wet Blue Skins and Hides, 5000 Numbers/Day Fat Liquors 425 Kg/Day Pigments 125 Kg/Day Binders 250 Kg/Day Feel Modifiers 5 Kg/Day Feelers 25 Kg/Day Lacquer 100 Kg/Day

		Dyes 200 Kg/Day		
		vi. <u>ACTUAL TOTAL production (during the inspection):</u> Raw material (in nos.): 742 pcs/day Finished product (in TPD): 742 pcs/day Approx. .371TPD <i>Conversion (as per unit representative)-</i> 01 hide = 0.5kg approx. (742x0.5) (371/1000)=.371 TPD		
10.	Type of Industry / Processes involved in operation (such as electroplating/ fabrication of parts/ assembly of parts/ automobile parts/ service station/ etc.)	Tannery Wet blue to finished leather (Sheep skin only)		
RAW WATER SUPPLY				
	Source(s) of raw water supply	Borewell		
11.	Fresh Water consumption Availability of separate flow meter for domestic/process use: No			
	Sources of water	Totalizer reading (m³)	Water consumption (KL) (Total of last three months)	Average water consumption (in KLD)
		004946.672	527	8.78
	Specific water consumption in KL/MT		23.66	
12.	Major chemical Used in the process (% w/w basis of raw material)	Pigments (dyes)		
13.	Details of Process Machines			
	I. Total number of installed Drums: 06			
	II. Number of Sealed Drums: 04 (damaged)			
	III. Number of working drums: 02			
14.	Details of Working Drums			
	No of days required to complete tanning process		02 days	
	Drum size (width x Diameter)	Quantity of material loaded per batch	Number of working drums	
	8'x8 (2.5mx 2.5m)	520	02	
15.	EFFLUENT TREATMENT PLANT Installed: yes			
	Status of ETP/ PETP	Operational		
	Sample collected during inspection	yes		





	Designed capacity of ETP /PETP (in KLD)	Not provided		
	Names of all treatment units (Flowchart to be attached) Also, mention name of operational treatment units	Attached		
	Type of treatment process	Physico-chemical		
16.	Name of chemical(s) consumed in ETP/ PETP and their quantity (in Kg/day)	Poly 0.05 kg/day Urea 120 kg/day DAP 60 kg/ day Lime 6.65 Kg/day Total		
17.	System of chemical mixing for solution preparation (Manual/ Mixer)	Mechanical		
18.	System of Chemical dosing (Manual/ Mechanical through pumps)	Mechanical		
	ETP/ PETP INLET			
	Flow meter with totalizer installed at ETP/ PETP inlet	Installed, not working		
	<u>Logbook maintained:</u>	Instantaneous flow rate Reading: NA Totalizer Reading: NA		
19.	Production processes			
	Average Effluent Generation (KLD) (based on logbook of ETP)	6.67 KLD (June to Aug)		
	Specific Effluent Generation in KL/MT	17.98		
	ETP/ PETP OUTLET			
	Flow meter with totalizer installed at ETP/ PETP outlet	Yes, mechanical meter		
	<u>Logbook maintained:</u>	Instantaneous flow rate Reading: 13.88m ³ /hr Totalizer Reading: 005637.6 m ³		
20.	Production processes			
	Average Effluent Discharge (KLD) (based on logbook of ETP/ PETP outlet)	6.67 KLD		
	Specific Effluent Discharge in KL/MT	17.98		
	TREATED EFFLUENT RECYCLED			
21.	Recycling point if any	The unit has no recycling point		
		Production processes	Domestic uses	Others (specify)
22.	Whether Unit has achieved Zero Liquid Discharge?	No Confirmed from Consent to Operate issued under Water Act, 1974.		

	If Yes, confirm ZLD condition with Consent to Operate issued under Water Act, 1974.				
	TREATED EFFLUENT DISCHARGED				
	e) No. of consented outlets		a) 01		
	f) Actual no. of outlets observed during visit		b) 01		
23.	Whether any By-pass / multiple Outlets of Effluent observed (Photograph and bypassed effluent sample to be attached along with analysis report)		No		
	Mode of discharge from the unit premises		Underground pipeline → sewage line → CETP Barhi		
	Ultimate disposal point		CETP Barhi		
24.	Effluent Analysis Report- M/s Supreme Fashion, 524 D&E, HSIDC, Barhi, sample on 13.08.2024 and the quality of discharged effluent (for all parameters as notified for the unit under Environment (Protection) Rules, 1986 required as per Consents)				
	Parameter	ETP inlet	ETP outlet	Prescribed Discharge norms	Compliance status
	pH	6.9	8.2	6.0-9.0	Non-Complying (Dilution)
	BOD (mg/l)	212	1	500	
	COD (mg/l)	569	21	1400	
	TSS (mg/l)	66	BDL	1500	
	TDS (mg/l)	1856	808	-	
	FDS (mg/l)	1452	632	2100	
	Sulphide (mg/l)	-	30	-	
	Nickel (mg/l)	-	BDL	-	
	Total Chromium (mg/l)	-	BDL	-	
	Iron (mg/l)	-	0.086	-	
	Oil and Grease	-	BDL	15	
26.	Sludge management & disposal				
27.	Mechanical system details (centrifuge/decanter etc.)		Manual		
28.	Sludge drying beds		No sludge drying bed available		
29.	Average quantity of sludge generated (Kg/day)		3.3 kg/day		

30.	Hazardous waste management	
31.	Authorization status	Not available
32.	Copy of agreement with recyclers/TSDF	Not available
33.	Overall compliance status	Non-Complying (w.r.t dilution)

Observations	
34.	<ol style="list-style-type: none"> 1. M/s Supreme Fashions was operational at the time of visit and engaged in the leather tanning process, converting wet blue skins and hides into finished leather. 2. Chemical usage in the ETP includes Poly, Urea, DAP, and Lime. Chemical mixing is done manually. 3. Algal growth observed in clarifier/settler of ETP, which indicates the unit does not operate its tube settler. 4. Flow meter at the ETP inlet was found not operational. 5. Analysis results of the sample collected from the outlet of ETP showed BOD reduction of 99.5 % and COD reduction 96.3%. which indicates possibility of dilution with fresh water.
Overall Compliance Status: Non -Complying	

PHOTOGRAPHS

Photo 1: Main Entrance Gate	Photo 2: Wet blue (raw material)
	
Photo 3: Drums	Photo 4: Flow meter at borewell
	
Photo 5: flow meter at ETP inlet	Photo 6: Processing Unit/Products Area



Pic: 7 ETP inlet



Pic 8: ETP outlet



Pic : 9 Tube Settler



Pic 10:Tertiary filter and filter press



Annexure – 102: M/s Arshiya Decor Private Limited

INDUSTRY INSPECTION REPORT		
General Information & Operational Details		Date of Inspection 07/08/2024
1.	Name & complete Address:	M/s Arshiya Decor Private Limited Plot No.549, HSIIDC, Barhi Ganaur, Sonipat-131001, Haryana
2.	Geographical Coordinates (Latitude and Longitude) in Decimal	29.8462, 77.037913
3.	Name of the: occupier/ contact person(s) with designation: g) Telephone/Mobile(s) h) E-mail ID(s)	Mr. Gaurav Malhotra, Accountant 9050001350 Mr. Pramod Jain, Plant Head 9050001353 arshiya.om77@gmail.com
4.	Date/year of commissioning	2010
5.	Name of SPCBs Regional Office	RO-Sonipat, Haryana
6.	Operational Status of the unit	Operational
7.	Operational Schedule	8 Operation hours per day 25 No. of working days/Month or 300 days/Year
8.	Manufacturing process flow chart for each product (Flowchart to be attached)	Paper→Printing→Rewinding→Dispatch
9.	CGWA NOC status	
	NOC from CGWA as a permission to abstract groundwater (copy to be attached)	Not Applicable, as the unit does not have any borewell
10.	Consent Status	
	Consent to Operate issued under Water Act, 1974 by SPCB	As informed by the unit representative, in 2021-22 website of HSPCB was not working, hence CTO-Renewal was not issued by the HSPCB, but fees under the water act was submitted. Unit provided copy of the online payment fees receipt and note history of the same.
	Consent to Operate issued under Air Act, 1981 by SPCB	31.03.2027
	Authorization for Hazardous Waste Disposal issued under Hazardous and Other Wastes (Management & Transboundary Movement) Rules, 2016 by SPCB	31.03.2027
11.	<u>Product(s) & Capacity-</u>	vii. <u>TOTAL Permitted production (As per CTO):</u> Print Paper-3 MT/day Raw material: Paper-5 MT/day Ink-45 Kg/day iii. <u>ACTUAL TOTAL production:</u> Unit is not maintaining the production logbook (Information not provided)

12.	Type of Industry / Processes involved in operation (such as electroplating/ fabrication of parts/ assembly of parts/ automobile parts/ service station/ etc.)	Printing Press		
13.	RAW WATER SUPPLY			
	Source(s) of raw water supply	Municipal supply		
	In case of Borewell/ Tubewell	No borewell		
14.		Production process, Washing, etc.	Domestic	Others (specify)
	Average Water Consumption (KLD) (based on logbook of Water abstracted)	Unit is not maintaining the logbook for fresh water consumption (Information not provided)		
	Water abstracted during the inspection (KLD)			
	Water Consumption in KL/ MT of product			
15.	PRIMARY EFFLUENT TREATMENT PLANT (PETP)			Installed (Yes)
	Status of ETP/ PETP	Operational		
	Sample collected during inspection	Yes		
	Type of Sampling	Grab		
	Designed capacity of ETP /PETP (in KLD)	3 KLD		
	Names of all treatment units	Collection tank→Oil & grease trap→Equalization tank→Chemical dosing→Flash mixer→Settling tank→Treated water tank→ACF→MGF→treated effluent to CETP, Barhi		
	Processes from where wastewater streams reaching ETP/ PETP	Washing of trays containing used liquid soap/shampoo/thinner		
	Type of treatment process	Physico-chemical		
16.	Name of chemical(s) consumed in ETP/ PETP and their quantity (in Kg/day)	Lime-3.08 kg/day Alum-3.08 kg/day Poly-0.10 kg/day		
17.	System of chemical mixing for solution preparation (Manual/ Mixer)	Flash mixer		
18.	System of Chemical dosing (Manual/ Mechanical through pumps)	Manual		
19.	PETP INLET			
	Flow meter with totalizer installed at PETP inlet	No		

20.	PETP OUTLET					
	Flow meter with totalizer installed at PETP outlet	Yes				
	<u>Logbook maintained:</u> Not properly	<u>Type of Flowmeter:</u> mechanical				Totalizer Reading: 50325 m ³ (Flow not available on meter)
	Yes	Logbook provided, but not properly/correctly maintained				
21.	TREATED EFFLUENT RECYCLED					
	Flow meter (s) at all recirculation lines installed with totalizer	Unit is not recycling the ETP treated waste water, as informed.				
22.	TREATED EFFLUENT DISCHARGED					
	g) No. of consented outlets	02 (one for sewage; one for trade effluent)				
	h) Actual no. of outlets observed during visit	02				
	Whether any By-pass / multiple Outlets of Effluent observed	No				
	Mode of discharge from the unit premises	Open channel				
	Ultimate disposal point	CETP, Barhi				
23.	AIR POLLUTION – EMISSION SOURCES & CONTROL					
	Sources of air pollution	Chimney Details	APC Equipments		Emission Quality	
			Stipulated	Provided	Stipulated	
	Not applicable					
	Details of D.G Set		Capacity		Exhaust pipe (in m)	Emission Std.
			125 KVA			
	Fuel Consumption		Type of fuel		Consumption	
			Diesel		Unit is not maintaining the logbook for fuel consumption (Information not provided)	
24.	SOLID WASTE & SLUDGE MANAGEMENT					
	Solid waste generated in the unit:	PETP sludge				
	PETP Sludge Dewatering system	Sludge drying beds-2 nos.				
	Total Solid waste generated (in Kg/month)	441 kg/month (as per logbook provided by the unit from June-24 to 27.08.2024)				
	Whether Logbook for Solid Waste generated maintained?	Yes				
	Average Quantity of Solid generated (in Kg/day) (based on logbook)	5.01 kg/day				
	Mode of Hazardous waste disposal	GEPIL				

	If Disposal through TSD site:	Yes As per the last four Form-10 submitted by the unit, it has disposed total 2.146 MT of ETP sludge to GEPIL, Faridabad, Haryana from July-2023 to July-2024: <table border="1" data-bbox="435 304 922 568"> <thead> <tr> <th>Date</th> <th>Quantity disposed</th> </tr> </thead> <tbody> <tr> <td>05.07.2023</td> <td>0.356 MT</td> </tr> <tr> <td>17.02.2024</td> <td>0.398 MT</td> </tr> <tr> <td>06.05.2024</td> <td>0.743 MT</td> </tr> <tr> <td>04.07.2024</td> <td>0.649 MT</td> </tr> <tr> <td>Total</td> <td>2.146 MT</td> </tr> </tbody> </table>	Date	Quantity disposed	05.07.2023	0.356 MT	17.02.2024	0.398 MT	06.05.2024	0.743 MT	04.07.2024	0.649 MT	Total	2.146 MT																								
Date	Quantity disposed																																					
05.07.2023	0.356 MT																																					
17.02.2024	0.398 MT																																					
06.05.2024	0.743 MT																																					
04.07.2024	0.649 MT																																					
Total	2.146 MT																																					
25.	ELECTRICITY CONSUMPTION IN ETP																																					
	Whether separate energy meter installed for ETP	Yes																																				
	Average Electricity Consumption (in KWh/day) (based on logbook)	1.13 KWh/day																																				
26.	Effluent Analysis Report- Quality of discharged effluent (for all parameters as notified for the UNIT under Environment (Protection) Rules, 1986/ required as per Consents)																																					
	<table border="1" data-bbox="183 842 1541 1290"> <thead> <tr> <th>Parameter</th> <th>ETP inlet</th> <th>ETP outlet</th> <th>Prescribed discharge norms</th> <th>Compliance w.r.t prescribed discharge norms</th> </tr> </thead> <tbody> <tr> <td>pH</td> <td>6.6</td> <td>8.4</td> <td>6.0-9.0</td> <td rowspan="7">BOD removal-85.95% and COD removal-91.04 %, which is not possible with the existing treatment system installed by the unit (i.e., without any biological treatment), hence indicating dilution with fresh water in PETP at different stages Non-complying (Dilution)</td> </tr> <tr> <td>BOD (mg/l)</td> <td>1260</td> <td>177</td> <td>500</td> </tr> <tr> <td>COD (mg/l)</td> <td>2947</td> <td>264</td> <td>1400</td> </tr> <tr> <td>TSS (mg/l)</td> <td>456</td> <td>141</td> <td>1500</td> </tr> <tr> <td>TDS (mg/l)</td> <td>1312</td> <td>2696</td> <td>2100</td> </tr> <tr> <td>Color (Hazen)</td> <td>BDL</td> <td>BDL</td> <td>-</td> </tr> <tr> <td>SAR</td> <td>4</td> <td>3</td> <td>-</td> </tr> </tbody> </table>				Parameter	ETP inlet	ETP outlet	Prescribed discharge norms	Compliance w.r.t prescribed discharge norms	pH	6.6	8.4	6.0-9.0	BOD removal-85.95% and COD removal-91.04 %, which is not possible with the existing treatment system installed by the unit (i.e., without any biological treatment), hence indicating dilution with fresh water in PETP at different stages Non-complying (Dilution)	BOD (mg/l)	1260	177	500	COD (mg/l)	2947	264	1400	TSS (mg/l)	456	141	1500	TDS (mg/l)	1312	2696	2100	Color (Hazen)	BDL	BDL	-	SAR	4	3	-
Parameter	ETP inlet	ETP outlet	Prescribed discharge norms	Compliance w.r.t prescribed discharge norms																																		
pH	6.6	8.4	6.0-9.0	BOD removal-85.95% and COD removal-91.04 %, which is not possible with the existing treatment system installed by the unit (i.e., without any biological treatment), hence indicating dilution with fresh water in PETP at different stages Non-complying (Dilution)																																		
BOD (mg/l)	1260	177	500																																			
COD (mg/l)	2947	264	1400																																			
TSS (mg/l)	456	141	1500																																			
TDS (mg/l)	1312	2696	2100																																			
Color (Hazen)	BDL	BDL	-																																			
SAR	4	3	-																																			
27.	Observations/ Key issues: <ol style="list-style-type: none"> As informed by the unit representative, the wastewater generation is from washing of trays containing used liquid soap/shampoo/thinner. Previous CTO under the Water (Prevention & Control of Pollution) Act, 1974 was valid upto 31.03.2022. The unit representative informed that, in 2021-22 website of HSPCB was not working hence the CTO-Renewal of the unit was not issued by HSPCB however fees under the water act was submitted by the unit. Unit provided copy of the online payment fees receipt and note history of the same. As per the logbook of flowmeter at PETP outlet from June-2024 to 27.08.2024 provided by the unit, average quantity of treated effluent discharged to CETP, Barhi is 412.20 KLD, however treatment capacity of PETP is 3 KLD. This indicates that, the unit is not maintaining the logbook of flowmeter at PETP outlet/treated effluent discharge to CETP, Barhi properly/correctly. As per the analysis result of sample collected from final PETP outlet/final discharge point to CETP sewer, it is found non-complying w.r.t notified discharge norms for TDS (2696 mg/l against 2100 mg/l). As per the analysis result of sample collected from PETP inlet and final PETP outlet/final discharge point to CETP sewer, high reduction in pollution parameters is observed i.e., 85.95 % reduction in BOD and 91.04 % reduction in COD is not possible with the existing treatment 																																					

	scheme without biological treatment installed by the unit, hence indicating dilution with freshwater in PETP at different stages.
28.	<p>Based on the inspection, following points are recommended:</p> <ol style="list-style-type: none"> 1. Obtain CTO-Renewal from HSPCB under the Water (Prevention and Control of Pollution) Act, 1974. 2. Maintain record for fresh water consumption through municipal source i.e., HSIIDC fresh water supply line on daily basis 3. Maintain record of raw material consumption and production 4. Maintain proper/correct record for flowmeter at PETP outlet/treated effluent discharge to CETP 5. Operate PETP in such a way to comply with prescribed discharge norms
29.	Overall Compliance status: Non-Complying (Discharge norms & dilution)

Photographs

Fig. 1: PETP set up



Fig. 2: PETP sludge drying beds



Annexure – 103: M/s Shree Krishna Buttons Pvt. Ltd.

INDUSTRY INSPECTION FORMAT (Textile)**A. General section****Date of inspection: 08/08/2024**

1.	Name of the unit with complete postal address:	M/s Shree Krishna Buttons, Plot no. 29, HSIIDC, Phase-I, Barhi, Sonipat
2.	Spatial Co-ordinates (Latitude & longitude) in Decimal format only	29.105047, 77.046217
3.	Name of Contact person with designation Phone & Email:	Sh. Praveen, Accountant Ph. No. 8708696205
4.	Industry Operational status	Operational

B. Consent section

(Attach valid copies, or if expired then attach recent expired copies along with copy of application)

5.	Consent	Yes/No/Applied	Validity (Period)
	Air /Water	Yes	30/09/2026
	Hazardous waste authorization	No (Not provided)	Not provided
	NOC from CGWA/other authority	No (Not provided)	Not provided

C. Production, Process and Infrastructure

Production details		
6.	Number of operational days in last three months	Information not provided
7.	Operation schedule (Operation hours/day)	Day shift
8.	Product manufactured (dyed yarn/dyed fabric/garments/denim)	Washing of buttons
9.	GSM of product (for fabric/ denim/ garment etc.)	Not applicable
10.	Consumption of utility, water and raw materials per kg of material processed	
		As per consent
		Average (last three months)
	Production in (Kg/ Sq. meter/ nos.)	864000 Buttons/day
	Steam (MT)	-
	Water (KL)	-
	Raw material (dyes & chemicals)	Polyster resin-475 Kg/day, Styrene monomer-55 Kg/day, Catalyst (MEKP)-11 Kg/day, Cobalt-0.6 Kg/day, Pigment
		Information not provided

		colour-5 Kg/day, Sudarshan pearl-3.5 Kg/day	
11.	Process details: Washing of buttons		
12.	Details of wet processing machinery (Nos. & Capacity)	Information not provided	
13.	MLR of process machinery	Information not provided	
14.	Fresh Water consumption Availability of separate flow meter for domestic/process use: Yes		
	Sources of water	Totalizer reading (m³)	Water consumption (KL) (Total of last three months)
		Average water consumption (in KLD)	Logbook maintained (Yes/No)
	Municipal sources	1412.89 KL	481 KL during Jan 1-Mar 31, 2024
			5.28 KLD
			Logbook not maintained however bill of water consumption during Jan 1-Mar 31, 2024 was provided
	Specific water consumption in KL/MT		1.76 Litres/button

D. Effluent management and disposal

15.	Flowmeters details	Availability (Yes/No)	Totalizer Reading (m³)
	Flow at PETP inlet	Not installed	Not installed
	Flow at PETP outlet	Yes	478.169
	Recycling points	Not applicable	Not applicable
16.	Effluent generation (KLD)	Could not be calculated as logbook was not maintained	
17.	Specific effluent generation (KL/MT of product)	Could not be calculated as logbook was not maintained	
18.	Effluent disposal (KLD)	Could not be calculated as logbook was not maintained	
19.	Specific effluent Disposal (KL/MT of product)	Could not be calculated as logbook was not maintained	
20.	Recycled water consumption (Avg. in KLD)	Not applicable	
21.	Specific recycled water consumption (KL/MT of product)	Not applicable	
22.	Remark	Freshwater consumption (5.29 KLD) is greater than consented effluent generation (2 KLD)	
Primary Effluent Treatment Plant (PETP)			

23.	PETP status: Non-operational		
24.	Installed capacity (KLD): No information provided Utilized capacity (KLD): No information provided Remark: Consented effluent generation – 2 KLD		
25.	PETP consists of: Screen → Equalization Tank → Clariflocculator → PSF → ACF → Discharge into HSIIDC sewer line		
26.	Losses in PETP, %	Not applicable	
27.	Name of chemicals consumed at PETP along with quantity (kg/day)	Lime	Could not be calculated as logbook was not maintained
		Alum	Could not be calculated as logbook was not maintained
		Polyelectrolyte	Could not be calculated as logbook was not maintained
28.	Effluent disposal point	HSIIDC sewer line	
29.	Bypass arrangement for discharge of untreated effluent	Yes	
30.	Status of CETP membership	Unit has provided copy of bill dated 11/07/2024 of Rs. 4089/- paid to HSIIDC as CETP charges. Copy of bill is enclosed.	
31.	Status of storm water management	HSIIDC storm water line (No rain water harvesting structure)	
32.	Characteristics of by-passed untreated effluent:		
	Parameter	Value	Compliance status Non-complying (non-operational PETP and by-pass of untreated effluent)
	Colour (Hazen)	BDL	
	pH	7.5	
	BOD (mg/l)	68	
	COD (mg/l)	411	
	TSS (mg/l)	1284	
	TDS (mg/l)	1868	
33.	Sludge management & disposal		
	Mechanical system details (centrifuge/decanter etc.)	No	
	Sludge drying beds	Total Nos: Not installed	
	Average quantity of sludge generated (Kg/day)	No logbook maintained	
	Estimated sludge generation	Could not be calculated as flow meter at PETP inlet was not installed	
34.	Separate Energy meter installed for PETP	No	
	Average Electric Consumption at PETP (KWh/day)	Not applicable	

E. Hazardous waste section

35.	Hazardous waste management	
	Authorization status	Not provided
	Copy of agreement with recyclers/TSDF	Not provided
	Hazardous waste generated (kg/d)	Information not provided

F. Fuel/power consumption

36.	Boiler capacity	Not installed
37.	Stack height	Not applicable
38.	APCD installed	Not applicable
39.	Type of fuel used	Not applicable
40.	Fuel consumption (mention units)	Not applicable
41.	Estimated ash generation (@ 12 % of biomass briquette)	Not applicable
42.	Ash management	Not applicable
43.	Remark on ash disposal	Not applicable

G. Major observations:

1. PETP was found non-operational during inspection and unit was by-passing untreated effluent into HSIIDC sewer line.
2. Unit has not provided the Hazardous Waste Authorization obtained from HSPCB and No Objection Certificate (NOC) for groundwater abstraction obtained from CGWA/other authority.
3. Flow meter at PETP Inlet was not installed.
4. No record of effluent discharge & sludge generation was maintained by the Unit.

H. Recommendations:

1. Unit shall operate the PETP properly so that no untreated/partially treated effluent is discharged into drain outside the Unit's premises.
2. Unit shall dismantle the arrangement of by-passing untreated/partially treated effluent into drain.

I. Overall compliance status: Non-complying (non-operational PETP and by-pass of untreated effluent)

Photographs



Entrance gate



Manufacturing process area



Product



Non-operational PETP



Untreated effluent by-passed by the Unit



Flow meter installed at HSIIDC supply line & PETP Outlet

Annexure – 104: M/s Super Textfab Pvt. Ltd.

<u>INDUSTRY INSPECTION REPORT (OTHERS)</u>	
<i>General Information & Operational Details</i>	
Date of Inspection : 07.08.2024	
1.	Name & complete Address: M/s. Super Textfab Pvt. Ltd., Plot no. 206, HSIIDC Estate, Phase-I, Barhi, Sonipat
2.	Geographical Coordinates (Latitude and Longitude) in Decimal N: 29.104176 E: 77.0442405
3.	Name of the: occupier/ contact person(s) with designation: i) Telephone/Mobile (s) j) E-mail ID (s) Sh. Umesh Verma, 9416694122
4.	Date/year of commissioning 2021
5.	Name of SPCBs Regional Office Sonipat
6.	Operational Status of the unit Operational
7.	Operational Schedule 8 hrs
8.	Manufacturing process flow chart for each product (Flowchart to be attached) Not provided
9.	Material Balance Flow Chart (Flowchart to be attached) Not provided
10	CGWA NOC status
	Validity with date (Valid copy to be attached)
	NOC from CGWA as a permission to abstract groundwater (copy to be attached) Not provided
11	Consent Status
	Validity with date (Valid copies to be attached)
	Consent to Operate issued under Water Act, 1974 by SPCB (copy to be attached) 31.03.2026
	Consent to Operate issued under Air Act, 1981 by SPCB (copy to be attached) 31.03.2026
	Authorization for Hazardous Waste Disposal issued under Hazardous and Other Wastes (Management & Transboundary Movement) Rules, 2016 by SPCB (copy to be attached) Not provided
12	<u>Product(s) & Capacity-</u> { For all main product(s) and By-product(s) } ix. <u>TOTAL Permitted production (As per consent):</u> Raw material (in nos. and weight in TPD): Corrugated boxe: 7000 Numbers/Day Jute Bag: 5000 Numbers/Day Semi-finished/Finished product (in TPD): Other(s): x. <u>ACTUAL TOTAL production (during the inspection):</u> Raw material (in nos. or weight in TPD): Not provided Semi-finished/ Finished product (in TPD): Not provided Other(s): Not provided

13	Type of Industry / Processes involved in operation (such as electroplating/ fabrication of parts/ assembly of parts/ automobile parts/ service station/ etc.)	<u>Printing Press</u>		
RAW WATER SUPPLY				
14	Source(s) of raw water supply	HSI IDC water supply		
	Logbook maintained:(Yes/No) (Last three months' logbooks to be attached)	Whether flow meter with totalizer installed at HSI IDC water line (Yes/No): No		
15	Water Consumption	Production process, Washing, etc.	Domestic	Others (specify)
	Average Water Consumption (KLD) (based on logbook of Water abstracted)	No flowmeter		
	Water abstracted during the inspection (KLD)	No flowmeter		
	Water Consumption in KL/ MT of product	No flowmeter		
PRIMARY EFFLUENT TREATMENT PLANT Installed (Yes/No)				
16	Status of PETP	Operational		
	Sample collected during inspection	Yes		
	Type of Sampling	Grab		
	Designed capacity of PETP (in KLD)			
	Names of all treatment units (Flowchart to be attached) and also, mention name of operational treatment units	Collection tank, Dosing Tank, Tube settler, Activated carbon filter, Clearwater Tank,		
	Dimensions of treatment units	Not provided		
	Processes from where wastewater streams reaching PETP	Screen cleaning		
	Type of treatment process	Physico-chemical		
17	Name of chemical(s) consumed in PETP and their quantity (in Kg/day)	Poly, Alum , Ferrous Logbook not maintaine		
18	System of chemical mixing for solution preparation (Manual/ Mixer)	Mixer		
19	System of Chemical dosing (Manual/ Mechanical through pumps)	Mechanical		
PETP INLET				
20	Flow meter with totalizer installed at ETP/ PETP inlet	(Yes/No): No		
	Effluent Generation	Production processes	Domestic uses	Others (specify)
	Average Effluent Generation (KLD) (based on logbook of ETP/ PETP inlet)	No flowmeter		
	Effluent Generation during the inspection (KLD)	No flowmeter		
	Effluent Generation in KL/ MT of product	No flowmeter		
21	ETP/ PETP OUTLET			

	Flow meter with totalizer installed at ETP/ PETP outlet <u>Logbook maintained:</u> (Yes/No) (Last three months' logbooks to be attached)	(Yes/No): Yes Type of Flowmeter: mechanical/ digital/ electromagnetic/ ultrasonic etc.: Digital Instantaneous flow rate Reading: 0.00 m ³ /hr Totalizer Reading: 79.0 m ³		
	Effluent Discharge	Production processes	Domestic uses	Others (specify)
	Average Effluent Discharge (KLD) (based on logbook of ETP/ PETP outlet)	No logbook maintained		
	Effluent Discharge during the inspection (KLD)	No logbook maintained		
	Effluent Discharge in KL/ MT of product	No logbook maintained		
	TREATED EFFLUENT RECYCLED			
	Flow meter (s) at all recirculation lines installed with totalizer <u>Logbook maintained:</u> (Yes/No) (Last three months' logbooks to be attached)	No		
22	Water Recycled	Production processes	Domestic uses	Others (specify)
	Average Water Recycled (KLD) (based on logbook of Recirculated water)	NA		
	Water Recycled during the inspection (KLD)	NA		
	Water Recycled in KL/MT of product	NA		
23	Whether Unit has achieved Zero Liquid Discharge? If Yes, confirm ZLD condition with Consent to Operate issued under Water Act, 1974.	(Yes/ No): No (Confirmed/ Not-confirmed)		
	TREATED EFFLUENT DISCHARGED			
	i) No. of consented outlets j) Actual no. of outlets observed during visit	02		
24	Whether any By-pass/multiple Outlets of Effluent observed (Photograph and bypassed effluent sample to be attached along with analysis report)	No		
	Mode of discharge from the unit premises	Underground pipeline		
	Ultimate disposal point	CETP sewer line		
25	SEWAGE MANAGEMENT SECTION	No STP		
26	AIR POLLUTION – EMISSION SOURCES & CONTROL	01 DG Se1		
27	SOLID WASTE & SLUDGE MANAGEMENT	Data Not provided		
28	ELECTRICITY CONSUMPTION IN PETP	No separate energy meter		

Effluent Analysis Report- Quality of discharged effluent (for all parameters as notified for the UNIT under Environment (Protection) Rules, 1986/ required as per Consents)					
Parameter	ETP inlet	ETP outlet	Prescribed norms	Compliance status	
29	pH	7.3	7.0	6.0-9.0	With existing treatment scheme, such a high reduction in pollution parameters indicates dilution with freshwater in PETP at different stages Non – compliance (Dilution)
	Colour	BDL	BDL	-	
	BOD (mg/l)	111	4.0	500	
	COD (mg/l)	496	19	1400	
	TSS (mg/l)	433	11	1500	
	TDS (mg/l)	1476	1368	-	
	FDS (mg/l)	1148	1060	-	
	Oil & grease (mg/L)	-	BDL	15	
	NH ₃ N (mg/L)	-	10	-	
	Phenolic compound (mg/L)	-	BDL	-	
	SAR	8	9	-	
30	Specific Observations: 1. The unit is a printing unit. Manual printing on Jute bags was found at the time of inspection. 2. No any logbooks were maintained by the unit. 3. With existing treatment scheme, such a high reduction in pollution parameters indicates dilution with freshwater in PETP at different stages				
31	Specific Recommendations/ Suggestions: 1. The unit shall install flowmeter at PETP inlet. 2. The unit shall maintain logbooks of PETP inlet, outlet, chemical consumption, sludge generation and disposal and production. 3. The unit shall install separate energy meter for PETP.				
32	Overall compliance status: Non – Complying (Dilution)				

PHOTOGRAPHS






Screen washing area

Collection Tank



Dosing Tanks

Tube settler



Filters

Clear water tank



PETP Outlet

PETP pH meter



Sludge drying Beds

PETP outlet flowmeter

Annexure – 105: M/s Supreme Surfactants Pvt. Ltd.

General Information & Operational Details

Date of Inspection: 08.08.2024

1.	Name & complete Address:	M/s. Supreme surfactants P. Ltd. , Plot no. 213, HSIIDC, Phase I, Barhi, Sonipat
2.	Spatial Coordinates in Decimal	(Latitude): 29.100826 N (Longitude): 77.041816 E
3.	Name of the contact person (s) with designation: c) Telephone/Mobile(s) d) E-mail ID(s)	Sh. Vikrant Lakra, Factory Manager 9817582358
4.	Year of Commissioning	2019
5.	Name of SPCB Regional Office	Regional Office, Sonipat
6.	Operational Status of the unit	Operational
7.	Operational Schedule	08 hrs/day
8.	Manufacturing Process flow chart for each product	Synthetic detergent and soaps (excluding formulation)
9.	NOC status	Validity with date (Valid copy to be attached)
	Consent to Operate issued under Water Act, 1974 by SPCB	01.04.2019 to 31.03.2029
	Consent to Operate issued under Air Act, 1981 by SPCB	01.04.2019 to 31.03.2029
	Authorization for Hazardous Waste Disposal issued under Hazardous and Other Wastes (Management & Transboundary Movement) Rules, 2016 by SPCB	01.04.2019 to 31.03.2029
	NOC from CGWA/ SGWA as a permission to abstract groundwater	HSIIDC water supply
10.	Product(s) & Capacity- {For all main product(s) and By-product(s)}	iii. TOTAL Permitted production (As per consent): Raw material (in nos. and weight): NP9: 450 Kg/D Monoethylen glycol: 2500 Kg/D Pentaoxide: 150 Kg/d SP20: 15 Kg/D Tallow amine: 1298 Kg/d Sodium sulphate: 230 Kg/d Dithylene Glycol: 1150 Kg/d Acid Sulurylabsa: 2200 Kg/d HCO40: 315 Kg/d CO40: 350 kg/d Methanol: 1200 Kg/d Semi-finished/Finished product (in nos. and weight): Surfactants: 9.5 MTD iv. <u>ACTUAL TOTAL production (on previous/ inspection day): Not provided</u>

	Type of Industry / Processes involved in operation (such as electroplating/ fabrication of parts/ assembly of parts/automobile parts/ service station/ etc.)	Surfactants manufacturing		
11.	RAW WATER SUPPLY			
	Source(s) of raw water supply	HSI IDC water supply		
12.	Water Consumption	Production process, Washing, etc.	Domestic uses	Others (specify)
	Average Water Consumption (KLD) (based on logbook)	Not provided	Not provided	Not provided
	Water Consumption in KL/ MT of product (based on logbook)	Not provided	Not provided	Not provided
	Water abstracted on previous/ inspection day (KLD)	Not provided	Not provided	Not provided
13.	PRIMARY EFFLUENT TREATMENT PLANT (PETP)			
	Installed (Yes/ No)	Yes		
	Whether Unit is connected to Individual ETP/ CETP (In case of CETP, specify the name of CETP)	CETP Barhi		
	Manufacturing Processes from where wastewater streams reaching PETP	Domestic and washing of floors.		
	Status of PETP (Operational/ Non-Operational)	Operational		
	Designed capacity of PETP (KLD)	3 KLD		
	Sample collected during inspection	Yes		
	Names of all treatment units	Domestic and washing of machines, Collection Tank, Chemical dosing tank, Tube settler, Settling tank, Carbon Filter, Sludge drying, Clear water tank, Machine cleaning		
	Dimensions of treatment units	Not provided		
	Type of treatment process	Physico-chemical		
	Name of chemical(s) consumed in PETP and their quantity (in Kg/day)	Lime. Poly , Alum		
	System of chemical mixing for solution preparation (Manual/Mixer)	Manual		

	System of Chemical dosing (Manual/Mechanical through pumps)	Manual			
PETP INLET					
	Flow meter with totalizer/ V-Notch installed at PETP inlet Logbook maintained: (Yes/No) (Last three months' logbooks to be attached)	No flow meter No			
PETP OUTLET					
	Flow meter with totalizer/ V-Notch installed at ETP/ PETP outlet: Logbook maintained: (Yes/No) (Last three months' logbooks to be attached): Type of Flowmeter: mechanical/ digital/electromagnetic/ultrasonic etc. Instantaneous flow rate Reading: NIL m ³ /hr Totalizer Reading: NA m ³	Yes No			
	Average Effluent Discharge (KLD): 2.97 (03.05.2024 to 17.07.2024: 17 days operation) based on logbook) Effluent Discharge in KL/ MT of product (based on logbook): Not provided				
PETP TREATED EFFLUENT RECYCLED					
	Whether unit Recycles the PETP Treated Effluent: Yes (Machine cleaning)				
	Processes in which Treated Effluent is Recycled: Machine cleaning				
	Whether Unit has achieved Zero Liquid Discharge? No If Yes, confirm ZLD condition with the Consent to Operate issued under the Water Act, 1974 by SPCB Yes: Confirmed through evaporator				
TREATED EFFLUENT DISCHARGED					
	Consented Mode of Discharge: PETP				
	Consented Discharge (in KLD): 2				
	c) No. of consented outlets: 2 d) Actual no. of outlets observed during visit: 01				
	Whether any By-pass/ Multiple Outlets of Effluent observed: No				
	Actual Mode of discharge from the unit premises: Reuse				
	Ultimate disposal point : Reuse				
14.	ELECTRICITY CONSUMPTION IN PETP				
	Whether separate energy meter installed for PETP: No				
15.	Effluent Analysis Report				
Sample was collected at PETP inlet (collection tank) and Treated Water Tank					
	Parameter	PETP inlet	PETP outlet	Prescribed discharge norms	Compliance w.r.t norms
	pH	6.4	8.0	Reuse in PETP	With existing treatment scheme, such a high reduction in pollution parameters indicates
	BOD (mg/l)	2343	3		
	COD (mg/l)	10948	38		

	TSS (mg/l)	561	26		dilution with freshwater in PETP at different stages Non – compliance (Dilution)			
16.	AIR POLLUTION – EMISSION SOURCES & CONTROL							
	Sources of air pollution	Chimney Details	APC Equipments		Emission Quality			
			Stipulate	Provided	Stipulate			
	DG Set	01						
	Details of D.G Set		Capacity		Exhaust pipe (in m)		Emission Std.	
			Not provided		20 m			
	Fuel Consumption		Type of fuel		Consumption		Process/ Machine	
Diesel			0.104 KL/day					
17. Specific Observations:								
1.	The unit was involved manufacturing of surfactants.							
2.	The unit has no discharge of treated effluent and it reuse in cleaning of machines.							
3.	The unit was not maintained logbooks of production, energy, PETP inlet, chemical consumption, sludge generation and disposal.							
4.	As per consent provided by HSPCB trade effluent parameters is not applicable.							
5.	Samples collected from PETP inlet and Outlet. The PETP inlet is not explicitly dedicated for sample collection, the trade effluent is directly collected into the underground collection tank, the sample was collected from the same.							
6.	With existing treatment scheme, such a high reduction (BOD: 2343 mg/l to 3 mg/l (99.8%), COD: 10948 mg/l to 38 mg/l (99.65) and TSS: 561 mg/l to 26 mg/l (95%)) in pollution parameters indicates dilution with freshwater in PETP at different stages, hence it is considered non-compliant with regard to suspected dilution.							
18. Specific Recommendations/Suggestions:								
1.	The unit shall install flowmeter at PETP inlet, HSIIDC water supply line, electricity meter and maintained logbook of the same.							
2.	The unit shall clean collection tank time to time.							
3.	The unit shall install flowmeter at PETP inlet and maintain logbook for the same.							

19. Overall compliance status: Non-compliance (dilution)

PHOTOGRAPHS




Photo 1: Main Entrance Gate



Photo 2: Processing Unit/Products Area



Photo 3:PETP



Photo 4: PETP Inlet

Annexure – 106: M/s Chandni Industries Pvt. Ltd.

INDUSTRY INSPECTION REPORT (OTHERS)			
General Information & Operational Details			Date of Inspection 08.08.2024
1.	Name & complete Address:	M/s Chandni Industries Pvt. Ltd, Plot No. 503, Phase-II, Barhi Industrial Estate, Sonapat	
2.	Spatial Coordinates in Decimal	(Latitude): 29.107041 N (Longitude): 77.045024 E	
3.	Name of the contact person (s) with designation: a) Telephone/Mobile(s) b) E-mail ID(s)	Mr. Sunil, Accounts Dept. Mobile: 7496962363	
4.	Year of Commissioning	The unit has not informed about the commissioning year	
5.	Name of SPCB Regional Office	Regional Office Sonipat, Haryana State Pollution Control Board	
6.	Operational Status of the unit	Operational	
7.	Operational Schedule	Day shift (10 hrs /day)	
8.	Approximate Distance (Km) from River Ganga/ of its tributary (specify name)	Approx. 8.5 Km from river Yamuna	
9.	Manufacturing Process flow chart for each product	-	
10.	NOC status	Validity with date (Valid copy to be attached)	If not valid, whether Applied for renewal? (application and expired NOC copy to be attached)
	NOC from CGWA/ SGWA as a permission to abstract groundwater	Not applicable	NA
11.	Consents & Authorization Status	Validity with date	If not valid, whether Applied for renewal? (application and expired consent copy to be attached)
	Consent to Operate issued under Water Act, 1974 by SPCB	Valid 07/03/2022 - 30/09/2026	-
	Consent to Operate issued under Air Act, 1981 by SPCB	Valid 07/03/2022 - 30/09/2026	-
	Authorization for Hazardous Waste Disposal issued under Hazardous and Other Wastes (Management & Transboundary Movement)	Valid 11/05/2022 to 30/09/2026	-


	Rules,2016 by SPCB			
12.	Product(s) & Capacity- {For all main product(s) and By-product(s)}	<u>No information</u>		
13.	Type of Industry / Processes involved in operation (such as electroplating/ fabrication of parts/ assembly of parts/ automobile parts/ service station/ etc.)	Printing Industry		
14.	RAW WATER SUPPLY			
	Source(s) of raw water supply	HSIIDC supply only		
	In case of River/ Municipal Supply/ Tankers/ Others, <u>Logbook maintained:(Yes/No)</u> (Last three months' logbooks to be attached)	Name (s) and nos. of the source: 01 (HSIIDC supply) No flow meter installed at HSIIDC line		
15.		Production process, Washing, etc.	Domestic uses	Others (specify)
	Average Water Consumption (KLD) (based on logbook)	The unit is a dry unit, involving in the cutting and printing of papers		
	Water Consumption in KL/ MT of product (based on logbook)	NA	NA	NA
16.	Water abstracted on previous/ inspection day (KLD)	NA	NA	NA
17.	EFFLUENT TREATMENT PLANT (ETP) / PRIMARY ETP			
	Installed (Yes/ No)	Not installed, Not required (as the unit is involved in the cutting and printing of papers.)		
18.	TREATED EFFLUENT DISCHARGED			
	Consented Mode of Discharge	Public Sewer		
	Consented Discharge (in KLD)	0.2 KLD		
	a) No. of consented outlets	01		
	b) Actual no. of outlets observed during visit	01		

Whether any By-pass/ Multiple Outlets of Effluent observed	No
Actual Mode of discharge from the unit premises	Unit is a dry unit, no discharge observed
Ultimate disposal point	NA

Effluent Analysis Report- Samples not collected as the unit is dry unit.

1. On the day of the visit, the unit was found operational.
2. The unit is having a valid consent from HSPCB having validity upto 31.03.2026.
3. As per the consent, the unit can discharge 0.2 KLD of trade effluent, however the unit was found operating dry.
4. The unit is a printing press unit, engaged in the printing of playing cards, medicines envelope etc.
5. No effluent generation was observed inside the unit printing plant.
6. The flow chart of the plant is as follows;
Paper → cutting → Printing → Coating → Final cutting


Pictures



Annexure – 107: M/s Jai Hanuman Laminates Pvt. Ltd.

INDUSTRY INSPECTION REPORT

Date of Inspection: 12-08-2024

1.	Name & complete Address:	:	M/s Jai Hanuman Laminates Pvt Ltd., Plot No 389 HSIIDC, Phase-I, Barhi, Sonipat
2.	Geographical Coordinates	:	29.101208 77.047424
3.	Operational Status of the unit	:	Dry operational
4.	Observation: a. Inspection team visited the premises and no wet work observed. Only lamination of ply-wood was carried out by 2-3 people (labour). b. Unit has obtained CTO for mfg. of apple & egg tray, however the unit found engaged in lamination of ply i.e., dry process only c. As informed by them, pulping process has been closed since more than 6 months and now, only lamination of ply-wood is carried out. d. Owner of premises was not available.		
5.	Recommendations: a) The unit may revise the consent as per ongoing activity.		
6.	Photographs taken during visit:		
			
	Photo1: Manufacturing area		
7.	Overall Compliance Status: Complying (Dry)		

Annexure – 108: M/s Swastik Toughened Glass LLP

<u>INDUSTRY INSPECTION REPORT (OTHERS)</u>			
<i>General Information & Operational Details</i>			Date of Inspection 12-08-2024
1.	Name & complete Address:	M/s Swastik Toughened Glass LLP Plot No 413 Phase 1 Hsiidc Barhi Sonapat	
2.	Spatial Coordinates in Decimal	29.09741523 77.04392216	
3.	Name of the contact person (s) with designation: k) Telephone/Mobile(s) l) E-mail ID(s)	Sh Sunil Kumar (Accountant) 7027888960	
4.	Year of Commissioning	2016	
5.	Name of SPCB Regional Office	Sonapat	
6.	Operational Status of the unit	Operational	
7.	Operational Schedule	8 hours/day	
8.	Manufacturing Process flow chart for each product	Receipt of raw glass – inspection of glass – marking for cutting – Edging – Holes and cutouts – inspection of glass – washing – toughening – inspection – dispatch	
9.	Material Balance Flow Chart	Not provided	
10.	NOC from CGWA/ SGWA as a permission to abstract groundwater	Unit uses supply water.	
11.	Consents & Authorization Status	Validity with date (Valid copies to be attached)	If not valid, whether Applied for renewal? (application and expired consent copies to be attached)
	Consent to Operate issued under Water Act, 1974 by SPCB	31-12-2026	Valid
	Consent to Operate issued under Air Act, 1981 by SPCB	31-12-2026	Valid
	Authorization for Hazardous Waste Disposal issued under Hazardous and Other Wastes (Management & Transboundary Movement) Rules, 2016 by SPCB	31-12-2026	Valid
12.	<u>Product(s) & Capacity-</u> {For all main product(s) and By-product(s)}	i. <u>TOTAL Permitted production (As per consent):</u> Raw material: 450 no/day Plain/tinted glass Semi-finished/Finished product (in nos. and weight): 400 no/day toughened glass ii. <u>ACTUAL TOTAL production (on previous/ inspection day):</u> Raw material: Not provided Semi-finished/ Finished product (in nos. and weight): Not provided	

<p>13. Type of Industry / Processes involved in operation (such as electroplating/ fabrication of parts/ assembly of parts/ automobile parts/ service station/ etc.)</p>	<p>Glass, ceramic, earthen potteries, tile and tile manufacturing using electrical kiln or not involving fossil fuel kiln</p>
<p>14.</p>	<p>Overall COMPLIANCE STATUS: Complying (Dry)</p>

<p>🔍 Specific Observations:</p> <ol style="list-style-type: none"> 1. Plant was found operational during inspection. 2. Unit uses freshwater from Municipal supply. Unit has not provided any bills for municipal supply. 3. No wastewater generation from process was observed during visit. Wastewater is generated during washing which goes to public sewer and then to CETP Barhi. 4. Record is not maintained for Production data. 5. As per consent, unit has to install electricity operated evaporator for evaporation of 0.5 KLD trade effluent, which was not installed. 6. Unit discharges domestic effluent into HSIIDC sewer which is connected to CETP Barhi.

Photographs



Annexure – 109: M/s Metro Pulp Industries

<u>INDUSTRY INSPECTION REPORT (OTHERS)</u>			
<i>General Information & Operational Details</i>			Date of Inspection 12-08-2024
1.	Name & complete Address:	M/s Metro Pulp Industries Plot No 405, HSIIDC Phase I Barhi Sonipat	
2.	Spatial Coordinates in Decimal	29.09765131 77.04432784	
3.	Name of the contact person (s) with designation: m) Telephone/Mobile(s) n) E-mail ID(s)	Sh Sunish Grover (Owner) 9999022806	
4.	Year of Commissioning	2019	
5.	Name of SPCB Regional Office	Sonapat	
6.	Operational Status of the unit	Operational	
7.	Operational Schedule	8 hours/day	
8.	Manufacturing Process flow chart for each product	Not provided	
9.	Material Balance Flow Chart	Not provided	
10.	NOC from CGWA/ SGWA as a permission to abstract groundwater	Unit uses supply water	
11.	Consents & Authorization Status	Validity with date (Valid copies to be attached)	If not valid, whether Applied for renewal? (application and expired consent copies to be attached)
	Consent to Operate issued under Water Act, 1974 by SPCB	30-09-2028	Valid
	Consent to Operate issued under Air Act, 1981 by SPCB	30-09-2028	Valid
	Authorization for Hazardous Waste Disposal issued under Hazardous and Other Wastes (Management & Transboundary Movement) Rules, 2016 by SPCB	30-09-2023	Expired, no information whether applied or not
12.	<u>Product(s) & Capacity-</u> {For all main product(s) and By-product(s)}	iii. <u>TOTAL Permitted production (As per consent):</u> Semi-finished/Finished product (in nos. and weight): 0.170 MT/day safety pins Raw material: Iron wire-160 kg/day, CRC coil- 160 kg/day, Electroplating Chemical – 10 kg/day iv. <u>ACTUAL TOTAL production (on previous/ inspection day):</u> Semi-finished/ Finished product (in nos. and weight): Not provided Raw material – Not provided	
13.	Type of Industry / Processes involved in operation (such as electroplating/ fabrication of parts/	Manufacturing of safety pins (used in stationary)	

	assembly of parts/ automobile parts/ service station/ etc.)			
RAW WATER SUPPLY				
14.	Source(s) of raw water supply	Municipal supply		
	In case of River/ Municipal Supply/ Tankers/ Others,	No bills provided		
15.		Production process, Washing, etc.	Domestic uses	Others (specify)
	Average Water Consumption (KLD) (based on logbook)			
	Water Consumption in KL/ MT of product (based on logbook)			
	Water abstracted on previous/ inspection day (KLD)			
EFFLUENT TREATMENT PLANT (ETP) / PRIMARY ETP				
16.	Installed (Yes/ No)	Yes		
	Whether Unit is connected to Individual ETP/ CETP (In case of CETP, specify the name of CETP)	Connected to CETP Barhi		
	Status of PETP (Operational/ Non-Operational)	Non-operational during visit		
	Designed capacity of PETP (KLD)	No information		
	Sample collected during inspection	No		
17.	Name of chemical(s) consumed in PETP and their quantity (in Kg/day)	No chemicals observed at ETP		
	System of chemical mixing for solution preparation (Manual/ Mixer)	N/A		
	System of Chemical dosing (Manual/ Mechanical through pumps)	N/A		
ETP/ PETP INLET				
18.	Flow meter with totalizer/ V- Notch installed at ETP/ PETP inlet	Yes but defunct		
ETP/ PETP OUTLET				
19.	Flow meter with totalizer/ V- Notch installed at ETP/ PETP outlet	Yes, not in working condition		
20.	ETP/ PETP TREATED EFFLUENT RECYCLED – Not applicable			
TREATED EFFLUENT DISCHARGED				
21.	Consented Mode of Discharge	PETP to HSIIDC Sewer		
	Consented Discharge (in KLD)	2 KLD		

	k) No. of consented outlets	2
	l) Actual no. of outlets observed during visit	1
	Whether any By-pass/ Multiple Outlets of Effluent observed	No
	ENVIRONMENTAL LAB	
22.	Availability of Environmental Lab (Also, mention type of instruments available in the lab)	No
	ELECTRICITY CONSUMPTION IN PETP	
23.	Whether separate energy meter installed for PETP	No
	Average Electricity Consumption (in KWh/day) (based on logbook)	No
	OCEMS STATUS AND DETAILS – Not Installed	
24.	Whether installed or not	No
25.	Effluent Analysis Report- Quality of discharged effluent (for all parameters as notified for the UNIT under Environment (Protection) Rules, 1986/ required as per Consents/ SPCB norms) <i>Since PETP was non-operational, samples could not be collected.</i>	
	HAZARDOUS WASTE & SLUDGE MANAGEMENT	
	Copy of Agreement with Recyclers/TSDF	Not known
26.	ETP Sludge Dewatering system	Sludge drying beds
	Mode of Hazardous waste disposal	TSDF site
	Average quantity of sludge generated (kg/day)	-
27.	Fuel/power consumption- No boiler installed	
28.	Overall Compliance status: <i>Complying (Dry)</i>	


🔍 Specific Observations:

1. Plant was found operational during inspection i.e. 12-08-2024.
2. Unit has obtained consent under metal surface treatment with the name of M/s Metro Pulp Industries, however unit is currently manufacturing safety pins and stationary clips under the name of Vishwas Steel Safety pins Pvt Ltd. Consent of Vishwas steel safety pins Pvt Ltd was not provided by unit.
3. Unit is indulged in moulding of safety pins and stationary clips wherein no waste-water is generated in the process.
4. Record not maintained for Production data.
5. Unit consumes freshwater by Municipal Supply. However, only usage of water is as coolant in nominal amount.
6. Evaporator is installed to dry effluent at ETP outlet.
7. During inspection, ETP seemed to be dry and not in working condition since many days. Unit representative informed that motors were damaged in last day heavy rains and there was current in ETP section.
8. Flowmeters were found installed but not in working condition.
9. Unit has not provided any data regarding production, raw material, ETP logbooks, bills of municipal supply.

❋ **Specific Recommendations/Suggestions:**

1. Unit shall repair flowmeters at ETP inlet and outlet and maintain records on daily basis.
2. Unit shall maintain records for freshwater consumption.
3. A technical person should be deputed to maintain ETP.
4. Consent should be revised as per the name and process, which is currently being used by unit.

Photographs (Metro Pulp Industries)



Annexure – 110: M/s Peeco Polytech Pvt Ltd.

INDUSTRY INSPECTION FORMAT**A. General section**

Date of inspection: 12.08.24

1.	Name of the unit with complete postal address:	M/s Peeco Polytech Pvt Ltd Plot no. 537, HSIIDC Phase II, Barhi, Sonapat, Haryana
2.	Spatial Co-ordinates (Latitude & longitude) in Decimal format only	29.110676, 77.037515
3.	Name of Contact person with designation Phone & Email:	Mr. Vikram Singh (8218719112) Mr. Nitish Pandey (9664125372)
4.	Industry Operational status	Operational

B. Consent section

(Attach valid copies, or if expired then attach recent expired copies along with copy of application)

5.	Consent	Yes/No/Applied	Validity (Period)
	Air /Water	Yes	31.07.2027
	Hazardous waste authorization	Yes	30.09.2027
	NOC from Haryana Water Resources Authority	Applied (on 13.01.024)	Expired on 17.07.23 for abstraction of 150 m ³ /day ground water
	Extended producer responsibility certificate	Not available	NA

C. Production, Process and Infrastructure

Production details		
6.	Number of operational days in last three months	~78 days
7.	Operation schedule	24 Hrs. per day
8.	Type of industry	Reprocessing of waste plastic including PVC
9.	Product manufactured	Poly Propylene Granules using Poly Propylene article waste, film waste
10.	Production data	
		As per consent
	Production (MT/day)	14
		Average
		14
11.	Fresh Water consumption Availability of separate flow meter for domestic/process use: No	

Sources of water	Totalizer reading (m ³)	Water consumption (KL) (Total of last three months)	Average water consumption (in KLD)	Logbook maintained (Yes/No)
Borewell 1	4490.88	Data not available	NA	No
Specific water consumption in KL/MT		Can't be calculated due to lack of fresh water consumption data		

D. Effluent management and disposal

12.	Flowmeters details	Availability (Yes/No)	Totalizer Reading (m³/hr.)	
	Flow at inlet	No	NA	
	Flow at outlet	Yes	6917	
	Recycling points	No	NA	
13.	Effluent generation (KLD)	Data not available due to lack of flow meter at ETP inlet		
14.	Effluent Recycled/ disposal (KLD)	16 KLD (1 st June to 12 th August 2024)		
15.	Specific effluent Disposal (KL/MT of product)	1.14		
Effluent Treatment Plant (ETP)				
16.	ETP status: Operational			
17.	Installed capacity: 40 KLD	Utilized capacity: 16 KLD		
18.	ETP consists of: (flow diagram) Screen - Collection tank – Flash mixture – Tube settler – Filtration system (MGF&ACF) – UF – RO- recycling back into the process			
19.	Name of chemicals consumed at ETP along with quantity (kg/day)	Lime	15 kg/day	
		Alum	20 kg/day	
		Polyelectrolyte	500 gm/day	
20.	Effluent disposal point	No disposal observed, Unit found operating on ZLD		
21.	Bypass arrangement for discharge of untreated effluent	Not observed		
22.	Status of CETP membership	NA		
23.	Status of storm water management	Rain harvesting pit/HSIIDC storm water line		
24.	Effluent characteristics: as per analysis report of consented parameter			
	Parameter	PETP inlet	PETP outlet	Prescribed norms
	pH	7.8	7.7	Reuse/recycle in washing process
	BOD (mg/l)	62	10	
	COD (mg/l)	352	64	
TSS (mg/l)	205	13		
				Complying (ZLD)

	Oil & Grease (mg/l)	11.6	BDL		
25.	Sludge management & disposal				
	Mechanical system details (centrifuge/decanter etc.)	Not provided			
	Sludge drying beds	Total Nos: 3 nos.			
	Average quantity of sludge generated (Kg/day)	~30 kg as per logbook data			
	Estimated sludge generation (40% of inlet TSS load)	1.3 kg (as per TSS removed) + 35 kg (daily chemical used) = Total 36.3 kg/day			
	Remarks	Estimated ETP sludge generation & actual generation data are inline			

E. Hazardous waste section

26.	Hazardous waste management	
	Authorization status	Yes available
	Copy of agreement with recyclers/TSDF	Agreement with Gujarat Enviro Protection & Infrastructure (Haryana) Private Limited (GEPIL)
	Hazardous waste generated	2 MT/ year as per Form 4 dated 09.09.2024
Form-4 and 10 to be collected		

F. Fuel/power consumption

27.	Boiler capacity	Instead of boiler unit has provided electricity operated heater for temperature/heat requirement
28.	Specific observation: <ol style="list-style-type: none"> Unit found engaged in reprocessing of waste plastic including PVC. Treated water is being used in the washing of shredded raw material only. Unit found operating on ZLD with physico-chemical treatment followed by advance tertiary level i.e. UF & RO. However, ZLD system can't be verified due to lack of flow meter at effluent generation point thus water balance can't be exercise. As per logbook, very high consumption of chemicals (dosing rate > 1000 ppm) observed in the ETP irrespective of waste water characteristics. 	
29.	Recommendations: <ol style="list-style-type: none"> Flow meter at ETP inlet to be installed for proper water balancing & ZLD verification. Unit shall optimize the chemical dosing as per feed water characteristics. Unit shall obtain Extended producer responsibility certificate as per CPCB guideline for plastic recycler. 	

G. Overall compliance status: Complying (ZLD)

Photographs

Fig.1: Entrance gate



Fig.2: Process area



Fig.3: Borewell flow meter



Fig.4: ETP



Fig.5: Flow meter at ETP outlet



Fig.6: Raw material



<u>INDUSTRY INSPECTION REPORT (OTHERS)</u>			
<i>General Information & Operational Details</i>			Date of Inspection: 07/08/2024
1.	Name & complete Address:	M/s Jai Mata Plastic, Plot No 453, HSIIDC Ph-I, Barhi Sonipat, Haryana	
2.	Spatial Coordinates in Decimal	Latitude: 29.097142 Longitude: 77.043809	
3.	Name of the contact person (s) with designation: c) Telephone/Mobile(s) d) E-mail ID(s)	Sh. Manish Gupta, Proprietor Mob. No.: 9555136106 Chunu Ravidas, Working Staff Mob. No.: 7494956810	
4.	Operational Status of the unit	Operational	
5.	Operational Schedule	Hours per Shift: no information Shift per day: no information Number of working days per Month: no information	
6.	NOC status	Validity with date (Valid copy to be attached)	If not valid, whether Applied for renewal? (application and expired NOC copy to be attached)
	NOC from CGWA/ SGWA as a permission to abstract groundwater	No NOC	
7.	Consents & Authorization Status	Validity with date (Valid copies to be attached)	If not valid, whether Applied for renewal? (application and expired consent copies to be attached)
	Consent to Operate issued under Water Act, 1974 by SPCB	22/11/2021-31/03/2026	
	Consent to Operate issued under Air Act, 1981 by SPCB		
	Authorization for Hazardous Waste Disposal issued under Hazardous and Other Wastes (Management & Transboundary Movement) Rules, 2016 by SPCB	No authorization	
8.	<u>Product(s) & Capacity-</u> {For all main product(s) and By-product(s)}	iii. <u>TOTAL Permitted production (As per consent):</u> Raw material (in nos. and weight): 5 MTD washing of plastic waste Semi-finished/Finished product (in nos. and weight): Other(s): iv. <u>ACTUAL TOTAL production (on</u>	

		previous/ inspection day): Not provided		
9.	Type of Industry / Processes involved in operation (such as electroplating/ fabrication of parts/ assembly of parts/ automobile parts/ service station/ etc.)	Washing of plastic waste		
10.	RAW WATER SUPPLY			
	Source(s) of raw water supply	No information, Logbook not maintained		
		Production process, Washing, etc.	Domestic uses	Others (specify)
	Average Water Consumption (KLD) (based on logbook) product (based on logbook)	No logbook maintained		
11.	PRIMARY EFFLUENT TREATMENT PLANT (PETP)			
12.	Installed (Yes/ No)	Yes, as per CTO 2 KLD permitted		
13.	Whether Unit is connected to Individual ETP/ CETP (In case of CETP, specify the name of CETP)	ZLD unit,		
14.	Manufacturing Processes from where wastewater streams reaching ETP/ PETP	Washing of plastic waste		
15.	Status of ETP/ PETP (Operational/ Non-Operational)	Non operational		
16.	Designed capacity of ETP/ PETP (KLD)	No information		
17.	Sample collected during inspection	No, nonoperational PETP		
18.	Names of all treatment units	Collection pit, Chemical dosing, mixing tank, Settling tank (Tube settler), media filter followed by Evaporator. SDB		
19.	Dimensions of treatment units	No information		
20.	Type of treatment process	Physico-chemical		
21.	Name of chemical(s) consumed in PETP and their quantity (in Kg/day)	No logbook maintained		
22.	System of chemical mixing for solution preparation (Manual/ Mixer)	manual		
23.	System of Chemical dosing (Manual/ Mechanical through pumps)	manual		
24.	PETP INLET Flow meter with totalizer/ V-Notch installed at ETP/ PETP inlet: No			
25.	ETP/ PETP OUTLET Flow meter with totalizer/ V-Notch installed at ETP/ PETP outlet: No			

26.	ETP/ PETP TREATED EFFLUENT RECYCLED		
	Whether unit Recycles the ETP/ PETP Treated Effluent	No information	
		Production processes	Domestic uses Others (specify)
27.	Whether Unit has achieved Zero Liquid Discharge?	Not-confirmed	
28.	TREATED EFFLUENT DISCHARGED		
	Consented Mode of Discharge	ZLD unit	
	Whether any By-pass/ Multiple Outlets of Effluent observed	Bypass arrangement observed	
29.	ELECTRICITY CONSUMPTION IN ETP		
	Whether separate energy meter installed for ETP	Yes	
	Average Electricity Consumption (in KWh/day) (based on logbook)	Logbook not maintained	
	Instantaneous energy meter reading during inspection (in KWh)	Non-operational	
30.	Effluent Analysis Report- Sample was not collected, ETP was not operational.		
31.	COMPLIANCE STATUS		
	As per effluent discharge norms		
	Overall	Non-complying, bypass arrangement, PETP and Evaporator non-functional	
32.	SOLID WASTE GENERATED		
	Solid waste generated in the unit:	No information provided	
	ETP Sludge Dewatering system	Sludge drying beds	
	Whether Logbook for Solid Waste Generated maintained?	No	
	Mode of Hazardous waste disposal	No information provided	
33.	AIR POLLUTION – EMISSION SOURCES & CONTROL		
	Details of D.G Set	One DG set, details of capacity were not provided	
34.	By-pass Analysis Report: Bypass arrangement was observed during inspection.		
	🔍 Specific Observations:		
	<ol style="list-style-type: none"> 1. On the day of inspection plant was operational. Unit is involved in re-processing of waste plastic which includes washing of waste plastic cut pieces. 2. Unit has obtained CTO to reuse the PETP treated effluent in process/evaporation. 3. PETP and Evaporator found installed and were non-functional. Underground wastewater collection tank was filled with waste water. PETP units were empty indicating that PETP is not in operation. As per CTO the unit is based on ZLD which was not verified due 		

unavailability of data.

4. Bypass arrangement at Inlet pump was observed.
5. Unit has non-complying (PETP found non-operational).

Photographs

<p>Photo 1: Main Entrance Gate of Unit</p>	<p>Photo 2: Processing Unit/Products Area</p>
	
<p>Photo 3: ETP Inlet collection pit</p>	<p>Photo 4: ETP Treatment Unit and bypass arrangement</p>
	
<p>Photo 5: Empty dosing tank</p>	<p>Photo 6: Evaporation unit</p>
	
<p>Photo 7: ETP outlet Flowmeter (Non-functional)</p>	<p>Photo 8: pH meter at ETP (Non-functional)</p>



Photo 9: Empty Sludge drying beds (02 nos.)



Photo 10: ETP energy meter



Photo 11: Gen set



Photo 12: Borewell without flow meter



Annexure – 112: M/s Shri Balaji Enterprises

INDUSTRY INSPECTION FORMAT**A. General section****Date of inspection:** 12.08.2024

1.	Name of the unit with complete postal address:	M/s Shri Balaji Enterprises Plot no. 620, HSIIDC Phase II, Barhi, Sonapat, Haryana
2.	Spatial Co-ordinates (Latitude & longitude) in Decimal format only	29.108933, 77.040029
3.	Name of Contact person with designation	Mr. Dinesh Bansal, Owner (9999775959)
4.	Industry Operational status	Operational

B. Consent section

(Attach valid copies, or if expired then attach recent expired copies along with copy of application)

5.	Consent	Yes/No/Applied	Validity (Period)
	Air /Water	Yes	31.03.2025
	Hazardous waste authorization	Yes	31.12.2026
	NOC from Haryana Water Resources Authority	Applied (on 13.01.024)	Expired on 17.07.23 for abstraction of 4.2 m ³ /day ground water
	Extended producer responsibility certificate	Not available	NA

C. Production, Process and Infrastructure

Production details		
6.	Number of operational days in last three months	~78 days
7.	Operation schedule	24 Hrs. per day
8.	Type of industry	Reprocessing of waste plastic including PVC (Only shredding & washing)
9.	Industry process	Waste plastic – cutting – washing – out for plastic bead formation (another unit)
10.	Product manufactured	Shredding plastic waste for further processing to make plastic bead
11.	Production data	
		As per consent
	Production (MT/day)	1
		Average
		1.5 T/day (45-50 MT/month as informed)
12.	Fresh Water consumption	
	Availability of separate flow meter for domestic/process use:	No

Sources of water	Totalizer reading (m ³)	Water consumption (KL)	Average water consumption (in KLD)	Logbook maintained (Yes/No)
Borewell 1	No flow meter installed		NA	No
Specific water consumption in KL/MT		Can't be calculated due to lack of fresh water consumption data		

D. Effluent management and disposal

13.	Flowmeters details	Availability (Yes/No)	Totalizer Reading (m ³ /hr.)
	Flow at inlet & outlet of ETP	No	NA
	Recycling points	No	NA
14.	Effluent generation (KLD)	Data not available due to lack of flow meter at ETP inlet	
15.	Effluent Recycled/ disposal (KLD)	As informed, unit has recycled the treated water as per consent condition. However, ZLD status can't be confirm to due lack of flow meter	
Effluent treatment plant (ETP)			
16.	ETP status: Non-operational. Unit claimed that they require less water for washing of shredded plastic waste. Generated washing waste water recycled again for washing process without any chemical dosing. ETP operate intermittently for around 10 days in month.		
17.	Installed capacity: 10KLD	Utilized capacity: 5 KLD as informed	
18.	ETP consists of: (flow diagram) Screen - Collection tank – Flash mixture – Tube settler – Filtration system		
19.	Name of chemicals consumed at ETP along with quantity (kg/day)	Data not available. Only stored lime was available. No provision found installed for dosing of coagulants.	
20.	Effluent disposal point	No disposal observed, Unit found operating on ZLD	
21.	Bypass arrangement to discharge untreated effluent	Not observed	
22.	Status of CETP membership	NA	
23.	Status of storm water management	HSI IDC storm water line	
24.	Effluent characteristics: as per analysis report of consented parameter Sample could not be collected due to lack of effluent. Unit found reusing/recycling entire treated effluent in plant. Samples could not be collected due to lack of effluent. ETP found non-operational & operate intermittently.		
25.	Sludge management & disposal		
	No sludge record maintained		

E. Hazardous waste section

26.	Hazardous waste management
-----	-----------------------------------

	Authorization status	Yes available
	Copy of agreement with recyclers/TSDF	Agreement with Gujarat Enviro Protection & Infrastructure (Haryana) Private Limited (GEPIL)
	Hazardous waste generated	Form 4 & 10 not provided
Form-4 and 10 to be collected		
F. Fuel/power consumption		
27.	Boiler capacity	Not required, no heat requirement in the process.
28.	Specific observation: 1. Unit is an orange category and engaged in reprocessing/cutting of waste plastic including PVC. 2. Treated water is being used in the washing of shredded raw material only in close loop with PETP which operate intermittently. Fresh/ treated water is not being used in the manufacturing process. 3. As informed, unit operate on ZLD. ETP consists of physico-chemical treatment followed by Filtration system. However, ZLD system can't be verified due to lack of flow meter at effluent generation point thus water balance can't be exercise.	
29.	Based on the inspection following are recommended: 1. Install flow meter at borewell, inlet /outlet of PFTP and maintain the logbook. 2. Obtain Extended producer responsibility certificate as per CPCB guideline for plastic recycler.	
30.	Overall compliance: Complying (ZLD)	

Photographs

Fig.1: Entrance gate



Fig.3: Raw material

Fig.2: Process area



Fig.4: ETP



Annexure – 113: M/s TSB Polychem Pvt. Ltd.

INDUSTRY INSPECTION REPORT (OTHERS)

General Information & Operational Details

Date of Inspection: 08.08.2024

1.	Name & complete Address:	M/s. TSB Polychem Pvt. Ltd., Plot no. 212, HSIIDC, Phase I, Barhi, Sonipat
2.	Spatial Coordinates in Decimal	29.101345424043746 77.0417208588911
3.	Name of the contact person (s) with designation: a. Telephone/Mobile(s) b. E-mail ID(s)	Sh. Rajeev Upal, Manager 9350817254
4.	Year of Commissioning	2024
5.	Name of SPCB Regional Office	Regional Office, Sonipat
6.	Operational Status of the unit	Operational
7.	Operational Schedule	08 hrs/day
8.	Manufacturing Process flow chart for each product	Reprocessing of waste plastic including PVC
9.	NOC from CGWA/ SGWA as a permission to abstract groundwater	HSIIDC water supply
10.	Consent to Operate issued under Water Act, 1974 by SPCB	Valid from 20.05.2024 to 31.03.2029
	Consent to Operate issued under Air Act, 1981 by SPCB	Valid from 20.05.2024 to 31.03.2029
	Authorization for Hazardous Waste Disposal issued under Hazardous and Other Wastes (Management & Transboundary Movement) Rules, 2016 by SPCB	Valid from 01.07.2024 to 31.03.2029

11.	<u>Product(s) & Capacity-</u> {For all main product(s) and By-product(s)}	i. <u>TOTAL Permitted production (As per consent):</u> Raw material (in nos. and weight): Plastic Dana: 12.5 MTD ii. <u>ACTUAL TOTAL production (on previous/ inspection day):</u> Raw material (in nos. or weight): Semi-finished/ Finished product (in nos. and weight): Other(s):		
12.	Type of Industry / Processes involved in operation (such as electroplating/ fabrication of parts/ assembly of parts/ automobile parts/ service station/ etc.)	Others (Plastic granule)		
13.	<u>Product(s) & Capacity-</u> {For all main product(s) and By-product(s)}	v. <u>TOTAL Permitted production (As per consent):</u> Raw material (in nos. and weight): Plastic Dana: 12.5 MTD vi. <u>ACTUAL TOTAL production (on previous/ inspection day):</u> Raw material (in nos. or weight): Semi-finished/ Finished product (in nos. and weight): Other(s):		
14.	Type of Industry / Processes involved in operation (such as electroplating/ fabrication of parts/ assembly of parts/ automobile parts/ service station/ etc.)	Others (Plastic granule)		
15.	RAW WATER SUPPLY			
	Source(s) of raw water supply <u>Logbook maintained:(Yes/No)</u> (Last three months' logbooks to be attached)	HSIIDC water supply Whether flow meter with totalizer installed at freshwater line(Yes/No): Yes <u>Type of Flowmeter:</u> mechanical No logbook maintained Instantaneous Reading: Not visible m ³ /hr Totalizer Reading: NA m ³		
16.	Water Consumption Average Water Consumption (KLD) (based on logbook) Water Consumption in KL/ MT of product (based on logbook) Water abstracted on previous/ inspection day (KLD)	Production process, Washing, etc. No logbook maintained No logbook maintained No logbook maintained	Domestic uses	Others (specify)
17.	PRIMARY EFFLUENT TREATMENT PLANT (PETP)			

Installed (Yes/ No)	Yes
Whether Unit is connected to CETP (In case of CETP, specify the name of CETP)	CETP Barhi (Recycled /reused in washing process)
Manufacturing Processes from where wastewater streams reaching PETP	Used plastic waste washing tank
Status of PETP (Operational/ Non-Operational)	Non-Operational (Since 2 days)
Designed capacity of PETP (KLD)	Not provided
Sample collected during inspection	
Names of all treatment units	Screen, Collection Tank, Chemical reaction tank, Tube settler, Filtration, Treated water tank, Process, Sludge withdrawal/sludge drying/disposal
Dimensions of treatment units	Not provided
Type of treatment process	Physico-chemical
Name of chemical(s) consumed in TP/ PETP and their quantity (in Kg/day)	Lime. Poly , Alum
System of chemical mixing for solution preparation (Manual/ Mixer)	Manual
System of Chemical dosing (Manual/ Mechanical through pumps)	Manual
PETP INLET	
Flow meter with totalizer/ V-Notch installed at ETP/ PETP inlet	No flow meter
<u>Logbook maintained:</u> (Yes/No) (Last three months' logbooks to be attached)	No
Average Effluent Generation(KLD) (based on logbook)	NA
Effluent Generation in KL/ MT of product (based on logbook)	NA
PETP OUTLET	
Flow meter with totalizer/ V-Notch installed at PETP outlet: Yes	
<u>Logbook maintained:</u> (Yes/No) (Last three months' logbooks to be attached): No	
Type of Flowmeter: digital	
Instantaneous flow rate Reading: Flowmeter not working	

	Totalizer Reading: Flowmeter not working																						
	Average Effluent Discharge (KLD : No Logbook Effluent Discharge in KL/ MT of product (based on logbook): Not provided																						
	PETP TREATED EFFLUENT RECYCLED																						
	Whether unit Recycles the PETP Treated Effluent: Yes (Reuse in process)																						
	Processes in which Treated Effluent is Recycled: Through PETP and waste water directly from collection tank.																						
	Whether Unit has achieved Zero Liquid Discharge? Yes If Yes, confirm ZLD condition with the Consent to Operate issued under the Water Act, 1974 by SPCB Not confirmed as no logbook was maintained but no discharge was found at the time of inspection																						
	TREATED EFFLUENT DISCHARGED																						
	Consented Mode of Discharge: ZLD (reuse in process)																						
	Consented Discharge (in KLD): NIL																						
	a) No. of consented outlets: 02 b) Actual no. of outlets observed during visit: NIL																						
	Whether any By-pass/ Multiple Outlets of Effluent observed: No																						
	Actual Mode of discharge from the unit premises: Reuse in process																						
	Ultimate disposal point: Treated water tank to process.																						
	Staff engaged at ETP (designation along with nos.): No																						
18.	ELECTRICITY CONSUMPTION IN PETP																						
	Whether separate energy meter installed for ETP: No																						
	Average Electricity Consumption (in KWh/day) (based on logbook): No logbook maintained																						
	Instantaneous energy meter reading during inspection (in KWh): NA																						
19.	Effluent Analysis Report																						
	Sample was collected at PETP inlet (collection tank) and Treated Water Tank																						
	<table border="1"> <thead> <tr> <th>Parameter</th> <th>PETP inlet</th> <th>PETP outlet</th> <th>Norms as per consent</th> <th>Compliance status</th> </tr> </thead> <tbody> <tr> <td>pH</td> <td>7</td> <td>7.8</td> <td rowspan="5">Recycled/ Reuse in washing process</td> <td rowspan="5">With existing treatment scheme, such a high reduction in pollution parameters indicates dilution with freshwater in PETP at different stages Non-Complying (Dilution)</td> </tr> <tr> <td>BOD (mg/l)</td> <td>610</td> <td>33</td> </tr> <tr> <td>COD (mg/l)</td> <td>3066</td> <td>113</td> </tr> <tr> <td>TSS (mg/l)</td> <td>1222</td> <td>21</td> </tr> <tr> <td>Oil & grease (mg/l)</td> <td>-</td> <td>BDL</td> </tr> </tbody> </table>	Parameter	PETP inlet	PETP outlet	Norms as per consent	Compliance status	pH	7	7.8	Recycled/ Reuse in washing process	With existing treatment scheme, such a high reduction in pollution parameters indicates dilution with freshwater in PETP at different stages Non-Complying (Dilution)	BOD (mg/l)	610	33	COD (mg/l)	3066	113	TSS (mg/l)	1222	21	Oil & grease (mg/l)	-	BDL
Parameter	PETP inlet	PETP outlet	Norms as per consent	Compliance status																			
pH	7	7.8	Recycled/ Reuse in washing process	With existing treatment scheme, such a high reduction in pollution parameters indicates dilution with freshwater in PETP at different stages Non-Complying (Dilution)																			
BOD (mg/l)	610	33																					
COD (mg/l)	3066	113																					
TSS (mg/l)	1222	21																					
Oil & grease (mg/l)	-	BDL																					
20.	Details of emission sources & Air pollution control system: No emission sources (no boiler)																						
	21. Specific Observations:																						
1.	The unit was involved manufacturing of Plastic dana (reprocessing of waste plastic including																						
2.	PVC).																						
3.	The unit has no discharge of treated effluent and reuse in washing process.																						
4.	At the time of inspection PETP was found non-operational. As per unit representative PETP non-operational since two days and unit's PETP operated intermittently.																						
5.	This unit stores the process water in a storage tank and reuses the waste water to wash the used																						
6.	plastics.																						

7. The unit has not installed flowmeter at PETP inlet and energy meter.
 8. The unit was not maintained logbooks of production, water consumption, energy, PETP inlet, outlet, chemical consumption, sludge generation and disposal.
 Samples were collected from the storage tank and treated water tank.
 With existing treatment scheme, such a high reduction [BOD: 610 mg/l to 33 mg/l (94.59%), COD: 3066 mg/l to 113 mg/l (96.31)] in pollution parameters indicates dilution with freshwater in PETP at different stages.

22. Specific Recommendations/Suggestions:

1. The unit shall install flowmeter at PETP inlet and PETP energy meter and maintained logbook of the same.
2. The unit shall maintain logbook of water consumption, PETP inlet, Outlet, chemical consumption, sludge generation and disposal.
3. The HSPCB shall revised consent effluent discharge norms as per discharge norms of CETP inlet norms.

23. Overall Compliance: Non-Complying (Dilution)

PHOTOGRAPHS

Production Area



Processing Unit



PETP Collection Tank



PETP





Sludge drying bed and Treated water tank (Black in colour)

INSPECTION REPORTS OF NON-OPERATIONAL/ DISMANTLED INDUSTRIES

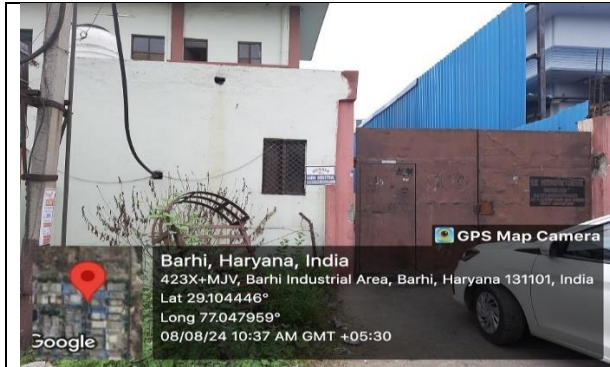
Annexure - 114: M/s A.S. Brawny Metal and Alloys Pvt. Ltd.

INDUSTRY INSPECTION FORMAT (Textile)**A. General section****Date of inspection: 07/08/2024**

1.	Name of the unit with complete postal address:	M/s A.S. Brawny Metal and Alloys Pvt. Ltd., Plot no. 20, HSIIDC Phase-I, Barhi, Sonipat
2.	Spatial Co-ordinates	29.104446, 77.047959
3.	Name of Contact person with designation Phone & Email:	Sh. Sanjay Jindal, Director Ph.no. 9896445321
4.	Industry Operational status	Closed

B. Consent section

5.	Consent	Yes/No/Applied	Validity (Period)
	Air /Water	Not provided	Not applicable
	Hazardous waste authorization	Not provided	Not applicable
	NOC from CGWA/other authority	Not provided	Not applicable

Photographs**Entrance gate of the Unit****Premises of the unit (with no machinery generating effluent)****Premises of the unit****Premises of the unit**

Annexure - 115: M/s Sachin Dyers

INDUSTRY INSPECTION FORMAT (Textile)**A. General section****Date of inspection: 08/08/2024**

1.	Name of the unit with complete postal address:	M/s Sachin Dyers, Plot no. 28, HSIIDC, Barhi, Distt. Sonipat
2.	Spatial Co-ordinates (Latitude & longitude) in Decimal format only	29.105080, 77.046571
3.	Name of Contact person with designation Phone & Email:	Sh. Vinod, Supervisor Ph. No. 9996140253
4.	Industry Operational status	Non-operational

B. Consent section

(Attach valid copies, or if expired then attach recent expired copies along with copy of application)

5.	Consent	Yes/No/Applied	Validity (Period)
	Air /Water	Yes	30/09/2026
	Hazardous waste authorization	No (Not provided)	No (Not provided)
	NOC from CGWA/other authority	No (Not provided)	No (Not provided)

C. Production, Process and Infrastructure

Production details				
6.	Number of operational days in last three months	Not provided		
7.	Operation schedule (Operation hours/day)	Not provided		
8.	Type of industry I. Natural fibres (N), Synthetic fibres (S), Blend (NS) II. Pre-treatment (Pt), Dyeing (D), Printing (Pr), Finishing (F), Garment washing (GW) III. Batch process (B), Continuous process (C)	I	II	III
		N	D	B
9.	Product manufactured (dyed yarn/dyed fabric/garments/denim)	Dyed fabric		
10.	GSM of product (for fabric/ denim/ garment etc.)	Not applicable		
11.	Consumption of utility, water and raw materials per kg of material processed	As per consent		
		Average (last three months)		

	Production in (Kg/ Sq. meter/ nos.)	8000 Sq. meter	Not provided		
	Steam (MT)	Not mentioned	Not provided		
	Water (KL)	Not mentioned	Not provided		
	Raw material (dyes & chemicals)	HCl-8 KLD; Fabric-10 Sqr/mtr; Colour-10 Kgs/day; Packing-3 Kgs/day; Wood-800 Kgs/day	Not provided		
12.	Process details				
	Pretreatment	Yes			
	Dyeing	Yes			
13.	Details of wet processing machinery (Nos. & Capacity)	Not provided			
14.	MLR of process machinery	Not provided			
15.	Fresh Water consumption Availability of separate flow meter for domestic/process use: Not applicable (no fresh water source other than borewell installed inside premises of the Unit)				
	Sources of water	Totalizer reading (m³)	Water consumption (KL) (Total of last three months)	Average water consumption (in KLD)	Logbook maintained (Yes/No)
	Borewell	7325.414	Could not be calculated	Could not be calculated	Not maintained
	Specific water consumption in KL/MT		Could not be calculated		

D. Effluent management and disposal

16.	Flowmeters details	Availability (Yes/No)	Totalizer Reading (m³/hr.)
	Flow at PETP inlet	Not applicable	Not applicable
	Flow at PETP outlet	Not applicable	Not applicable
	Recycling points	Not applicable	Not applicable
17.	Effluent generation (KLD)	Not applicable	
18.	Specific effluent generation (KL/MT of product)	Not applicable	
19.	Effluent disposal (KLD)	Not applicable	
20.	Specific effluent Disposal (KL/MT of product)	Not applicable	
21.	Recycled water consumption (Avg. in KLD)	Not applicable	

22.	Specific recycled water consumption (KL/MT of product)	Not applicable	
Effluent treatment plant (PETP)			
23.	PETP status: Non-operational		
24.	Installed capacity (KLD): Not provided Utilized capacity (KLD): Not provided Remark: Consented trade effluent generation-100 KLD		
25.	PETP consists of: Screen → Flash Mixer → Clariflocculator → Filter Feed Tank → PSF → ACF → Discharge		
26.	Losses in PETP, %	No data provided for inlet & outlet	
27.	Name of chemicals consumed at PETP along with quantity (kg/day)	Lime	Not applicable
		Alum	Not applicable
		Polyelectrolyte	Not applicable
28.	Effluent disposal point	Not applicable	
29.	Bypass arrangement for discharge of untreated effluent	Not applicable	
30.	Status of CETP membership	Not provided	
31.	Status of storm water management	No rain water harvesting structure	
32.	Sludge management & disposal		
	Mechanical system details (centrifuge/decanter etc.)	Not applicable	
	Sludge drying beds	Not applicable	
	Average quantity of sludge generated (Kg/day)	Not applicable	
	Estimated sludge generation (40% of inlet TSS load)	Not applicable	
33.	Separate Energy meter installed for PETP	Not installed	
	Average Electric Consumption at PETP (KWh/day)	Not provided	

E. Hazardous waste section

34.	Hazardous waste management	
	Authorization status	Not provided
	Copy of agreement with recyclers/TSDF	Not provided
	Hazardous waste generated (kg/d)	Not provided

F. Fuel/power consumption

35.	Boiler capacity	Not provided
36.	Stack height	Not provided
37.	APCD installed	Not provided
38.	Type of fuel used	Biomass (briquettes)
39.	Fuel consumption (mention units)	Not provided
40.	Estimated ash generation (@ 12 % of biomass briquette)	Not provided
41.	Ash management	-
42.	Remark on ash disposal	-

G. Major observations:

1. Unit was found non-operational during inspection. However, during inspection, wet fabric was found on machinery and dyes & other raw materials were found in the unit which indicated that the unit has performed operation before the arrival of the inspection team. Also, the boiler was found hot which indicated that unit suspended operations temporarily just before the team's arrival.
2. Unit does not have Hazardous Waste Authorization obtained from HSPCB and No Objection Certificate (NOC) for groundwater abstraction obtained from CGWA/other authority.

H. Recommendations:

1. Unit shall obtain Hazardous Waste Authorization obtained from HSPCB and No Objection Certificate (NOC) for groundwater abstraction obtained from CGWA/other authority.
2. Unit shall ensure that no process takes place without proper operation of PETP so that no untreated/partially treated effluent is discharged by the unit.

I. Overall compliance status: Unit was found closed.**Photographs**

	
Manufacturing process area	Manufacturing process area
	
Machinery with wet fabric	Dyes & other raw materials
	
Dyes & other raw materials	PETP
	
Sludge drying beds	Boiler
	
Boiler	Fuel used in Boiler

Annexure - 116: M/s K.M. Poly Yarn Pvt Ltd

INDUSTRY INSPECTION FORMAT (Textile)**A. General section****Date of inspection:08.08.2024**

1.	Name of the unit with complete postal address:	M/s K.M. Poly Yarn Pvt Ltd., Plot No. 512. Phase-II, HSIIDC, Barhi, Sonapat
2.	Spatial Co-ordinates (Latitude & longitude) in Decimal format only	29.107105 N 77.042261 E
3.	Name of Contact person with designation Phone & Email:	MANISH JAIN(DIRECTOR) 9811711501/9811011501 manish@kmpolyarn.com
4.	Industry Operational status	Non-operational

B. Consent section

5.	Consent	Yes/No	Validity (Period)
	Air	Yes	01/10.2022 – 30.09.2024
	Water	Yes	01/10.2022 – 30.09.2024
	Hazardous waste authorization	Yes	01/10.2022 – 30.09.2024
	NoC from Haryana Water Resources Authority	Yes	29.02.2024 – 28.02.2025

C. Production, Process and Infrastructure

Production			
6.	Number of operational days in last three months (to be used for calculation purposes in subsequent sections)	Non-operational since 17.07.2024	
7.	Operation schedule (Operation hours/day)	Day shift (12 hours per day)	
8.	Type of industry I. Natural fibres (N), Synthetic fibres (S), Blend (NS) II. Pre-treatment (Pt), Dyeing (D), Printing (Pr), Finishing (F), Garment washing (GW) III. Batch process (B), Continuous process (C)	Yarn / Textile processing involving any effluent/emission generating processes including bleaching, dyeing, printing and colouring	
9.	Consumption of utility, water and raw materials per kg of material processed		
		As per consent (Kg/day)	Average (Kg/day) (last three months)
	Production in (Kg)	3MT/per day	-
	Steam (MT)	.750T/hr	-
	Water (KL)	-	-
	Raw material (dyes & chemicals)	18 kg yarn 28 kg chemical	-
	Process details		

10.	Pretreatment		-			
	Dyeing		yes			
	Printing		-			
	Finishing		yes			
	Garment washing		-			
11.	Water details No. of Borewell: Availability of separate flow meter for domestic/process use:					
	Sources of water	Totalizer reading (m³)	Water consumption (KL)	Average water consumption in KLD	Specific water consumption in KL/MT	Logbook maintained (Yes/No)
	Borewell	Flow meter under maintenance	-	-	-	-

D. Effluent management section

Primary Effluent treatment plant (PETP)			
12.	PETP status: Non-operational		
13.	Installed capacity (KLD): 50 KLD		
14.	ETP consists of Collection Tank→ Flash Mixer→ Primary clarifier→ Secondary Clarifier→ Clear water Tank→ Tertiary treatment (Filters)→ to HSIIDC sewer line		
15.	Flowmeters	Operational/ Non-operational	Totalizer Reading (m³/hr)
	Operational status		
	Flow at inlet	Not installed	-
	Flow at outlet	Installed , not in use as unit was non-operational	-
	Recycling points	No recycling point	
16.	Recycled water consumption (KL, Total of last three months)	Production	Others
		NA	NA
17.	Overall in KLD & KL/MT of product	NA	NA
18.	Losses in ETP, %	NA	
19.	Treated effluent disposal point	To HSIIDC Sewer line	
20.	Status of CETP membership	CETP Barhi member	
21.	Effluent characteristics: as per analysis report of consented parameters (No samples collected)		

22.	Name of chemicals consumed at ETP along with quantity (kg/day)	Poly/Alum/Lime
23.	Sludge management	
	Mechanical system details (centrifuge/decanter etc.)	Sludge drying beds
	Sludge drying beds	Total No 02
	Average Quantity of sludge generated (Kg/day)	1.5 kg/day approx. (as informed)
24.	Availability of Environmental Lab	No
	ETP Lab details: (parameters analysed)	No lab for effluent analysis
25.	Total electric Consumption (KWh/day)	NA
	Separate Energy meter installed for ETP Average Electric Consumption at ETP (KWh/day)	NA

E. Hazardous waste section

26	Hazardous waste management	
	Authorization status	Authorization under Hazardous and other Wastes (Management & Transboundary Movement) Rules, 2016 with validity 01.10.2022 – 30.09.2024.
	Copy of agreement with recyclers/TSDF	Membership of Gujarat Enviro-Protection And Infrastructure (Haryana) Pvt Limited valid upto 10.12.2026
	Hazardous waste generated (kg/d)	As per consented HWM authorization – 2 MT ETP sludge per annum Approx. 1.5 Kg/day (as informed)

F. Fuel/power consumption

27.	Boiler capacity	0.75 Tonne
28.	APCD installed	Cyclone
29.	Type of fuel used	Biomass
30.	Fuel consumption (mention units)	300 Kg approx. per day
31.	Ash management	Disposal through HSIIDC

G. Final Assessment

32.	Observations: <ol style="list-style-type: none"> 1. The unit M/s K.M. Poly Yarn was found Non-operational on the day of visit. 2. No dyeing and washing was observed only drywork was going on. 3. As per unit representative, Unit is non-operational (self-closed) since 17.07.2024. No documents regarding self-closed status provided. 4. As informed, the unit and its PETP is under upgradation and will be operational soon. 5. As per industry representative unit is a member of HSIIDC CETP Barhi. 6. Boiler of the unit was also found non-operational.
33.	Specific recommendations/suggestions: <ol style="list-style-type: none"> 1. Unit shall inform Haryana SPCB regarding self-closure status of the unit.
34.	Overall Compliance Status: Non-Operational

Photographs



Fig.1: Entrance gate



Fig.2: Manufacturing process area



Fig.3: Boiler



Fig.4: ETP set up



Fig.5: Chemical storage



Fig.6: Borewell flow meter

Annexure - 117: M/s Dharampal Alloys Private Ltd

INDUSTRY INSPECTION REPORT (OTHERS)			
General Information & Operational Details			Date of Inspection 08.08.2024
1	Name & complete Address:	M/s Dharampal Alloys Private Ltd., Plot no. 518, Phase –II, HSIIDC, Barhi, Sonipat	
2	Spatial Coordinates in Decimal	(Latitude): 9.106916 N (Longitude): 77.040459 E	
3	Name of the contact person (s) with designation: c) Telephone/Mobile(s) d) E-mail ID(s)	Mr. Sonu, Accountant Mobile: 7027260927	
4	Year of Commissioning	2022	
5	Name of SPCB Regional Office	Regional Office Sonipat, Haryana State Pollution Control Board	
6	Operational Status of the unit If non-operational: a) Self-closed (attach copy of unit shut down letter duly certified by SPCB regional officer)	Non-operational from more than two months (No documents provided regarding closure)	
7	Operational Schedule	NA NA Number of working days per Month – Not provided	
8	Approximate Distance (Km) from River Ganga/ of its tributary(specify name)	Approx. 8.5 Km from river Yamuna	
9	Manufacturing Process flow chart for each product	Provided	
10	Material Balance Flow Chart	Not available	
11	Water Balance Flow Chart	Not available	
12	NOC status	Validity with date (Valid copy to be attached)	If not valid, whether Applied for renewal? (application and expired NOC copy to be attached)
	NOC from CGWA/ SGWA as a permission to abstract groundwater	Not available	NA
13	Consents & Authorization Status	Validity with date	If not valid, whether Applied for renewal? (application and expired consent copies to be attached)
	Consent to Operate issued under	Valid	-

	Water Act, 1974 by SPCB	07/03/2022 - 30/09/2026		
	Consent to Operate issued under Air Act, 1981 by SPCB	Valid 07/03/2022 - 30/09/2026		-
	Authorization for Hazardous Waste Disposal issued under Hazardous and Other Wastes (Management & Transboundary Movement) Rules, 2016 by SPCB	Valid 11/05/2022 to 30/09/2026		-
14	<p><u>Product(s) & Capacity-</u></p> <p>{For all main product(s) and By-product(s)}</p>	<p>i. <u>TOTAL Permitted production (As per consent):</u> Raw material (in nos. and weight): Lead Scrap – 10 MT/day Semi-finished/Finished product (in nos. and weight): Lead Ingots – 6.0 MT/day Other(s):</p> <p>ii. <u>ACTUAL TOTAL production (on previous/ inspection day):</u> Raw material (in nos. or weight): Not provided Semi-finished/ Finished product (in nos. and weight): Not provided</p>		
15	Type of Industry / Processes involved in operation (such as electroplating/ fabrication of parts/ assembly of parts/ automobile parts/ service station/ etc.)	Lead metal extraction involving different furnaces through melting, refining, re-processing, casting and alloy-making		
16	RAW WATER SUPPLY			
	Source(s) of raw water supply	HSI IDC supply		
	In case of River/ Municipal Supply/ Tankers/ Others, <u>Logbook maintained:(Yes/No)</u> (Last three months' logbooks to be attached)	Name (s) and nos. of the source: 01 (HSI IDC supply) Whether flow meter with totalizer installed at freshwater line- No Type of Flowmeter: NA Instantaneous Reading: NA m ³ /hr Totalizer Reading: NA m ³		
17		Production process, Washing, etc.	Domestic uses	Others (specify)
	Average Water Consumption (KLD) (based on logbook)	NA	NA	NA

	Water Consumption in KL/ MT of product (based on logbook)	NA	NA	NA
	Water abstracted on previous/ inspection day (KLD)	NA	NA	NA
18	PRIMARY EFFLUENT TREATMENT PLANT (PETP)			
	Installed (Yes/ No)	Yes		
	Whether Unit is connected to Individual ETP/ CETP (In case of CETP, specify the name of CETP)	Yes, CETP Barhi HSIIDC, Sonapat		
	Manufacturing Processes from where wastewater streams reaching ETP/ PETP	No information provided		
	Status of ETP/ PETP (Operational/ Non-Operational)	Non-operational		
	Designed capacity of ETP/ PETP (KLD)	NA		
	Sample collected during inspection	No, ETP and Unit was non-operational		
	Names of all treatment units	NA		
	Dimensions of treatment units	NA		
	Type of treatment process	Physico-chemical		
19	Name of chemical(s) consumed in ETP/ PETP and their quantity (in Kg/day)	No information		
	System of chemical mixing for solution preparation (Manual/ Mixer)	No information		
	System of Chemical dosing (Manual/ Mechanical through pumps)	No information		
20	PETP INLET			
	Flow meter with totalizer/ V-Notch installed at ETP/ PETP inlet	No information		
	Average Effluent Generation (KLD) (based on logbook)	NA		
	Effluent Generation in KL/ MT of product (based on logbook)	NA		
	Effluent Generation on previous/ inspection day (KLD)	NA		
21	PETP OUTLET			
	Flow meter with totalizer/ V-Notch installed at ETP/ PETP outlet	Not applicable as the unit was non-operational		
	Logbook maintained: (Yes/No) (Last three months' logbooks to be			

	attached)			
	Average Effluent Discharge (KLD) based on logbook)	NA		
	Effluent Discharge in KL/ MT of product (based on logbook)	NA		
	Effluent Discharge on previous inspection day (KLD)	NA		
22	PETP TREATED EFFLUENT RECYCLED			
	Whether unit Recycles the ETP/ PETP Treated Effluent	NA		
	Processes in which Treated Effluent is Recycled	NA		
	Flow meter (s) with totalizer/ V-Notch installed at all recirculation lines Logbook maintained: (Yes/No) (Last three months' logbooks to be attached)	Not applicable as the unit was non-operational		
		Production processes	Domestic uses	Others (specify)
	Average Water Recycled (KLD) (based on logbook)	NA	NA	NA
	Water Recycled in KL/MT of product (based on logbook)	NA	NA	NA
	Water Recycled on previous/ inspection day (KLD)	NA	NA	NA
23	Whether Unit has achieved Zero liquid Discharge? If Yes, confirm ZLD condition with the Consent to Operate issued under the Water Act, 1974 by SPCB	No Could not be verified as unit was non-operational		
24	TREATED EFFLUENT DISCHARGED			
	Consented Mode of Discharge	Through sewerage line to CETP Barhi		
	Consented Discharge (in KLD)	Not available		
	a) No. of consented outlets b) Actual no. of outlets observed during visit	02 NA		
	Whether any By-pass/ Multiple Outlets of Effluent observed	No		
	Actual Mode of discharge from the unit premises	Underground pipeline		
	Ultimate disposal point	Drain 6 through CETP Barhi and Drain 6 discharges into river Yamuna		
	Tracked route to reach river Ganga or its tributary	HSIIDC sewer line → CETP Barhi → drain 6 → supplementary drain → Najafgarh drain (Sahibi		

	(include name of drains/ intermediate rivers)	river)→ river Yamuna
25	ENVIRONMENTAL LAB	
	Availability of Environmental Lab (Also, mention type of instruments available in the lab)	No
	Staff engaged at ETP (designation along with nos.)	No
26	ELECTRICITY CONSUMPTION IN ETP	
	Whether separate energy meter installed for ETP	Not available
	Average Electricity Consumption (in KWh/day) (based on logbook)	NA
	Instantaneous energy meter reading during inspection (in KWh)	NA
27	OCEMS STATUS AND DETAILS	
	Whether installed or not	No
	Whether connected to CPCB server	NA
	Parameters displayed on OCEMS	NA
	URL, Password and login ID	NA
	Frequency of calibration	NA
	Last date of calibration	NA
	Next due date of calibration	NA
	Techniques (In-line/ On-line)	NA
Instantaneous values shown on OCEMS during inspection	NA	
28	Effluent Analysis Report- Quality of discharged effluent (for all parameters as notified for the UNIT under Environment (Protection) Rules, 1986/ required as per Consents/ SPCB norms) Samples not collected as the unit was non-operational on the day of visit and ETP was also observed as non-operational	
29	COMPLIANCE STATUS (Complying/ Non-complying)	
	Overall	Unit was non-operational
30	DOMESTIC SEWAGE TREATMENT	
	Total number of employees working in the Unit	04 person present at the time of visit
	Whether sewage line is segregated from process effluent?	Separate line to sewer
	Method of Sewage Treatment/ Disposal	Discharged to HSIIDC Sewerage
31	If STP exists ,	
	Status of STP	STP does not exist
32	STP TREATED WATER DISCHARGED	
	Consented Mode of Discharge	To sewer line
	Consented Discharge (in KLD)	1 KLD
	Actual Mode of discharge from the unit premises	Underground pipeline
	Ultimate disposal point	HSIIDC sewer line to CETP Barhi

33	SOLID WASTE & SLUDGE MANAGEMENT						
	Solid waste generated in the unit:		Production Process waste slag Raw material residues ETP Chemical Sludge				
	ETP Sludge Dewatering system		(Sludge drying beds/ Centrifuge/ Filter press/ Decanter)				
SOLID WASTE GENERATED							
34	Whether Logbook for Solid Waste Generated maintained? (Last three months' logbooks to be attached)		Not provided				
	Average Solid waste generated (in Kg/day or Kg/month) (based on the logbook)		No data provided				
	Solid waste generated on previous/ inspection day (in Kg/day or Kg/month)		No data provided				
	SOLID WASTE DISPOSED						
	Mode of Hazardous waste disposal		TSDf Site				
	If Disposal through TSDf site		(Last four Form- 10 to be attached) Not available				
	Whether Logbook for Solid Waste Disposed maintained? (Last three months' logbooks to be attached)		Not provided				
35	AIR POLLUTION – EMISSION SOURCES & CONTROL						
	Sources of air pollution	Chimney Details	APC Equipments		Emission Quality		
			Stipulated	Provided	Stipulated		
	Furnace – Rotatory and Mandir type kiln	01	Cyclone, Wet scrubber, Bag house	Cyclone, Wet scrubber, Bag house,	-	-	-
	Details of D.G Set		Capacity		Exhaust pipe (in m)		Emission Std.
Fuel Consumption		Type of fuel		Consumption		Process/ Machine	
		Electric furnace		-		Furnace	
Specific Observations:							

1. The unit was found Non-Operational at the time of inspection.
2. The unit has two furnace (kiln) installed at the industry, one dome type and one rotatory furnace.
3. No industrial activity was found going on in the premises at the time of visit.
4. Raw materials like old battery covers, lead plates and slag (process waste) found in the premises in unorganized manner.
5. No ash and dust found in bag house and cyclone area.
6. As informed by industry representative, unit is non-operational for more than 2 months, however, no document was provided in this regard.
7. No samples were collected from the unit as the ETP was also found non-operational and inaccessible at the time of visit.

PHOTOGRAPHS



Photo 1: Cyclone and wet scrubber



Photo 2: Processing Unit/Products Area



Photo 3: Processing Unit/Products Area



Photo 4: Bag House

Annexure - 118: M/s Jainsons International Plot No 525, Phase-II, HSIIDC Barhi

Unit doesn't exist at given address

Annexure - 119: M/s Royal Enterprises

<u>INDUSTRY INSPECTION REPORT</u>			
General Information & Operational Details			Date of Inspection 08/08/2024
1.	Name & complete Address:	M/s Royal Enterprises, Plot No. 555, HSIIDC, Phase-II, Barhi Sonipat, Haryana	
2.	Geographical Coordinates (Latitude and Longitude) in Decimal	N: 29.10854 E: 77.03890	
3.	Name of the: occupier/ contact person(s) with designation: o) Telephone/Mobile(s) p) E-mail ID(s)	Mr. Rajendra Singla, Director 9416060732 Mr. Rajesh Panchal, Production Head 8929106614 rampanchal94@gmail.com	
4.	Date/year of commissioning	2016	
5.	Name of SPCBs Regional Office	RO-Sonipat, HSPCB	
6.	Operational Status of the unit If non-operational: a) Self-closed then collect copy of unit shut down letter duly certified by regional officer of concerned SPCB. b) Closure notice by CPCB or SPCB then collect copy of notice and copy of unit shut down letter duly certified by regional officer of concerned SPCB. c) Any other reason, then specify and attach supporting documents	Non-operational Unit has not provided any document w.r.t either the unit is self-closed or closed due to HSPCB's closure notice/any other reason.	
7.	Operational Schedule	24-48 Operation hours per day 20 Number of Working days per month	
8.	CGWA NOC status	Validity with date (Valid copy to be attached)	If not valid, whether Applied for renewal? (application and expired NOC copy to be attached)
	NOC from Haryana Water Resources Authority	Unit has not obtained NOC from HWRA (Information not provided)	
9.	Consent Status	Validity with date (Valid copies to be attached)	If not valid, whether Applied for renewal? (application and expired consent copies to be attached)

	Consent to Operate issued under Water Act, 1974 by SPCB	Valid upto 31.03.2027		
	Consent to Operate issued under Air Act, 1981 by SPCB	Valid upto 31.03.2027		
	Authorization for Hazardous Waste Disposal issued under Hazardous and Other Wastes (Management & Transboundary Movement) Rules, 2016 by SPCB	Unit has not obtained authorization from HSPCB (Information not provided)		
10.	<u>Product(s) & Capacity-</u>	<u>TOTAL Permitted production (As per consent):</u> Raw material: Methylcobblamin/Cynocobblamin-1 kg/day Product: Methylcobblamin-0.001 MT/day		
11.	Type of Industry / Processes involved in operation (such as electroplating/ fabrication of parts/ assembly of parts/ automobile parts/ service station/ etc.)	Pharmaceutical formulation and for R & D purpose (For sustained release/extended release of drugs only and not for commercial purpose)		
	RAW WATER SUPPLY			
12.	Source(s) of raw water supply	HSI IDC supply & 01 no. Borewell		
	In case of Borewell/ Tubewell,	No. of Borewell(s) found in the unit premises: 01 no. Whether flow meter with totalizer installed at borewell line- No		
13.		Production process, Washing, etc.	Domestic	Others (specify)
	Average Water Consumption (KLD) (based on logbook of Water abstracted)	No flowmeter is installed on borewell & HSI IDC supply line and unit is not maintaining logbook for fresh water abstraction/consumption		
	Water abstracted during the inspection (KLD)			
	Water Consumption in KL/ MT of product			
	EFFLUENT TREATMENT PLANT			
14.		Installed -Yes		
	Status of ETP/ PETP	Non-Operational		
	Sample collected during inspection	No, the plant/manufacturing was found non-operational during visit		
	Type of Sampling	NA		
	Designed capacity of ETP /PETP (in KLD)	-		
	Names of all treatment units	Collection tank → Physico-chemical treatment → ACF → MGF		
Dimensions of treatment units	NA			

	Processes from where wastewater streams reaching ETP/ PETP	Floor or vessel washing, as informed		
	Type of treatment process	Physico-chemical & Filtration		
	ETP/ PETP INLET			
	Flow meter with totalizer installed at ETP/ PETP inlet	No		
		Production processes	Domestic uses	Others (specify)
15.	Average Effluent Generation (KLD) (based on logbook of ETP/ PETP inlet)	NA		
	Effluent Generation during the inspection (KLD)			
	Effluent Generation in KL/ MT of product			
	ETP/ PETP OUTLET			
	Flow meter with totalizer installed at ETP/ PETP outlet	No		
		Production processes	Domestic uses	Others (specify)
16.	Average Effluent Discharge (KLD) (based on logbook of ETP/ PETP outlet)	NA		
	Effluent Discharge during the inspection (KLD)			
	Effluent Discharge in KL/ MT of product			
	TREATED EFFLUENT RECYCLED			
17.	Flow meter (s) at all recirculation lines installed with totalizer	No information provided		
	TREATED EFFLUENT DISCHARGED			
18.	m) No. of consented outlets n) Actual no. of outlets observed during visit	01		
	Mode of discharge from the unit premises	Open channel (lined/ unlined)/ Underground pipeline/ Surface pipeline		
19.	Observations: <ol style="list-style-type: none"> 1. The unit was found non-operational during visit and all the vessel used for pharmaceutical formulation were found completely empty and dry during visit. 2. No workers/manpower observed in the manufacturing plant. 3. ETP was observed at site, but found to be non-operational since long as the ETP treatment units and pipeline connections were found disconnected. 			

	<p>4. The unit has not provided any document w.r.t either the unit is self-closed or closed due to HSPCB's closure notice/any other reason.</p> <p>5. The unit has not provided any documents/information i.e., fresh water logbook, ETP logbook etc.</p>
<p>20.</p>	<p>Specific Recommendations/Suggestions:</p> <ol style="list-style-type: none"> 1. Intimate HSPCB regarding stoppage of manufacturing operations at the earliest. 2. Intimate HSPCB before resumption of manufacturing operations.

Photographs

<p>Fig.1: Entrance gate</p> 	<p>Fig.2: Manufacturing process area</p> 
<p>Fig.3: ETP set up</p> 	<p>Fig.4: Borewell without flowmeter</p> 

Annexure - 120: M/s AKKS Textiles Pvt. Ltd.

INDUSTRY INSPECTION FORMAT (Textile)

Date of inspection: 08.08.2024

1.	Name of the unit with complete postal address:	M/s AKKS Textiles Pvt. Ltd. Plot No. 558, HSIIDC, Phase-II, Barhi, Sonipat, Haryana
2.	Spatial Co-ordinates (Latitude & longitude) in Decimal format only	29.10949, 77.03966
3.	Name of Contact person with designation Phone & Email:	Only security guard found at site and he refused to give any contact details
4.	Industry Operational status	Non-operational

5.	Observations: <ol style="list-style-type: none"> Unit was found non-operational. No machinery observed in the manufacturing area. The unit has intimated to HSPCB regarding stoppage of manufacturing operations due to maintenance and boiler change, vide an email dated 03.04.2024. Copy of the same was provided. Only Security guard was observed at site.
6.	Based on the inspection, following points are recommended: <ul style="list-style-type: none"> Intimate HSPCB before resumption of manufacturing operations.
7.	Inspection team details:

Photographs

Annexure - 121: M/s Balaji Processor

INDUSTRY INSPECTION FORMAT (Textile)**A. General section****Date of inspection:** 09.08.24

1.	Name of the unit with complete postal address:	M/s Balaji Processor Plot No 593 Phase II HSIIDC, Barhi Sonipat
2.	Spatial Co-ordinates (Latitude & longitude) in Decimal format only	29.109919, 77.040787
3.	Name of Contact person with designation Phone & Email:	Mr. Hempal, Supervisor (8059446043) Mr. Vishal Jain, Director (7988632636)
4.	Industry Operational status	Non-operational due to unavailability of work order

B. Consent section

5.	Consent	Yes/No/Applied	Validity (Period)
	Air /Water	Yes	30.09.2026
	Hazardous waste authorization	Yes	30.09.2026
	NOC from Haryana Water Resources Authority	No	Expired on 02.07.23 for abstraction of 50 m ³ /day ground water

C. Production, Process and Infrastructure

Production details		
6.	Product manufactured (dyed yarn/dyed fabric/garments/denim)	Washing of cotton & polyester fabric & garments
7.	<p>Observations:</p> <ol style="list-style-type: none"> Unit has not provided display board as per guidelines, at front gate. Unit & ETP both found non-operational during inspection. However, unit has not intimated to the concerned HSPCB RO office for the same. As informed by unit representative, industry operates intermittently due to unavailability of order. Unit has obtained CTO for washing of 1000 no. of fabric per day. However, as informed unit is engaged in the dyeing and washing of cotton & polyester fabric & garments. Unit has installed 5 no. of soft flow machine for dyeing & washing. Unit has not maintained any record of chemical consumption, production, ETP operation, fresh water consumption etc. Unit has installed 50 KLD PETP consists of flash mixture, tube settler and filtration system. Pre-treated effluent is being discharge in to HSIIDC sewer line for further treatment at CETP. Flow meter found installed at ETP outlet only. Unit has installed one borewell to meet the process water requirement. However, flow meter is not installed for metering. 	

	<p>9. Unit has installed 0.5 T/hr. baby boiler operated on LPG as a fuel to meet the steam requirements.</p> <p>10. As per the Form 10 dated 17.07.2024, unit has handed over the 700 kg of ETP sludge to authorized recycler namely Gujarat Enviro Protection & Infrastructure Ltd. for final disposal.</p>
<p>8.</p>	<p>Recommendations:</p> <ol style="list-style-type: none"> 1. Intimate to the concern HSPCB RO office for non-operational period. 2. Maintain proper record of chemical consumption, production, ETP operation, fresh water consumption etc. for operational period. 3. Install flow meter at borewell and ETP inlet and maintain the logbook. 4. Provide display board as per guideline at the entry gate.

Photographs

Fig.1: Entrance gate



Fig.2: Process area



Fig.3: Non-operational ETP



Fig.4: Flow meter at ETP outlet



Fig.5: Non-operational boiler



Fig.6: LPF for boiler operation



Annexure - 122: M/s Ghanshyam Dyes and Fabtex

INDUSTRY INSPECTION FORMAT (Textile)**A. General section****Date of inspection: 12.08.2024**

1.	Name of the unit with complete postal address:	M/s Ghanshyam Dyes and Fabtex Plot No 641 Phase II HSIIDC, Barhi Sonipat
2.	Spatial Co-ordinates (Latitude & longitude) in Decimal format only	29.108282, 77.041465
3.	Name of Contact person with designation Phone & Email:	Mr. Pawan Mittal (9810041043) Mr. Salik Ram (9312853144)
4.	Industry Operational status	Non-operational due to unavailability of order

B. Consent section

(Attach valid copies, or if expired then attach recent expired copies along with copy of application)

5.	Consent	Yes/No/Applied	Validity (Period)
	Air /Water	Yes	30.09.2027
	Hazardous waste authorization	Yes	30.09.2027
	NOC from Haryana Water Resources Authority	Applied (on 03.07.024)	Expired on 07.07.24 for abstraction of 50 m ³ /day ground water

C. Production, Process and Infrastructure

Production details	
6.	Product manufactured (dyed yarn/dyed fabric/garments/denim) Dyeing of cotton fabric
7.	Observations: <ol style="list-style-type: none"> Unit & ETP both found non-operational during inspection. However, unit has not intimated to the concern HSPCB RO office for the same. No technical person was available. As informed by the guard, industry is closed since 3 days due to unavailability of order. However, raw grey fabric found stored in the unit premises in huge quantity. As informed unit is engaged in the dyeing of cotton fabric using 14 no. of Jigger.

Photographs

Fig.1: Entrance gate



Fig.2: Process area



Fig.3: Raw material storage



Fig.4: Non-operational ETP



Fig.5: Non-operational boiler



Annexure - 123: M/s Anju International

INDUSTRY INSPECTION FORMAT (Textile)**A. General section**

Date of inspection:08.08.2024

1.	Name of the unit with complete postal address:	M/s Anju International, Plot No. 165, HSIIDC, Phase III, Barhi, Sonipat
2.	Spatial Co-ordinates (Latitude & longitude) in Decimal format only	29.099434 77.028206
3.	Name of Contact person with designation Phone & Email:	Sh. Gagandeep Suri 9811727919 anjuinternational9@gmail.com
4.	Industry Operational status	Non-operational due to no work order

B. Consent section

(Attach valid copies, or if expired then attach recent expired copies along with copy of application)

5.	Consent	Yes/No/Applied	Validity (Period)
	Air /Water	Yes	31.03.2029
	Hazardous waste authorization	Not valid on the day of inspection	Applied on 29.08.2024 and application sent via email
	NOC from CGWA/other authority	Not provided	

C. Production, Process and Infrastructure

Production details			
6.	Number of operational days in last three months	Not provided	
7.	Operation schedule (Operation hours/day)	Not provided	
8.	Type of industry 1. Natural fibres (N), Synthetic fibres (S), Blend (NS) 2. Pre-treatment (Pt), Dyeing (D), Printing (Pr), Finishing (F), Garment washing (GW) 3. Batch process (B), Continuous process (C)	I	II
		Natural fibre	Washing
9.	Product manufactured (dyed yarn/dyed fabric/garments/denim)	Washing and knitting of fabric	
10.	GSM of product (for fabric/ denim/ garment etc.)	Not provided	
11.	Consumption of utility, water and raw materials per kg of material processed		
		As per consent	Average

		(last three months)	
	Production in (Kg/ Sq. meter/ nos.)	1) Knitted items- 1200 nos./day 2) Knitted fabrics- 1000 nos./day	Not provided
	Steam (MT)	-	-
	Water (KL)	Not provided	
	Raw material (dyes & chemicals)	Cotton yarn -0.5 MT/day Cotton fabric – 0.2 MT/day	Not provided
12.	Process details		
	Knitting → Tailoring → Washing → Finishing → Packing		
13.	Details of wet processing machinery (Nos. & Capacity)	Not provided	
14.	MLR of process machinery	Not provided	
15.	<p>🔍 Specific Observations:</p> <ol style="list-style-type: none"> 1. The unit was found non-operational at the time of inspection. 2. As informed the unit was non-operational due to lack of work order. 3. However, the physical condition of the unit indicated that it had been operational and was shut down only on the arrival of the inspection team. 4. No documents or information was provided by the unit except water & air consent, HW application (applied on 29.08.2024 and sent via email) and logbook of ETP which as per the logbook has been operated 6 days in the last three months. However, production logbook was not provided. 5. ETP was installed at the top of a chamber and was observed to be dry. No stairs were installed to reach the ETP. 		

Photographs

Fig.1: Entrance gate



Fig.2: Clothes in washer



Fig.4: Clothes kept on tables



Fig.5: Wet clothes in basket



Fig.6: ETP



Fig.7



Annexure - 124: M/s Alpha Chemicals & Intermediate

INDUSTRY INSPECTION REPORT (OTHERS)			
General Information & Operational Details		Date of Inspection: 08th August, 2024	
1.	Name & complete Address:	M/s Alpha Chemicals & Intermediate, Plot no. 169, Phase-III HSIIDC, Barhi, Sonipat	
2.	Spatial Coordinates in Decimal	(Latitude): 29.134900 N (Longitude): 77.028580 E	
3.	Name of the contact person (s) with designation: g) Telephone/Mobile(s) h) E-mail ID(s)	Sh. Ashok Kumar, Commercial Director Mob: 9813061708, ashok2310@gmail.com 2) Sh. Bhupendra Singh, Technical Director Mob: 8053610299, alphachem.snp1@gmail.com	
4.	Year of Commissioning	2023	
5.	Name of SPCB Regional Office	Sonipat	
6.	Operational Status of the unit If non-operational: A. Self-closed (attach copy of unit shut down letter duly certified by SPCB regional officer) B. Closure notice by CPCB or SPCB (attach copy of notice and copy of unit shut down letter duly certified by SPCB regional officer) C. Any other reason (attach supporting documents)	Non-operational due to no electricity in the entire area If any, also mention time and since	
7.	Operational Schedule	08 Hours per Shift 02 Shift per day 26 Number of working days per Month (Max)	
8.	Approximate Distance (Km) from River Ganga/ of its tributary(specify name)	Approx. 15 km (measure via Google map)	
9.	Manufacturing Process flow chart for each product	Chemicals (list enclosed) → Testing → Reaction in closed vessel → Filtration → Drying → Quality check → Packing	
10.	NOC status	Validity with date (Valid copy to be attached)	If not valid, whether Applied for renewal? (application and expired NOC copy to be attached)
	NOC from CGWA/ SGWA as a permission to abstract groundwater	No NOC (No information provided)	-
11.	Consents & Authorization Status	Validity with date (Valid copies to be)	If not valid, whether Applied for renewal?

		attached)	(application and expired consent copiesto be attached)	
	Consent to Operate issued under Water Act, 1974 by SPCB	30.09.2027		
	Consent to Operate issued under Air Act, 1981 by SPCB	30.09.2027		
	Authorization for Hazardous Waste Disposal issued under Hazardous and Other Wastes (Management & Transboundary Movement) Rules, 2016 by SPCB	30.09.2027		
12.	<u>Product(s) & Capacity-</u> {For all main product(s) and By-product(s)}	<p>1. <u>TOTAL Permitted production (As per consent):</u>Raw material (in nos. and weight): Not provided</p> <p>2. Semi-finished/Finished product (in nos. and weight: 18 kg/day <u>ACTUAL TOTAL production (on previous/ inspection day):</u> Raw material (in nos. or weight): 3.5 kg/lot Semi-finished/ Finished product (in nos. and weight): 2.75 kg/lot</p>		
13.	Type of Industry / Processes involved in operation (such as electroplating/ fabrication of parts/ assembly of parts/ automobile parts/ service station/ etc.)	Organic chemical manufacturing unit		
RAW WATER SUPPLY				
14.	Source(s) of raw water supply	Municipal supply		
	In case of River/ Municipal Supply/ Tankers/ Others, <u>Logbook maintained:(Yes/No)</u> (Last three months' logbooks to be attached)	Name (s) and nos. of the source: Whether flow meter with totalizer installed at freshwater line(Yes/No) <u>Type of Flowmeter:</u> mechanical/ digital/ electromagnetic/ultrasonic etc. Instantaneous reading: Non-operational due to no electricity		
15.		Production process, Washing, etc.	Domestic uses	Others (specify)
	Average Water Consumption (KLD) (based on logbook)	4 KLD (based on last water bill)	0.2 KLD	
	Water Consumption in KL/ MT of product (based on logbook)			
16.	Water abstracted on previous/ inspection day (KLD)	0.18 KLD	0.1 KLD	
17.	EFFLUENT TREATMENT PLANT (ETP) / PRIMARY ETP			
	Installed (Yes/ No)	Yes		

	Whether Unit is connected to Individual ETP/ CETP (In case of CETP, specify the name of CETP)	Individual ETP
	Manufacturing Processes from where wastewater streams reaching ETP/ PETP	Filtration
	Status of ETP/ PETP (Operational/ Non-Operational)	Non-operational
	Designed capacity of ETP/ PETP (KLD)	5 KLD
	Sample collected during inspection	No
	Names of all treatment units	O& G tank → Collection tank → Mixing tank → Clarifier → Tube settler → sand filter → carbon filter
	Type of treatment process	Physico-chemical followed by filtration
18.	Name of chemical(s) consumed in TP/ PETP and their quantity (in Kg/day)	Lime, chemical & Poly electrolyte
	System of chemical mixing for solution preparation (Manual/ Mixer)	Mechanical
	System of Chemical dosing (Manual/ Mechanical through pumps)	Mechanical through pumps
19.	ETP/ PETP INLET	
	Flow meter with totalizer/ V-Notch installed at ETP/ PETP inlet	No
	Average Effluent Generation (KLD) (based on logbook)	Information not provided
	Effluent Generation in KL/ MT of product (based on logbook)	Information not provided
	Effluent Generation on previous/ inspection day (KLD)	Information not provided
20.	ETP/ PETP OUTLET	
	Flow meter with totalizer/ V-Notch installed at ETP/ PETP outlet	No Type of Flowmeter: mechanical/ digital/ electromagnetic/ultrasonic etc. Instantaneous flow rate Reading: Non-operational at the time of inspection m3/hr
	Logbook maintained: (Yes/No) (Last three months' logbooks to be attached)	Yes
	Average Effluent Discharge (KLD)	0.399 KLD (As per logbook provided)

	based on logbook)	
	Effluent Discharge in KL/ MT of product (based on logbook)	-
	Effluent Discharge on previous inspection day (KLD)	-
21.	ETP/ PETP TREATED EFFLUENT RECYCLED	
	Whether unit recycles the ETP/ PETP Treated Effluent	Yes
	Processes in which Treated Effluent is Recycled	In cooling tower
22.	TREATED EFFLUENT DISCHARGED	
	Consented Mode of Discharge	Recycle & reuse
	Consented Discharge (in KLD)	Trade effluent – 2 KLD, Domestic -1 KLD
	1. No. of consented outlets 2. Actual no. of outlets observed during visit	00
	Whether any By-pass/ Multiple Outlets of Effluent observed	No
	Actual Mode of discharge from the unit premises	NA
	Ultimate disposal point	NA
	Tracked route to reach river Ganga or its tributary (include name of drains/ intermediate rivers)	NA
23.	ENVIRONMENTAL LAB	
	Availability of Environmental Lab (Also, mention type of instruments available in the lab)	No
	Staff engaged at ETP (designation along with nos.)	02
24.	ELECTRICITY CONSUMPTION IN ETP	
	Whether separate energy meter installed for ETP	Yes
	Average Electricity Consumption (in KWh/day) (based on logbook)	0.216 KWH (As per logbook of 08 days provided for the month of July
	Instantaneous energy meter reading during inspection (in KWh)	Non-operational at the time of inspection
25.	OCEMS STATUS AND DETAILS	
	Whether installed or not	No
	Whether connected to CPCB server	NA
26.	COMPLIANCE STATUS (Complying/ Non-complying)	
	As per effluent discharge norms	
	Overall	Non-operational
27.	DOMESTIC SEWAGE TREATMENT	
	Total number of employees working in the Unit	09

	Whether sewage line is segregated from process effluent?	Yes					
	Method of Sewage Treatment/Disposal	Discharged to Municipal Sewerage					
28.	SOLID WASTE & SLUDGE MANAGEMENT						
	Solid waste generated in the unit:	ETP Chemical Sludge					
	ETP Sludge Dewatering system	Sludge drying beds					
	SOLID WASTE GENERATED						
	Whether Logbook for Solid Waste Generated maintained?	Yes					
	Average Solid waste generated (in Kg/day or Kg/month) (based on the logbook)	1.1 kg/day (As per logbook of 08 days provided for the month of July, 2024)					
	Solid waste generated on previous/inspection day (in Kg/day or Kg/month)	0.5 kg					
	SOLID WASTE DISPOSED						
	Mode of Hazardous waste disposal If Disposal through TSDF site	Agreement with GEPIL					
	Whether Logbook for Solid Waste Disposed maintained? (Last three months' logbooks to be attached)	Not disposed yet					
	Average Solid waste disposed (in Kg/day or Kg/month) (based on the logbook)	NA					
	Solid waste disposed on previous/inspection day (in Kg/day or Kg/month)	NA					
29.	AIR POLLUTION – EMISSION SOURCES & CONTROL :						
	Sources of air pollution	Chimney Details	APC Equipments		Emission Quality		
			Stipulated	Provided	Stipulated		
	Details of D.G Set		Capacity		Exhaust pipe (in m)		Emission Std.
			30 kW		Information not provided		
	Fuel Consumption		Type of fuel		Consumption		Process/Machine
			Diesel		Not provided		
30.	Specific Observations:						
	1. The unit was found non-operational due to no electricity in the entire area.						
	2. The unit is involved in the manufacture of organic chemicals including which are sold to other units to be						

used in medicines.

3. The fresh water requirements of the unit are fulfilled by municipal supply which is approx. 4 KLD as per the documents provided out of which 1 KLD is used for domestic purposes.
4. The effluent generated is sent to the ETP which consists of O& G trap, collection tank, a mixing tank, clarifier, tube settler followed by ACF & PSF.
5. No Flowmeters were observed at ETP inlet and outlet. However, the unit has provided logbook of the same.
6. As per the logbooks provided, an avg. of 0.4 KLD of effluent is treated in the ETP which is then reused in the process or is evaporated using an evaporator.
7. The sludge generated is dried in sludge drying beds and is then given to GEPIL.

PHOTOGRAPHS

Photo 1: Main Entrance Gate



Photo 2: Processing Unit/Products Area



Photo 3: ETP



Photo 4: Cooling Tower



Annexure - 125: M/s Sino India Textiles Pvt. Ltd., Plot no. 687

INDUSTRY INSPECTION FORMAT (Textile)**A. General section****Date of inspection: 09.08.2024**

1.	Name of the unit with complete postal address:	M/s Sino India Textiles Pvt. Ltd., Plot No. 687, HSIIDC, Phase II, Barhi, Sonipat
2.	Spatial Co-ordinates (Latitude & longitude) in Decimal format only	29.111944 77.039268
3.	Name of Contact person with designation Phone & Email:	Sh. Rajnish Kalra, Supervisor Mob: 7027775333 Email: hr@www.sinoindiatextiles.in
4.	Industry Operational status	Non-operational due to no job work

B. Consent section

(Attach valid copies, or if expired then attach recent expired copies along with copy of application)

5.	Consent	Yes/No/Applied	Validity (Period)
	Air /Water	Yes	30.09.2027
	Hazardous waste authorization	Not available (Not provided by unit)	
	NOC from CGWA/other authority	Not available (Not provided by unit)	

C. Production, Process and Infrastructure

Production details				
6.	Number of operational days in last three months	25 days (in the month of July)		
7.	Operation schedule (Operation hours/day)	General shift		
8.	Type of industry <ul style="list-style-type: none"> • Natural fibres (N), Synthetic fibres (S), Blend (NS) • Pre-treatment (Pt), Dyeing (D), Printing (Pr), Finishing (F), Garment washing (GW) • Batch process (B), Continuous process (C) 	I	II	III
		Polyester	Preparation of fabric from yarn (polyester)	Batch
9.	Product manufactured (dyed yarn/dyed fabric/garments/denim)	Preparation of fabric from yarn (polyester)		
10.	Consumption of utility, water and raw materials per kg of material processed			
		As per consent	Average (last three months)	

	Production in (Kg/ Sq. meter/ nos.)	100000 cases/day	18562.2 kg/day (18.56 TPD)(As per logbook for the month of July 2024)		
	Steam (MT)		-		
	Water (KL)	0.5 KLD	450-500 l/day		
	Raw material (dyes & chemicals)		No chemical		
11.	Process details Not applicable				
	Pretreatment				
	Dyeing				
	Printing				
	Finishing				
	Garment washing				
12.	Fresh Water consumption Availability of separate flow meter for domestic/process use: No				
	Sources of water	Totalizer reading (m³)	Water consumption (KL) (Total of last three months)	Average water consumption (in KLD)	Logbook maintained (Yes/No)
	Borewell 1	Flowmeter not available	0.5 KL/day	-	Not provided
	Specific water consumption in KL/MT		0.027 KL/MT		


D. Effluent management and disposal

13.	Flowmeters details	Availability (Yes/No)	Totalizer Reading (m³/hr.)
	Flow at inlet	No	-
	Flow at outlet	No	-
	Recycling points	No	-
14.	Effluent generation (KLD)	0.5 KLD	
15.	Specific effluent generation (KL/MT of product)	0.027 KL/MT	
16.	Effluent disposal (KLD)	Water is filtered and reused in process (As informed)	
17.	Recycled water consumption (Avg. in KLD)	Logbook not maintained	
18.	Specific recycled water consumption (KL/MT of product)	Logbook not maintained	
Effluent treatment plant (ETP)			

19.	ETP status: No ETP was present in the unit. The unit had 03 settling tanks after which the effluent was being filtered and reused in the process for cooling of machinery. After recirculating the water for 4-5 days , it is evaporated using an evaporator.	
20.	Installed capacity (KLD): NA Utilized capacity (KLD):	
21.	ETP consists of: (flow diagram) same as pt. 23	
22.	Status of storm water management	HSI IDC storm water line
23.	Sludge management & disposal Information not available	
24.	Separate Energy meter installed for ETP	Not applicable

E. Fuel/power consumption

25.	Boiler capacity	Boiler not available
-----	-----------------	----------------------


Specific Observations:
<ol style="list-style-type: none"> 1. The unit was found non-operational due to no work order at the time of inspection. 2. As informed, the unit is involved in the knitting of yarn from thread. As per the water consent, the unit falls under the green category. 3. Water is required only for cooling of machinery within the unit. 4. No ETP was observed in the unit. The unit only had 03 settling tanks in place of ETP after which the effluent was being filtered and reused in the process. As informed, the water is recirculated for 4-5 days and then evaporated in the evaporator. However, no details of evaporator were provided by the unit.
Compliance status : Non-operational

Photographs

Fig.1: Entrance gate



Fig.2: Manufacturing process area



Fig.3: ETP set up



Fig.5: Unit premises



Annexure - 126: M/s Smart Enterprises, Plot No. 97-98, Phase III

INDUSTRY INSPECTION REPORT (OTHERS)			
General Information & Operational Details			Date of Inspection: 12.08.2024
1.	Unit Code	-	
2.	Name & complete Address:	M/s Smart Enterprises, Plot No. 97-98, Phase III	
3.	Spatial Coordinates in Decimal	(Latitude): 29.101242 N (Longitude): 77.031641 E	
4.	Name of the contact person (s) with designation: 1. Telephone/Mobile(s) 2. E-mail ID(s)	Sh. Gautam Khurana, Partner 9871220857 Gautam.Khurana@stsmart.in	
5.	Year of Commissioning	12.02.2021	
6.	Name of SPCB Regional Office	Sonipat Haryana	
7.	Operational Status of the unit	Non-operational due to expansion work (Not informed to SPCB)	
8.	Operational Schedule	25 number of working days per Month	
9.	Approximate Distance (Km) from River Ganga/ of its tributary(specify name)	-	
10.	Manufacturing Process flow chart for each product	Raw material → Degreasing → Aluminum/copper winding → Powder coating → Drying → Assembling → Quality check Packing	
11.	Material Balance Flow Chart	Not Provided	
12.	Environmental Clearance (copy to be attached)	Not Provided	
13.	Water Balance Flow Chart	Not Provided	
14.	NOC status	Validity with date (Valid copy to be attached)	If not valid, whether Applied for renewal?(application and expired NOC copy to be attached)
	NOC from CGWA/ SGWA as a permission to abstract groundwater		Applied (The application provided is unsigned and not system generated)
15.	Consents & Authorization Status	Validity with date (Valid copies to be attached)	If not valid, whether Applied for renewal? (application and expired consent copy to be attached)
	Consent to Operate issued under Water Act, 1974 by SPCB	Upto 30.09.2025	
	Consent to Operate issued under	Upto 30.09.2025	

	Air Act, 1981 by SPCB			
	Authorization for Hazardous Waste Disposal issued under Hazardous and Other Wastes (Management & Transboundary Movement) Rules, 2016 by SPCB	Upto 30.09.2025		
16.	Product(s) & Capacity- {For all main product(s) and By-product(s)}	<p>A. <u>TOTAL Permitted production (As per consent):</u> Raw material (in nos. and weight): Attached Finished product (in nos.): 300</p> <p>B. <u>ACTUAL TOTAL production (on previous/ inspection day):</u> Raw material (in nos. or weight): Semi-finished/ Finished product (in nos. and weight): Non-operational</p>		
17.	Type of Industry / Processes involved in operation (such as electroplating/ fabrication of parts/ assembly of parts/ automobile parts/ service station/ etc.)	Powder coating & Phosphating		
18.	RAW WATER SUPPLY			
	Source(s) of raw water supply	Municipal supply		
	In case of River/ Municipal Supply/ Tankers/ Others, <u>Logbook maintained:</u> (Yes/No) (Last three months' logbooks to be attached)	Non-operational		
19.		Production process, Washing, etc.	Domestic uses	Others (specify)
	Average Water Consumption (KLD) (based on logbook)	1.5 KLD	2 KLD	
	Water Consumption in KL/ MT of product (based on logbook)			
	Water abstracted on previous/ inspection day (KLD)			
20	EFFLUENT TREATMENT PLANT (ETP) / PRIMARY ETP			
	Installed (Yes/ No)	Dismantled		
21	ETP/ PETP TREATED EFFLUENT RECYCLED			
	Whether unit recycled the ETP/ PETP Treated Effluent	No		
	Processes in which Treated Effluent is Recycled	NA		
	TREATED EFFLUENT DISCHARGED			

22	Consented Mode of Discharge	Partially reused and partially evaporated
	Consented Discharge (in KLD)	NA
	1 No. of consented outlets	NA
	2 Actual no. of outlets observed during visit	
	Whether any By-pass/ Multiple Outlets of Effluent observed	No
	Actual Mode of discharge from the unit premises	NA
23	Tracked route to reach river Ganga or its tributary (include name of drains/ intermediate rivers)	
24	ENVIRONMENTAL LAB	
	Availability of Environmental Lab (Also, mention type of instruments available in the lab)	No
	Staff engaged at ETP (designation along with nos.)	01
25	COMPLIANCE STATUS (Complying/ Non-complying)	
	As per effluent discharge norms	Non-operational
	Overall	Non-operational
26	SOLID WASTE & SLUDGE MANAGEMENT	
	Solid waste generated in the unit:	ETP Chemical Sludge
	ETP Sludge Dewatering system	(Sludge drying beds/ Centrifuge/ Filter press/ Decanter)
	SOLID WASTE GENERATED	
	☛ Specific Observations:	
	A. The unit has three units in one premises. Out of the three, unit running on plot no. 97-98 was found non-operational at the time of inspection since its undergoing expansion work.	
	B. As informed, the unit is non-operational since 19 th July, 2024. However, no intimation has been provided to HSPCB regarding the same.	
	C. The ETP was observed to be dismantled at the time of inspection.	
	☛ Specific Recommendations/Suggestions:	
	The unit may be reinspected BY HSPCB once its operational for compliance verification	

PHOTOGRAPHS

Photo 1: Main Entrance Gate



Photo 2: Processing Unit/Products Area



Photo 5: Dismantled ETP

Photo 6: Unit premises



Annexure - 127: M/s Rail Coach Naveenikaran Karkhana Sonipat

<u>INDUSTRY INSPECTION REPORT</u>	
<i>General Information & Operational Details</i>	Date of Inspection 12/08/2024
Name & complete Address:	M/s Rail Coach Naveenikaran Karkhana Sonipat, HSIIDC, Phase III, Barhi Industrial Area, Sonipat, Haryana
Geographical Coordinates (Latitude and Longitude) in Decimal	Latitude: 29.114281, Longitude: 77.035493
Name of the: occupier/ contact person(s) with designation: D. Telephone/Mobile(s) E. E-mail ID(s)	Sh. Shiv Kumar Puri (Asst. Electrical Engineer)
Date/year of commissioning	27.10.2022
Name of SPCBs Regional Office	Regional Office, Haryana State Pollution Control Board (HSPCB), Sonipat
Operational Status of the unit	Operational
Operational Schedule	08 hours (Operation hours per day)
Approximate Distance (Km) from River Ganga / or its tributary (specify name of the tributary) (measure via Google map)	25 km approx.

	Manufacturing process flow chart for each product (Flowchart to be attached)	Maintenance & Repair of rail coach (wagon)	
	CGWA NOC status	Validity with date (Valid copy to be attached)	If not valid, whether Applied for renewal? (application and expired NOC copy to be attached)
	NOC from CGWA as a permission to abstract groundwater (copy to be attached)	Not applicable	-
	Consent Status	Validity with date (Valid copies to be attached)	If not valid, whether Applied for renewal? (application and expired consent copies to be attached)
	Consent to Operate issued under Water Act, 1974 by SPCB (copy to be attached)	01.04.2024 to 31.03.2025	-
	Consent to Operate issued under Air Act, 1981 by SPCB (copy to be attached)	01.04.2024 to 31.03.2025	-
	Authorization for Hazardous Waste Disposal issued under Hazardous and Other Wastes (Management & Transboundary Movement) Rules, 2016 by SPCB (copy to be attached)	Not available (Not provided by unit)	-

	<p><u>Product(s) & Capacity-</u></p> <p>{For all main product(s) and By-product(s)}</p>	<p>1. <u>TOTAL Permitted production (As per consent):</u> Raw material (in nos. and weight in TPD): Aluminium sheets- 0.01 MT/day, Stainless steel-1.4 MT/day, Hard wood/ply board- 1.46 MT/day, Paints of different colours- 0.5 kilo liters/day, Fibre panel/Sunmica sheets- 5.7 MT/day Other(s): NA</p> <p>2. <u>ACTUAL TOTAL production (during the inspection): Not provided</u> Raw material (in nos. or weight in TPD): Not provided Semi-finished/ Finished product (in TPD): Not provided Other(s): NA</p>		
	<p>Type of Industry / Processes involved in operation (such as electroplating/ fabrication of parts/ assembly of parts/ automobile parts/ service station/ etc.)</p>	<p>Railway locomotive workshop/Integrated road transport workshop/Authorized service centers (having waste-water generation < 100 KLD)</p>		
<p>RAW WATER SUPPLY</p>				
	<p>Source(s) of raw water supply</p>	<p>Supply water (Logbook not maintained)</p>		
	<p>In case of Borewell/ Tubewell, <u>Logbook maintained:</u>(Yes/No) (Last three months' logbooks to be attached)</p>	<p>Not applicable</p>		
	<p>Average Water Consumption (KLD) (based on logbook of Water abstracted)</p> <p>Water abstracted during the inspection (KLD)</p> <p>Water Consumption in KL/ MT of product</p>	<p>Production process, Washing, etc.</p>	<p>Domestic</p>	<p>Others (specify)</p>
		<p>Logbook not maintained</p>		

EFFLUENT TREATMENT PLANT (ETP)/ PRIMARY ETP	
Installed	Yes
Whether unit is connected to individual ETP/CETP (incase of CETP, specify the name of CETP)	No
Manufacturing processes from where waste water streams reaching ETP/PETP	Not applicable
Status of ETP/ PETP (Operational/Non-operational)	ETP installed, however, not started as no effluent was being generated in the unit premises
Designed capacity of ETP /PETP (in KLD)	Not provided
Sample collected during inspection	Not applicable
Type of Sampling	Not applicable
Names of all treatment units (Flowchart to be attached) Also, mention name of operational treatment units	Not provided
Type of treatment process	-
Processes from where wastewater streams reaching ETP/ PETP	Not applicable
Name of chemical(s) consumed in ETP/ PETP and their quantity (in Kg/day)	Not applicable
System of Chemical dosing (Manual/ Mechanical through pumps)	Not applicable
ETP/ PETP INLET	
Flow meter with totalizer installed at ETP/ PETP inlet <u>Logbook maintained:</u> (Yes/No) (Last three months' logbooks to be attached)	Flow meter not installed

		Production processes	Domestic uses	Others (specify)
Average Effluent Generation (KLD) (based on logbook of ETP/PETP inlet)	Not applicable			
Effluent Generation during the inspection (KLD)				
Effluent Generation in KL/ MT of product				
ETP/ PETP OUTLET				
Flow meter with totalizer installed at ETP/ PETP outlet	Not applicable			
<u>Logbook maintained:</u> (Yes/No) (Last three months' logbooks to be attached)				
Average Effluent Discharge (KLD) (based on logbook of ETP/PETP outlet)	Not applicable			
Effluent Discharge during the inspection (KLD)				
Effluent Discharge in KL/ MT of product				
ETP/PETP TREATED EFFLUENT RECYCLED				
Whether unit recycles the ETP/PETP treated effluent	As per CTO, the unit has permission to reuse the treated effluent in washing process, however no effluent was generated due to the maintenance work of rail coach (wagon) only in the unit.			
Process in which treated effluent is recycled				
Flow meter with totalizer installed at ETP/ PETP outlet				
<u>Logbook maintained:</u> (Yes/No) (Last three months' logbooks to be attached)				
		Production processes	Domestic uses	Others (specify)

Average Water Recycled (KLD) (based on logbook of Recirculated water)	Not applicable
Water Recycled in KL/MT of product	
Water recycled on previous/inspection day (KLD)	
Whether unit has achieved Zero Liquid Discharge If yes, confirm ZLD condition with the Consent to Operate issued under the Water Act, 1974 by SPCB	
TREATED EFFLUENT DISCHARGED	
A. No. of consented outlets B. Actual no. of outlets observed during visit	Not applicable
Whether any By-pass / multiple Outlets of Effluent observed (Photograph and bypassed effluent sample to be attached along with analysis report)	
Actual mode of discharge from the unit premises	
Ultimate disposal point	
Tracked route to reach river Ganga or its tributary (include name of drains/intermediate rivers)	
ENVIRONMENTAL LAB	
Availability of Environmental Lab (Also, mention type of instruments available in the lab)	No
Staff engaged at ETP (along with nos.)	Not provided
ELECTRICITY CONSUMPTION IN ETP	







Whether separate energy meter installed for ETP	NA				
Average Electricity Consumption (in KWh/day) (based on logbook)	NA				
Instantaneous energy meter reading during inspection (in KWh)	NA				
OCEMS STATUS AND DETAILS					
Whether installed or not	Not applicable				
Whether connected to CPCB server					
Parameters displayed on OCEMS					
URL, Password and login ID					
Frequency of calibration					
Last date of calibration					
Next due date of calibration					
Techniques (In-line/ On-line)					
Instantaneous values shown on OCEMS during inspection					
Effluent Analysis Report- Quality of discharged effluent (for all parameters as notified for the Unit under Environment (Protection) Rules, 1986/required as per Consents/SPCB norms)					
Parameter	ETP Inlet	ETP Outlet	Any Other Location	Norms as per Consent	Compliance w.r.t. Consent
pH	Not applicable				
BOD (mg/l)					
COD (mg/l)					
TSS (mg/l)					
TDS (mg/l)					
Sulphide (mg/l)					

Oil & Grease (mg/l)	
MLSS (mg/l)	
MLVSS (mg/)	
Fe (mg/)	
Zn (mg/)	
Cu (mg/)	
T. Chromium (mg/l)	
Hexavalent Chromium (mg/l)	
COMPLIANCE STATUS: Non-operational	
As per effluent discharge norms	Not applicable as no wet work is being carried only maintenance & repair work of wagons
Overall	
DOMESTIC SEWAGE TREATMENT	
Total number of employees working in the unit	Not provided
Whether sewage line is segregated from process effluent	Yes, separate sewage line was available
Method of sewage treatment/disposal	Domestic sewage is being reused in horticulture
If STP exists	
Status of STP	Non-operational during visit
Designed capacity of STP (in KLD)	Not provided
Names of all treatment units	Bar screen chamber → Grit tank → Equalization → FMR tank → Dosing tank → Clarified water tank → MGF → ACF → Treated sewage transferred to fire water tank and also reused in horticulture
Dimensions of treatment units	Attached in pictures

Type of treatment process	Fluidised Media Reactor (FMR)
Name of chemical(s) consumed in STP and their quantity (in Kg/day)	Not provided
System of chemical mixing for solution preparation (Manual/Mixer)	
System of chemical dosing (Manual/Mechanical through pumps)	
STP INLET	
Flow meter with totalizer/V-Notch installed at STP inlet Log book maintained: NA	Not available
Average sewage generation (KLD)	
Sewage generation in KL/MT of product (based on logbook)	
Sewage generation on previous/inspection day (KLD)	
STP OUTLET	
Flow meter with totalizer/V-Notch installed at STP outlet Log book maintained: NA	Not available
Average sewage discharge (KLD)	
Sewage discharge in KL/MT of product (based on logbook)	
Sewage discharge on previous/inspection day (KLD)	
STP TREATED WATER RECYCLED	
Whether unit recycles the STP treated water	Treated sewage is reused in horticulture, however, the logbook for the same was not maintained by the unit

Processes in which treated water is recycled			
Flow meter (s) with totalizer/V-Notch installed at recirculation line Log book maintained: NA			
	Production processes	Domestic uses	Others (specify)
Average water recycled (KLD) (based on log book)	NA	NA	NA
Water recycled in KL/MT of product (based on logbook)	NA	NA	NA
Water recycled on previous inspection day	NA	NA	NA
STP TREATED WATER DISCHARGED			
Consented mode of discharge	Reused in horticulture		
Consented discharge (in KLD)	35 KLD		
Actual mode of discharge from the unit premises	Horticulture		
Ultimate disposal point	Land disposal		
SOLID WASTE & SLUDGE MANAGEMENT			
Solid waste generated in the unit	Record not maintained		
ETP sludge dewatering system	Filter press installed in STP		
SOLID WASTE GENERATED			
Whether logbook for solid waste generated maintained	No		
Average solid waste generated (in kg/day or kg/month) (based on the logbook)	Not provided		
Solid waste generated on previous/inspection day (in kg/day or kg/month)			
SOLID WASTE DISPOSED			

Mode of hazardous waste disposal		Information not provided			
If disposal through TSDF site (Last 04 Form- 10 to be attached)					
Whether logbook for solid waste disposed maintained (Last 03 months logbook to be attached)					
Average solid waste disposed (in kg/day or kg/month) (based on the logbook)					
Solid waste disposed on previous/inspection day (in kg/day or kg/month)					
AIR POLLUTION – EMISSION SOURCES & CONTROL					
Sources of air pollution	Chimney Detail	APC Equipment		Emission Quality	
		Stipulated	Provided	Stipulated	Provided
Not applicable		NA	NA	NA	NA
Details of D. G. Set Not applicable		Capacity		Exhaust (in m)	Emission Std.
		NA		NA	NA
Fuel Consumption		Type of fuel		Consumption	Process/Machine
Not applicable		NA		NA	NA
Ground water analysis report:		Not applicable			
Recipient drains analysis report		Not applicable			
By-pass analysis report(s) (if applicable)		Not applicable			

<p>Specific Observations:</p> <ol style="list-style-type: none"> 1. M/s Rail Coach Naveenikaran Karkhana located in Sonipat at Haryana was established in the year 2022 and categorized under Orange category. 2. The unit has consent for rehabilitation of LHB coaches. However, at the time of inspection the unit was engaged in maintenance and repair work of rail coach (wagon) only and no wet work was being carried out. 3. As informed, the unit is yet to start its wet processes which shall commence in the near future. 4. The unit has installed new ETP, which was not started due to the lack of effluent as no wet work was being carried out in the premises. 5. The unit has installed STP to treat the domestic sewage, which was based on the fluidized media reactor (FMR) technology which was also found non-operational at the time of inspection. Treated sewage is being used in the horticulture. The unit has not maintained logbook for the same. 	
<p>Specific Recommendations/Suggestion</p> <ol style="list-style-type: none"> 1. The unit may be reinspected by HSPCB once its fully operational. 	
<p>PHOTOGRAPHS</p>	
<p>Pic 1. Main Entrance Gate</p> 	<p>Pic 2. Coordinates of the Unit</p> 
<p>Pic 3. Processing Unit/Production Area</p> 	<p>Pic 4. Processing Unit/Production Area</p> 
<p>Pic 5. Effluent treatment Plant</p> 	<p>Pic 6. Sewage Treatment Plant</p> 



Annexure - 128: M/s Bisha Developers Pvt. Ltd

INDUSTRY INSPECTION FORMAT (TEXTILE)

Date of inspection: 07.08.2024

1.	Name of the unit with complete postal address:	M/s Bisha Developers Pvt. Ltd. Plot no. 173, HSIIDC, Barhi, Sonipat
2.	Spatial Co-ordinates (Latitude & longitude) in Decimal format only	29.103192 77.0464
3.	Name of Contact person with designation Phone & Email:	NA
4.	Industry Operational status	M/s. Bisha Developers Pvt. Ltd. Plot no. 173, HSIIDC, Barhi, Sonipat does not exist (New unit namely M/s. Shyam Ji Containers Inc., Plot no. 173, HSIIDC, Barhi, Sonipat running on same address without obtaining CTO from HSPCB). New units is manufacturer of plastic pipes.



PVC pipe manufacturing unit

INDUSTRY INSPECTION FORMAT (TEXTILE)**A. General section**

Date of inspection: 08.08.2024

1.	Name of the unit with complete postal address:	M/s NEW GARMENTS, PLOT NO. 200, HSIIDC, BARHI , Sonipat
2.	Spatial Co-ordinates (Latitude & longitude) in Decimal format only	Lat.- 29.101875 Long.- 77.043914
3.	Name of Contact person with designation Phone & Email:	Mr. Pardeep Thakur, Proprietor 9953196235 New.garments9811@gmail.com
4.	Industry Operational status	Non-Operational (Temporarily Closed)

B. Consent section

(Attach valid copies, or if expired then attach recent expired copies along with copy of application)

5.	Consent	Yes/No/Applied	Validity (Period)
	Air /Water	Yes	Valid up to 30.09.2027 Attached as Attached
	Hazardous waste authorization	Yes	Valid up to 30.09.2027 Attached as Attached
	NOC from CGWA/other authority	Yes	NOC Expired on 06.12.2022, Applied for renewal. Application copy attached as Attached

C. Production, Process and Infrastructure

Production details			
6.	Number of operational days in last three months	67	
7.	Operation schedule (Operation hours/day)	10 hrs.	
8.	Type of industry I. Natural fibres (N), Synthetic fibres (S), Blend (NS) II. Pre-treatment (Pt), Dyeing (D), Printing (Pr), Finishing (F), Garment washing (GW) III. Batch process (B), Continuous process (C)	I	II
		S	GW
		III	B
9.	Product manufactured (dyed yarn/dyed fabric/garments/denim)	Garments	
10.	GSM of product (for fabric/ denim/ garment etc.)		
11.	Consumption of utility, water and raw materials per kg of material processed		
		As per consent	Average (last three months)

	Production in (Kg/ Sq. meter/ nos.)	500 cases /Day	450 cases/day (01-05-2024 to 31-07-2024)	
	Steam (MT)	NA	NA	
	Water (KL)	NA	Logbook not provided	
	Raw material (dyes & chemicals)		Garments: 50000 Nos. / day Dyes and chemicals: 250 kg/d	
12.	Process details			
	Pretreatment	No		
	Dyeing	Yes		
	Printing	No		
	Finishing	Yes		
	Garment washing	Yes		
13.	Details of wet processing machinery (Nos. & Capacity)	5 Washing machine (100 kg each) and 02 tumbler (50 Kg each)		
14.	MLR of process machinery			
15.	Fresh Water consumption			
	Availability of separate flow meter for domestic/process use:			
	Sources of water	Totalizer reading (m³)	Water consumption (KL) (Total of last three months)	Average water consumption (in KLD)
	Borewell	008846.487	Logbook not provided	Yes
	Specific water consumption in KL/MT		Logbook not provided	

D. Effluent management and disposal

16.	Flowmeters details	Availability (Yes/No)	Totalizer Reading (m³/hr.)
	Flow at inlet	Yes	Not working
	Flow at outlet	Yes	Not working
	Recycling points	NA	NA
17.	Effluent generation (KLD)	69.57	
18.	Specific effluent generation (KL/MT of product)	0.15 KL/Pc	
19.	Effluent disposal (KLD)	65.15	
20.	Specific effluent Disposal (KL/MT of product)	0.14 KL/Pc	
21.	Recycled water consumption (Avg. in KLD)	NIL	
22.	Specific recycled water consumption (KL/MT of product)	NIL	
Primary Effluent treatment plant (PETP)			

23.	PETP status: Operational/Non-operational: Non- operational due to PETP motor sent for repairing. As per unit representative standby motor also sent to repairing.		
24.	Installed capacity (KLD): 350 Utilized capacity (KLD): 70		
25.	PETP consists of: (flow diagram): Collection Tank, Flash mixing tank, Dosing Chamber, Flocculation, Tube Settler, Sludge Drying Bed, DMF, CF and discharge into CETP conveyance line.		
26.	Losses in PETP, %	NA	
27.	Name of chemicals consumed at PETP along with quantity (kg/day)	Acetic acid	243
		Hydrogen per oxide	405
		Bleaching Powder	405
		Soda Ash	810
		Caustic flakes	405
	Detergent soap	1620	
28.	Effluent disposal point	HSIIDC sewer line/other	
29.	Bypass arrangement for discharge of untreated effluent	No	
30.	Status of CETP membership	Yes	
31.	Status of storm water management	Rain harvesting pit/HSIIDC storm water line	
32.	Effluent characteristics: as per analysis report of consented parameter: The unit and its PETP are not operational hence sample is not collected.		
33.	Sludge management & disposal		
	Mechanical system details (centrifuge/decanter etc.)	Decanter	
	Sludge drying beds	Total Nos: 03	
	Average quantity of sludge generated (Kg/day)	Not provided	
	Estimated sludge generation	Sample not collected	
34.	Separate Energy meter installed for PETP	Yes	
	Average Electric Consumption at PETP (KWh/day)	Not provided	

E. Hazardous waste section

35.	Hazardous waste management	
	Authorization status	Valid up to 30.09.2024
	Copy of agreement with recyclers/ TSDf	Yes
	Hazardous waste generated (kg/d)	Not provided
Form-4 and 10 to be collected		

F. Fuel/power consumption

36.	Boiler capacity	01 TPH
37.	Stack height	14 m
38.	APCD installed	Yes (Cyclone & Wet Scrubber)
39.	Type of fuel used	Biomass (Mustard Briquettes)
40.	Fuel consumption (mention units)	Not provided

41.	Estimated ash generation (@ 12 % of biomass briquette)	0.03 TPD
42.	Ash management	As per unit representative, collected and provided to local people for land filling but logbook not maintained.
43.	Remark on ash disposal	NA

G. Specific observations:

Observations:

- The unit and its PETP was found non-operational during the inspection on dated 08.08.2024.
- The unit’s PETP pumps was sent for repairing due to which unit has stopped their production.
- The unit has installed PETP consists of Collection Tank, Flash mixing tank, Dosing Chamber, Flocculation, Tube Settler, Sludge Drying Bed, DMF, CF and treated effluent discharge into CETP conveyance line.
- At the time of inspection, no influent has been reached at inlet and effluent not discharge from PETP outlet. Sample not collected.
- The unit has provided logbooks of production, PETP inlet, outlet and energy meter.
- The unit has not informed HSPCB for shut down of the unit. Hence it may be considered as non-complying.

H. Recommendations:

1. The unit shall inform HSPCB about closure of the unit of any days.
2. The unit shall ensure that effluent not discharged without treatment.

Overall compliance status:	Non-complying w.r.t., Non-operational of unit.
-----------------------------------	---

Photographs




Fig.1: Entrance gate



Fig.2: Manufacturing process area



Fig.3: PETP set up



Fig.4: PETP inlet flow meter



Fig.5: PETP sand filter



Fig 6. Outlet Motor before filters sent to repairing

Annexure - 130: M/s A.S. Process

INDUSTRY INSPECTION FORMAT

Date of inspection: 08.08.2024

1.	Name of the unit with complete postal address:	M/s A.S. Process, Plot No 285-300, Phase – I, HSIIDC, Barhi, Dist. Sonipat, Haryana
2.	Spatial Co-ordinates (Latitude & longitude) in Decimal format only	Latitude: Longitude:
3.	Industry Operational status	Non – Operational
4.	Name of SPCBs Regional Office	Regional Office Sonipat, Haryana
5.	<p>Major observation:</p> <p>a. Gate found locked during visit, nearby people informed to the inspection team that the unit is non-operational since last two years. Hence no documents could be collected.</p> <p>b. Infrastructure such as roof sheds found in damaged condition as visible from outside.</p>	
6.	<p>Photographs taken during visit:</p> <div style="display: flex; justify-content: space-around;"> <div data-bbox="261 1384 847 1921"> <p>08 August 2024 10:43am</p> </div> <div data-bbox="868 1384 1497 1921"> <p>08 August 2024 10:43 am</p> </div> </div>	
	<p>Photo 1: Entrance gate of the unit found locked</p>	<p>Photo 2: Damaged infrastructure as visible from outside</p>

Annexure - 131: M/s Aryavart Dyeing Pvt. Ltd.

INDUSTRY INSPECTION FORMAT (Textile)**A. General section****Date of inspection:09.08.2024**

1.	Name of the unit with complete postal address:	M/s Aryavart Dyeing Pvt. Ltd., Plot No 352, Phase – I, HSIIDC, Barhi, Dist. Sonipat, Haryana
2.	Spatial Co-ordinates (Latitude & longitude) in Decimal format only	Latitude: 29.09805187, Longitude: 77.04629528
3.	Name of Contact person with designation Phone & Email:	Mr. Satbeer, Plant Supervisor 9034159737
4.	Industry Operational status	Non – Operational Unit has informed the Regional Office, Sonipat, HSPCB via email on date 08.08.2024 regarding shut down of manufacturing operations due to collapse of borewell submersible pump. Same was also verified by the inspection team during visit

B. Consent section

(Attach valid copies, or if expired then attach recent expired copies along with copy of application)

5.	Consent	Yes/No/Applied	Validity (Period)
	Air /Water	Yes	30.09.2025
	Hazardous waste authorization	Not provided	
	NOC from HWRA/other authority	Yes	Expired on 31.03.2024

C. Production, Process and Infrastructure

Production details		
6.	Number of operational days in last three months (as per data provided by unit)	May – 24: 16 days June – 24: 17 days July – 24: 17 days
7.	Operation schedule (Operation hours/day)	Avg. 10 hours/day
8.	Type of industry	Textile sector
	Natural fibres (N), Synthetic fibres (S), Blend (NS)	Polyester yarn
	Pre-treatment (Pt), Dyeing (D), Printing (Pr), Finishing (F), Garment washing (GW)	Dyeing
	Batch process (B), Continuous process (C)	Batch process
9.	Product manufactured (dyed yarn/dyed fabric/garments/denim)	Dyed Polyester yarn

10.	GSM of product (for fabric/ denim/ garment etc.)	Information not available			
11.	Consumption of utility, water and raw materials per kg of material processed				
		As per consent	Average of last three months		
	Production (kg or MT)	05 MT/day	3.93 MT/day		
	Steam (MT)	1.5 TPH	No information		
	Water (KL)	60 KLD i.e. 12 ltr./kg	17.74 KLD i.e. 4.64 KL/MT		
	Major Raw material i.e. polyester yarn	-	4.14 MT/day		
	Raw material (dyes & chemicals)	0.5 MT/day i.e. 100gm/kg of product	60 kg/day in process		
12.	Process details				
	Pretreatment	Details not available, unit non-operational			
	Dyeing				
	Printing				
	Finishing				
	Garment washing				
13.	Details of wet processing machinery (Nos. & Capacity)	05 nos. of machines Loading Capacity per batch: 500 kg, 250 kg, 120 kg, 50 kg, 100 kg			
14.	MLR of process machinery	Information not available			
15.	Fresh Water consumption Availability of separate flow meter for domestic/process use: Domestic use from HSIIDC supply, and industrial use from Borewell				
	Sources of water	Totalizer reading (m³)	Water consumption (KL) (Total of last three months)	Average water consumption (in KLD)	Logbook maintained (Yes/No)
	Borewell	Borewell collapsed	Month	Total (KL)	Yes
			May-24	283.941	
			June-24	301.628	
			Total (KL)	585.569	
			Average: 17.74 KLD (including process & boiler requirements)		
	Municipal sources	Reading not visible	No data provided		
	Specific water consumption in KL/MT	Cannot be calculated			

D. Effluent management and disposal

16.	Flowmeters details	Availability (Yes/No)	Totalizer Reading (m³/hr.)
	Flow at inlet	No	NA

	Flow at outlet	Yes	Reading not available, as Unit and ETP were non-operational												
	Recycling points	No recycling	NA												
17.	Effluent generation (KLD)	No flow meter at ETP inlet As per logbook provided for ETP outlet flow meter <table border="1" data-bbox="699 421 1082 645"> <thead> <tr> <th>Month</th> <th>Total (KL)</th> </tr> </thead> <tbody> <tr> <td>May-24</td> <td>77.6</td> </tr> <tr> <td>June-24</td> <td>82.4</td> </tr> <tr> <td>July-24</td> <td>142.5</td> </tr> <tr> <td>Total (KL)</td> <td>302.5</td> </tr> <tr> <td colspan="2">Average: 6.05 KLD</td> </tr> </tbody> </table>		Month	Total (KL)	May-24	77.6	June-24	82.4	July-24	142.5	Total (KL)	302.5	Average: 6.05 KLD	
Month	Total (KL)														
May-24	77.6														
June-24	82.4														
July-24	142.5														
Total (KL)	302.5														
Average: 6.05 KLD															
18.	Specific effluent generation (KL/MT of product)	1.54 KL/ MT													
19.	Effluent disposal (KLD)	6.05 KLD													
20.	Specific effluent Disposal (KL/MT of product)	1.54 KL/ MT													
21.	Recycled water consumption (Avg. in KLD)	No recycling													
22.	Specific recycled water consumption (KL/MT of product)														
Effluent treatment plant (ETP)															
23.	ETP status: ETP is in functional condition														
24.	Installed capacity (KLD): Information not available Utilized capacity (KLD): As per logbook 8 KLD approx.														
25.	ETP consists of: (flow diagram) Raw effluent collection tank → Chemical mixing tank → Reaction tank → Tube settler → Filtration units → Outlet														
26.	Losses in ETP, %	NA													
27.	Name of chemicals consumed at ETP along with quantity (kg/day)	Lime	4.88 kg/day												
		Alum	6.97 kg/day												
		Polyelectrolyte	82.2 gm/day												
28.	Effluent disposal point	HSI IDC sewer line													
29.	Bypass arrangement for discharge of untreated effluent	Not found													
30.	Status of CETP membership	Yes													
31.	Status of storm water management	HSI IDC storm water line													
32.	Effluent characteristics: as per analysis report of consented parameter Samples not collected as unit was non-operational														

33.	Sludge management & disposal		
	Mechanical system details (centrifuge/decanter etc.)	No mechanical system	
	Sludge drying beds	Total Nos: 02	
	Average quantity of sludge generated (Kg/day)	7.68 kg/day (as per data provided for May – 24 to July – 24)	
	Estimated sludge generation (40% of inlet TSS load)	NA	
34.	Separate Energy meter installed for ETP	Yes	
	Average Electric Consumption at ETP (KWh/day)	As per logbook provided for ETP energy meter	
		Month	Total (kWh)
		May-24	97.2
		June-24	94.9
		July-24	70.9
		Total (kWh)	263
Average: 5.26 kWh/day			

E. Hazardous waste section

35.	Hazardous waste management	
	Authorization status	Not provided
	Copy of agreement with recyclers/TSDF	Agreement with TSDF i.e. M/s Gujarat Enviro-Protection And Infrastructure (Haryana) Pvt. Limited
	Hazardous waste generated (kg/d)	ETP sludge generation @ 7.68 kg/day (as per data provided for May – 24 to July – 24) As per agreement: 02 MT per annum Form 10 dated 14.05.2024: 1.1 MT ETP Sludge
Form-4 and 10 to be collected		

F. Fuel/power consumption

36.	Boiler capacity	02 TPH
37.	Stack height	30 meters
38.	APCD installed	Yes, Wet scrubber
39.	Type of fuel used	Briquettes
40.	Fuel consumption (mention units)	03 TPD (As per data provided by unit)
41.	Estimated ash generation (@ 12 % of biomass briquette)	360 kg/day
42.	Ash management	<ul style="list-style-type: none"> As informed by unit representative, the boiler ash is provided to contractor of HSIIDC for filling in low lying areas through trolleys, no agreement or receipt provided
43.	Remark on ash disposal	

Photographs taken during visit



Photo 1: Display board at entrance gate



Photo 2: Spinning machine found idle



Photo 3: Dyeing machine in idle condition



Photo 4: Borewell collapsed



Photo 5: HSIIDC water supply line meter



Photo 6: Chemical reaction tank



Photo 7: Tube settler



Photo 8: Tertiary treatment (Filtration) system



Photo 9: Sludge drying beds



Photo 10: Boiler non-operational



Photo 11: Air pollution control device




Photo 12: Energy meter at ETP

Annexure - 132: M/s Tanvi Enterprises

INDUSTRY INSPECTION FORMAT



Date of inspection: 12.08.2024

1.	Name of the unit with complete postal address:	M/s Tanvi Enterprises, Plot No 293, Phase – I, HSIIDC, Barhi, Dist. Sonapat, Haryana
2.	Industry Operational status	Non – Operational
3.	Name of SPCBs Regional Office	Regional Office Sonapat, Haryana
4.	Major observation: Gate found locked during visit, nearby people informed to the inspection team that the unit is non-operational since last few months. Hence no documents could be collected.	
5.	Photographs taken during visit:  <p>12 August 2024 11:28 am</p> <p>Photo: Entrance gate of the unit found locked</p>	

Annexure - 133: M/s G.C.R. Dyeing

INDUSTRY INSPECTION FORMAT


Date of inspection: 12.08.2024

1.	Name of the unit with complete postal address:	M/s G.C.R. Dyeing, Plot No 342, Phase – I, HSIIDC, Barhi, Dist. Sonipat, Haryana
2.	Industry Operational status	Non – Operational
3.	Name of SPCBs Regional Office	Regional Office Sonipat, Haryana
4.	Major observation: Gate found locked during visit, nearby people informed to the inspection team that the unit is non-operational since last few weeks. Hence no documents could be collected.	
5.	Photographs taken during visit:	
		
	Photo 1: Entrance gate of the unit found locked	Photo 2: Display board at entrance gate of the unit

Annexure - 134: M/s Camlano and Company

INDUSTRY INSPECTION REPORT

Date of Inspection: 13-08-2024

1.	Name & complete Address:	:	M/s Camlano and Company Plot No 357 Phase-I, HSIIDC Industrial Estate, Barhi, Distt Sonipat
2.	Geographical Coordinates	:	29.099318 77.045058
3.	Operational Status of the unit	:	Non-Operational
4.	Observation: a. During visit it was observed that unit was locked. b. As informed by local people, unit is closed since 2-3 years.		
5.	Photographs taken during visit:		
			
	Photo: Entrance gate of premises		
6.	Overall Compliance Status: Closed		

Annexure - 135: M/s Hue plus Industries

INDUSTRY INSPECTION REPORT (OTHERS)			
General Information & Operational Details			Date of Inspection: 07/08/2024
1.	Name & complete Address:	M/s Hue plus Industries, plot no 429 HSSIIDC, Barhi, Sonipat	
2.	Spatial Coordinates in Decimal	Latitude: 29.096759 Longitude: 77.047604	
3.	Name of the contact person (s) with designation: e) Telephone/Mobile(s) f) E-mail ID(s)	Sh. Pankaj Panwar, Director (9625984269) hueplusindustries@gmail.com Ravi Prakash (Helper) : 9997956138, present at site	
4.	Operational Status of the unit If non-operational: a) Self-closed b) Any other reason	Non-operational Unit was not operational on the day of inspection, It was informed by unit representative that 3-4 employees are sick that's why they are not running plant.	
5.	Operational Schedule	No information provided	
6.	NOC status	Validity with date (Valid copy to be attached)	If not valid, whether Applied for renewal? (application and expired NOC copy to be attached)
	NOC from CGWA/ SGWA as a permission to abstract groundwater	No borewell, only HSIIDC supply	
7.	Consents & Authorization Status	Validity with date (Valid copies to be attached)	If not valid, whether Applied for renewal? (application and expired consent copies to be attached)
	Consent to Operate issued under Water Act, 1974 by SPCB	30.09.2029	
	Consent to Operate issued under Air Act, 1981 by SPCB		
	Authorization for Hazardous Waste Disposal issued under Hazardous and Other Wastes (Management & Transboundary Movement) Rules, 2016 by SPCB		
8.	<u>Product(s) & Capacity-</u> {For all main product(s) and By-product(s)}	v. TOTAL Permitted production (As per consent): Raw material (in nos. and weight): Lemon Chrome: 0.8 MT/day Prime Rose Chrome: 0.8 MT/day CPC Blue: 0.2 MT/day	

		Semi-finished/Finished product (in nos. and weight): Pthalocyanine Beta Blue: 1.2 MT/day Chromocyanine green: 0.6 MT/day vi. ACTUAL TOTAL production For June: 1560 kg and July 1600 kg.		
9.	Type of Industry / Processes involved in operation	Dyes manufacturer		
10.	RAW WATER SUPPLY			
	Source(s) of raw water supply	HSI IDC supply		
	In case of River/ Municipal Supply/ Tankers/ Others, <u>Logbook maintained:</u> (Yes/No)	Flow meter on HSI IDC supply line (mechanical) Totalizer: 6999 KL Logbook was not maintained		
11.		Production process, Washing, etc.	Domestic uses	Others (specify)
	Average Water Consumption (KLD) (based on logbook)	Logbook was not maintained		
	Water Consumption in KL/ MT of product (based on logbook)			

12.	PRIMARY EFFLUENT TREATMENT PLANT (PETP)			
	Installed (Yes/ No)	Yes, Primary		
	Whether Unit is connected to CETP	CETP, HSI IDC, Barhi, Sonipat, Haryana		
	Manufacturing Processes from where wastewater streams reaching PETP	Filtration and Washing		
	Status of PETP (Operational/ Non-Operational)	Non-Operational, however effluent was stored in inlet storage tank		
	Designed capacity of PETP (KLD)	5 KLD		
	Sample collected during inspection	No, Plant and PETP were found non-operational		
	Names of all treatment units	Inlet, Collection tank , Mixing tanks, Settling tank, DMF & ACF to outlet, SDB		
	Type of treatment process	Physico-chemical		
13.	Name of chemical(s) consumed in PETP and their quantity (in Kg/day)	No logbook maintained		
	System of chemical mixing for solution preparation (Manual/ Mixer)	Manual		
	System of Chemical dosing (Manual/ Mechanical through	Manual		

	pumps)	
14.	PETP INLET	
	Flow meter with totalizer/ V-Notch installed at PETP inlet	Yes, but wire was disconnected
	Logbook maintained: (Yes/No)	Logbooks not maintained properly
	Average Effluent Generation (KLD) (based on logbook)	
	Effluent Generation in KL/ MT of product (based on logbook)	
15.	PETP OUTLET	
	Flow meter with totalizer/ V-Notch installed at PETP outlet	Yes, but wire was disconnected
	Logbook maintained: (Yes/No)	Yes, but not maintained properly.
	Average Effluent Discharge (KLD) (based on logbook)	June & July month logbook provided, which indicate that PETP was operated only twice in each month randomly, therefore can't be calculated
	Effluent Discharge in KL/ MT of product (based on logbook)	
16.	PETP TREATED EFFLUENT RECYCLED	
	Whether unit Recycles the PETP Treated Effluent	No
17.	Whether Unit has achieved Zero Liquid Discharge? If Yes, confirm ZLD condition with the Consent to Operate issued under the Water Act, 1974 by SPCB	No
18.	TREATED EFFLUENT DISCHARGED	
	Consented Mode of Discharge	Sewer leading to CETP
	Consented Discharge (in KLD)	5 KLD Industrial and 1 KLD domestic
	c) No. of consented outlets d) Actual no. of outlets observed during visit	02
	Whether any By-pass/ Multiple Outlets of Effluent observed	no
	Actual Mode of discharge from the unit premises	closed
	Ultimate disposal point	CETP Barahi, Sonipat through HSIIDC sewer
19.	ELECTRICITY CONSUMPTION IN PETP	
	Whether separate energy meter installed for PETP	yes
	Average Electricity Consumption (in KWh/day) (based on logbook)	1.4 Unit/day
	Instantaneous energy meter reading during inspection (in KWh)	1522, same reading on July 18 too as per logbook
20.	Effluent Analysis Report-	

	Sample was not collected, PETP was not operational and all unit were filled with clear water						
21.	SOLID WASTE & SLUDGE MANAGEMENT						
	Solid waste generated in the unit:		PETP Chemical Sludge copper bearing				
	PETP Sludge Dewatering system		Filter press				
22.	Whether Logbook for Solid Waste Generated maintained?		log book not maintained properly, Form 10 copy not provided				
	Mode of Hazardous waste disposal		No information provided, unit non-operational				
23.	AIR POLLUTION – EMISSION SOURCES & CONTROL						
	Sources of air pollution	Chimney Details	APC Equipments		Emission Quality		
			Stipulated	Provided	Stipulated		
	1 ton boiler	12 m	No information provided				
	Details of D.G Set		Capacity		Exhaust pipe (in m)		Emission Std.
	Fuel Consumption		Type of fuel		Consumption		Process/ Machine
			Briquettes				
🔍 Specific Observations and Recommendations:							
<ol style="list-style-type: none"> On the day of inspection unit was non-operational and unit representative informed that due to sickness of 3-4 employees plant was not operated on that day. PETP was also found non-operational and treatment units were found filled with clear water. Flow meter were found installed at PETP inlet, outlet and energy meter was also installed. Both flow meters were found non-functional due to disconnection of wire. Meter was also installed at HSIIDC water supply. No logbook maintained. Unit has CTO to produce 1.8 MT final product per day and unit informed that during June and July they produced 1.5 & 1.6 MT product respectively. June-July month logbook comprising PETP outlet, sludge generation, electricity consumption in PETP was provided which are not maintained properly and indicate that PETP was operated only four times in June and July month. PETP Inlet/outlet readings observed and based on logbook more than 5000 KL/day wastewater was treated and more than 4000 KL/day. Record keeping is poor. Unit is using ortho-xylene as solvent in manufacturing process. Although solvent is recovered by unit, but traces of solvent contributes high COD which can't be treated through conventional PETP to achieve desired discharge norms. Blue color effluent traces were observed in PETP outlet. Loose pipelines were also observed in PETP area. Possibility to discharge untreated effluent cannot be ruled out. 							

PHOTOGRAPHS











<p>Photo 1: Main Entrance Gate</p>  <p>07/08/2024 11:05</p>	<p>Photo 2: Processing Unit/Products Area</p>  <p>07/08/2024 11:06</p>
<p>Photo 3: Products Area (Dyes)</p>  <p>07/08/2024 11:06</p>	<p>Photo 4: Supply water (HSIIDC) flow meter</p>  <p>07/08/2024 11:46</p>
<p>Photo 5: PETP Inlet collection pit underground</p>  <p>07/08/2024 11:17</p>	<p>Photo 6: PETP inlet Flowmeter (disconnected wire)</p>  <p>07/08/2024 11:21</p>
<p>Photo 7: Chemical mixing tank</p>  <p>07/08/2024 11:17</p>	<p>Photo 8: PETP Sludge drying beds</p>  <p>07/08/2024 11:18</p>
<p>Photo 9: PETP Outlet channel</p> 	<p>Photo 10: Tube settler</p> 



Photo 11: PETP outlet Flowmeter (disconnected wire)



Photo 12: Sludge Dewatering unit (Filter press)



Photo 13: Clear water filled in each unit of PETP



Photo 14: PETP energy meter



Photo 15: Loose pipe near Outlet chamber



Photo 16: Mini boiler



Annexure - 136: M/s Weave N Colors Texofab

INDUSTRY INSPECTION FORMAT (Textile)**A. General section**

Date of inspection: 13/08/2024

1.	Name of the unit with complete postal address:	M/s Weave N Colors Texofab Plot no 490, Phase-II HSIIDC, Barahi, Dist-Sonipat, Haryana
2.	Spatial Co-ordinates (Latitude & longitude) in Decimal format only	29.112096, 77.045401
3.	Name of Contact person with designation Phone & Email:	Irshad Ali, Accountant 8950506460
4.	Industry Operational status	Non-operational Unit representative informed that unit is non-operational since last 6-7 days i.e., from 08/08/2024 due to breakage of printing machine parts. However, during inspection boiler was found hot, fabric was found loaded on printing machine and ETP inlet was receiving effluent from process area.

B. Consent section

(Attach valid copies, or if expired then attach recent expired copies along with copy of application)

5.	Consent	Yes/No/Applied	Validity (Period)
	Air /Water	Yes	01.10.2022 to 30.09.2026
	Hazardous waste authorization	Yes	30.12.2022 to 30.09.2026
	NOC from CGWA/other authority	Applied	Copy attached

C. Production, Process and Infrastructure

Production details				
6.	Number of operational days in last three months	59 days were operational from May 01, 2024 to July 31, 2024 as per logbook.		
7.	Operation schedule (Operation hours/day)	Day shift (8-9 hours per day)		
8.	Type of industry I. Natural fibres (N), Synthetic fibres (S), Blend (NS) II. Pre-treatment (Pt), Dyeing (D), Printing (Pr), Finishing (F), Garment washing (GW) III. Batch process (B), Continuous process (C)	I	II	III
		Synthetic fibres Polyester	Printing & washing	Batch

9.	Product manufactured (dyed yarn/dyed fabric/garments/denim)	Printed fabric			
10.	GSM of product (for fabric/ denim/ garment etc.)	No information			
11.	Consumption of utility, water and raw materials per kg of material processed				
		As per consent		Average (last three months)	
	Production in (Kg/ Sq. meter/ nos.)	Grey Fabric-15000 sqr/mtr (Raw material)		24,715 mtrs average (Finish-total 1,97,720 mtrs)	
	Steam (MT)	-			
	Water (KL)	-			
Raw material (dyes & chemicals)	Dye color-100 kg/day; Packing material-100 Nos./day				
12.	Process details				
	Pretreatment	During inspection fabric was found loaded on printing machine.			
	Dyeing				
	Printing				
	Finishing				
Garment washing					
13.	Details of wet processing machinery (Nos. & Capacity)	Roll Opening Machine, Peaching Machine, Stenter Machine, Rotatory Printing machine, Loop Steamer, Washing Machine and Design Exposing Machine			
14.	MLR of process machinery	No information			
15.	Fresh Water consumption Availability of separate flow meter for domestic/process use:				
	Sources of water	Totalizer reading (m³)	Water consumption (KL) (Total of last three months)	Average water consumption (in KLD)	Logbook maintained (Yes/No)
	Borewell 1	6486.848 m ³	No logbook provided	-	No
	Municipal sources	HSIIDC supply, logbook not maintained			
Specific water consumption in KL/MT		-			

D. Effluent management and disposal

16.	Flowmeters details	Availability	Totalizer Reading (m³)
-----	---------------------------	---------------------	--

		(Yes/No)	
	Flow at inlet	Yes	14.244 m ³ However in logbook last reading was 1931 on 07/08/2024
	Flow at outlet	Yes	11635.727 m ³ However in logbook last reading was 54358 on 07/08/2024
	Recycling points	-	
17.	Effluent generation (KLD)	Manipulation in data	
18.	Specific effluent generation (KL/MT of product)	-	
19.	Effluent disposal (KLD)	Manipulation in data	
20.	Specific effluent Disposal (KL/MT of product)	-	
21.	Recycled water consumption (Avg. in KLD)	No information	
22.	Specific recycled water consumption (KL/MT of product)	-	
Effluent treatment plant (ETP)			
23.	ETP status: Non-operational although from process part effluent was reaching to ETP and collection tank was almost filled.		
24.	Installed capacity (KLD): No information, however 100 KLD is consented capacity. Utilized capacity (KLD): Although manipulation in data w.r.t. totalizer reading was observed however, average 86 KLD as per logbook of ETP outlet from May 01, 2024 to August 07, 2024.		
25.	PETP consists of: the details of treatment scheme provided was not available on site. However, existing scheme comprise collection tank, chemical dosing and mixing tanks, Tube-settler settling tank, Carbon and Sand filters, Sludge drying beds		
26.	Losses in PETP, %	-	
27.	Name of chemicals consumed at PETP along with quantity (kg/day)	Lime	40-120 kg/day as per logbook
		Alum	80-140 kg/day as per logbook
		Polyelectrolyte	2-4 kg/day as per logbook
28.	Effluent disposal point	HSI IDC sewer line	
29.	Bypass arrangement for discharge of untreated effluent	Not observed	
30.	Status of CETP membership	No membership	

31.	Status of storm water management	Rain water harvesting pit, found completely filled
32.	Effluent characteristics: sample was not collected as unit and PETP were found non-operational at the time of inspection.	
33.	Sludge management & disposal	
	Mechanical system details (centrifuge/decanter etc.)	Sludge drying beds
	Sludge drying beds	Total Nos:03
	Average quantity of sludge generated (Kg/day)	No information
	Estimated sludge generation	-
34.	Separate Energy meter installed for PETP	Yes, reading is 7949.2 kWh
	Average Electric Consumption at PETP (KWh/day)	102 kWh/day as per logbook from 01 May, 2024 to 07 August,2024.

E. Hazardous waste section

35.	Hazardous waste management	
	Authorization status	Valid
	Copy of agreement with recyclers/TSDF	with GEPIL
	Hazardous waste generated (kg/d)	No details provided
Form-4 and 10 to be collected, Form-10 dated 12.05.2023, 19.10.2023, 29.03.2024 & 06.07.2024 were provided and Form-4 applied copy was provided.		

F. Fuel/power consumption

36.	Boiler capacity	No information provided, although unit was not in operation from last 6 days but boiler was found hot.
37.	Stack height	30 as per consent
38.	APCD installed	Wet scrubber was installed
39.	Type of fuel used	Biomass as per consent
40.	Fuel consumption (mention units)	No information
41.	Estimated ash generation (@ 12 % of biomass briquette)	No information
42.	Ash management	No information
43.	Remark on ash disposal	-

44.	<p>Observations:</p> <ol style="list-style-type: none"> 1. Unit representative informed that unit is non-operational since last 6-7 days i.e. from 08/08/2024 due to breakage of printing machine parts. However, during inspection boiler was found hot, fabric was found loaded on printing machine and PETP inlet was receiving effluent from process area. 2. PETP was not operational and ETP units were found filled with water (Figure 6). Effluent collection pit (underground) was found filled with wastewater (Figure 5). 3. The treated effluent discharge into HSIIDC sewer through closed pipelines however there are two open chambers PETP inlet and outlet adjacent to each other, having breakage in pipes. 4. Sludge drying beds also observed filled and wet (Figure 11). 5. Manipulation in data was observed in PETP inlet and outlet logbooks and totalizer readings: <ol style="list-style-type: none"> a. PETP inlet totalizer reading was 14.244 m³, however, in logbook last reading was 1931 m³ on 07/08/2024. b. PETP outlet totalizer reading was 11635.727 m³, however, in logbook last reading was 54358 m³ on 07/08/2024
-----	--

Photographs

Fig.1: Entrance gate of unit	Fig.2: Manufacturing process area
	
Fig.3: Manufacturing process area	Fig.4: PETP set up
	
Fig.5: Effluent inlet to PETP collection pit	Fig.6: Tube settler



Fig.7: PETP inlet flow meter



Fig.8: PETP outlet flow meter



Fig.9: Chemical dosing tanks



Fig.10: Sludge & lime storage at ETP premises



Fig.11: Sludge drying beds



Fig.12: Sand and Carbon Filter at ETP unit



Fig.13: PETP Inlet & outlet



Fig.14: Rain water harvesting pit in unit premises



Fig.15: PETP energy meter



Fig.16: Borewell flow meter

